
ACCESS SERVICE

6. Switched Access Service

6.1 General

Switched Access Service, which is available to customers for their use in furnishing their services to end users, provides a two-point electrical communications path between a customer's premises and an end user's premises. It provides for the use of common terminating, common switching and Switched Transport facilities, and common subscriber plant of the Telephone Company. Switched Access Service provides for the ability to originate calls from an end user's premises to a customer's premises, and to terminate calls from a customer's premises to an end user's premises in the MSA where it is provided. Specific references to material describing the elements of Switched Access Service are provided in Sections 6.1.1 and 6.1.3. (T)

Rates and charges for Switched Access Service depend generally on its use by the customer, i.e., for MTS or WATS services, MTS-WATS equivalent services, or other services (e.g., foreign exchange service), and whether it is provided in a Telephone Company end office that is equipped to provide equal access (Feature Group D Access, described in Section 6.1.1(E)). (T)
The rates and charges for Switched Access Service also depend on whether the Switched Transport is switched through an access tandem or direct routed and whether the direct routed transport is routed between: (T)

- the customer's serving wire center and an end office, hub or tandem, or
- a hub or tandem and an end office.

Rates and charges for Switched Access/Dedicated Transport are set forth in Section 6.9, with the exception of the services provided by the Telephone Company in the Metropolitan Statistical Areas (MSAs) in which the Telephone Company has received Phase II pricing flexibility pursuant to Federal Communication Commission rule 47 C.F.R. Part 69 Subpart H. The rates and charges for the Switched Access/Dedicated Transport services in the MSAs that have received Phase II pricing flexibility are set forth in Section 21. (T)

The application of rates for Switched Access Service is described in Section 6.8. Rates and charges for services other than Switched Access Service, e.g., a customer's intraMSA toll message service, may also be applicable when Switched Access Service is used in conjunction with these other services. Descriptions of such applicability are provided in Sections 6.2.1(A)(9), 6.2.1(B)(4), 6.2.2(A)(7), 6.2.2(B)(5), 6.2.3(A)(5), 6.2.4(A)(6), 6.8.10 and 6.8.12. (T)
Finally, a credit is applied against line side Switched Access Service charges as described in Section 6.8.11. (D) (T)

6.1.1 Switched Access Service Arrangements and Manner of Provision

Switched Access Services are differentiated by their technical characteristics, e.g., line side vs. trunk side connection at the Telephone Company entry switch, the type of Switched Transport (i.e., Direct Transport or Tandem-Switched Transport) and the manner in which an end user accesses them in originating calling, e.g., with or without an access code. Following is a brief description of each type of service arrangement.

ACCESS SERVICE

6. Switched Access Service (Cont'd)

6.1 General (Cont'd)

6.1.1 Switched Access Service Arrangements and Manner of Provision (Cont'd)

(A) The Switched Access Basic Serving Arrangements (BSAs) and their corresponding optional features and BSEs are shown below. The chart indicates whether the feature is available as a chargeable or nonchargeable option under both the Bundled Local Switching option and the Unbundled Local Switching option.

(B) Circuit Switched - Line Feature Group A (FGA)

FGA Access, which is available to all customers, provides line side access from the customer's premises to Telephone Company end office switches with an associated seven digit local telephone number for the customer's use in originating communications from and terminating communications to an Interexchange Carrier's Interstate Service or a customer-provided private network used for interstate communications.

When ordering FGA service, the customer must specify the Interexchange Carrier to which the FGA service is connected or, in the alternative, specify the means by which the FGA access communications is transported to another state. If the customer can not specify the type of connection used to transport traffic to another state, the line side service should be obtained as provided under the Telephone Company's local and/or general exchange service tariffs.

Feature Group A Features	Bundled		Unbundled		
	Chargeable	Nonchargeable	Chargeable	Nonchargeable	
Call Denial		X		X	
Regular MLHG		X	X		(D)
Nonhunt Number		X		X	
Service Code Denial		X		X	
Uniform Call Distribution		X	X		(D)
Answer Supervision	X		X		
CO Announcement	X		X		
Make Busy Arrangement	X		X		(D)
MLHG Overflow		X		X	
Queuing	X		X		(D)
Three-Way Call Transfer	X		X		
Preferential Hunting	X	X	X		
Circular Hunt		X	X		(D)
Call Screening		X		X	
Direct Inward Dialing		X	X		(D)
					(D)

ACCESS SERVICE

6. Switched Access Service (Cont'd)

6.1 General (Cont'd)

6.1.1 Switched Access Service Arrangements and Manner of Provision (Cont'd)

(C) Circuit Switched - Trunk Feature Group B (FGB)

FGB Access, which is available to all customers, provides trunk side access to Telephone Company end office switches with an associated uniform 950-XXXX access code for the customer's use in originating communications from and terminating communications to an Interexchange Carrier's Interstate Service or a customer-provided interstate communications capability. The customer, upon request by the Telephone Company, must specify the Interexchange Carrier to which the FGB service is connected or, in the alternative, specify the means by which the FGB access communication is transported to another state. A more detailed description of FGB Access is provided in Section 6.2.2.

(T)

Feature Group B Features	Bundled		Unbundled	
	Chargeable	Nonchargeable	Chargeable	Nonchargeable
Alternate Traffic Routing		X		X
Dual Carrier Tandem Routing		X		X
Up to 7 Digit Outpulsing of Access Digits		X		X
Make Busy Arrangement	X		X	

(D)

(D)
(D)

ACCESS SERVICE

6. Switched Access Service (Cont'd)

6.1 General (Cont'd)

6.1.1 Switched Access Service Arrangements and Manner of Provision (Cont'd)

(D)

(D)

ACCESS SERVICE

6. Switched Access Service (Cont'd)

6.1 General (Cont'd)

6.1.1 Switched Access Service Arrangements and Manner of Provision (Cont'd)

(E) Circuit Switched - Trunk Feature Group D (FGD)

FGD Access, which is available to all customers, provides trunk side access to Telephone Company end office switches with an associated uniform 101XXXX access code (where end office switches are suitably equipped), for the customer's use in originating and terminating communications. A more detailed description of FGD Access is provided in 6.2.4 following.

Feature Group D Features	Bundled		Unbundled	
	Chargeable	Nonchargeable	Chargeable	Nonchargeable
Alternate Traffic Routing		X		X
Automatic Number Identification		X	X	
Band Advance Arrangement for Use with DALs		X		X
Call Gapping Arrangement		X		X
Cut Through	X		X	
Dual Carrier Tandem Routing		X		X
End Office End User Line Service for Use with DAL	X		X	
Regular MLHG for Use with DALs		X	X	
International Carrier Option		X		X
Nonhunting Number for MLHG or UCD for Use with DALs		X		X
Service Class Routing		X		X
Trunk Access Limitation		X		X
Uniform Call Distribution for Use with DALs	X	X		
Feature Group D with 950 Access		X		X
Public Switched Digital Service Switching Capability	X		X	
Signaling System Seven Signaling		X		X
Signal Formulation	X			
Basic Initial Address Message Delivery			X	
SS7 Optional Parameters				
a. Carrier Identification Parameters	X		X	

(D)
|
(D)

ACCESS SERVICE

6. Switched Access Service (Cont'd)

6.1 General (Cont'd)

6.1.1 Switched Access Service Arrangements and Manner of Provision (Cont'd)

(E) Circuit Switched - Trunk Feature Group D (FGD) (Cont'd)

Feature Group D Features	Bundled		Unbundled	
	Chargeable	Nonchargeable	Chargeable	Nonchargeable
Make Busy Arrangement	X		X	
Circular MLHG for Use with DALs	X	X		
Preferential MLHG for Use with DALs	X	X		
Called Directory Number Delivery		X	X	
Flexible Automatic Number Identification	X		X	

Material formerly appeared in ILL. C. C. No. 15, Section 6.1.1, Page 120.2.

Issued: February 16, 1996

Effective: April 1, 1996

By D. H. Gebhardt, Vice Pres. - Reg. Affairs
225 W. Randolph Street
Chicago, Illinois 60606

ACCESS SERVICE**6. Switched Access Service (Cont'd)****6.1 General (Cont'd)****6.1.1 Switched Access Service Arrangements and Manner of Provision (Cont'd)****(F) 500 Access Service**

500 Access Service is an originating offering using trunk side Switched Access Service. This service provides a customer identification function for numbers using the 500 service access code (i.e., 1+500+NXX-XXXX). 500 Access Service may also be expanded to include 0+500+NXX-XXXX dialing capability with the 0+ Option.

When a customer requests the Telephone Company to open the 500 access code and any associated NXXs within a specified MSA, the order must include the provisioning of all offices within that MSA. Customers with 500 Access Service may also order the 0+ Option. If the customer requests the 0+ Option, it must be ordered for all offices within the MSA. The 0+ Option will apply to all the customer's 500 Access Service NXXs in a specific MSA. All subsequent orders for 500 service in that LATA must include the 0+ Option.

When a 1+500+NXX-XXXX or 0+500+NXX-XXXX call is originated by an end user, the Telephone Company will use the 500-NXX dialed digits to determine the customer identification and the customer location to which the call is to be routed. If the call originates from an end office not equipped to provide the customer identification function, the call will be routed to an office at which the function is available. Once customer identification has been established, the call will be routed to the customer. Calls originating in an end office switch to which the customer has not ordered 500 Access Service will be routed to intercept.

Material formerly appeared in ILL. C. C. No. 15, Section 6 1.1, Page 120.2 and 120.2.1.

Issued: February 16, 1996

Effective: April 1, 1996

By D. H. Gebhardt, Vice Pres. - Reg. Affairs
225 W. Randolph Street
Chicago, Illinois 60606

ACCESS SERVICE

6. Switched Access Service (Cont'd)

6.1 General (Cont'd)

6.1.1 Switched Access Service Arrangements and Manner of Provision (Cont'd)

(F) 500 Access Service (Cont'd)

1+500+NXX-XXXX calls from Telephone Company coin telephones as well as 101XXXX and Inmate Service calls using the 500 service access code will be blocked. 0+500+NXX-XXXX will be routed only to customers who have ordered the 0+ Option, to the NXXs assigned to them. 0+500 calls to customers that have not ordered the 0+ Option will be blocked. 0+500 calls originating from WATS lines that do not permit interstate calling will also be blocked. 0+500 dialing will be permitted from all Telephone Company coin telephones and other coin telephones that allow it.

500 Access Service will be provisioned in accordance with the technical characteristics available with Feature Group D (FGD) (i.e., technical specifications, criteria, addressing signaling, etc).

(D)

500 Access Service usage measurement shall be in accordance with the regulations set forth in Section 6.7.7 for FGD.

(D)

—
(D)

ACCESS SERVICE

6. Switched Access Service (Cont'd)

6.1 General (Cont'd)

6.1.1 Switched Access Service Arrangements and Manner of Provision (Cont'd)

(F) 500 Access Service (Cont'd)

Unless prohibited by technical limitations, (e.g., different dialing plans), the customer's 500 Access Service traffic may, at the option of the customer, be combined in the same trunk group arrangement with the customer's non-500 Access Service traffic. When required by technical limitations, or at the request of the customer, a separate trunk group will be established for 500 Access Service.

When 500 Access Service traffic is combined in the same trunk group arrangement with other traffic, usage for the 500 Access Service traffic will be aggregated with the other traffic for billing purposes. When separate trunk groups are provided for 500 Access Service, usage will be billed separately unless aggregation with FGD usage is requested and is technically feasible.

(D)

The nonrecurring charges for 500 Access Service and the 0+ Option are described in Section 6.9.3(B).

ACCESS SERVICE

6. Switched Access Service (Cont'd)

6.1 General (Cont'd)

6.1.1 Switched Access Service Arrangements and Manner of Provision (Cont'd)

(G) 900 Access Service

900 Access Service, is an originating offering utilizing trunk side Switched Access Service. The service provides a customer identification function based on the dialed 900 number.

900 Access Service is provisioned with 1+900+NXX-XXXX. 900 Access Service may be expanded to include 0+900+NXX-XXXX dialing capability with the 0+ Option. When a customer requests the Telephone Company to open a 900 NXX access code for 900 Access Service within a specified MSA, the order must include the provisioning of all offices within that MSA. The customer must have 900 Access Service to order the 0+ Option. If the customer expands their 900 Access Service to include the 0+ Option, it must also be ordered for all offices within the MSA. The 0+ Option will apply to all the customer's 900 Access Service NXXs. Once the customer has ordered the 0+ Option in a specific MSA, then all subsequent orders for 900 Access Service in that MSA must include the 0+ Option. (D)

When a 1+900+NXX-XXXX or 0+900+NXX-XXXX call is originated by an end user, the Telephone Company will perform the customer identification function based on the 900-NXX dialed digits to determine the customer location to which the call is to be routed. If the call originates from an end office not equipped to provide the customer identification function, the call will be routed to an office at which the function is available. Once customer identification has been established, the call will be routed to the customer. Calls originating in an end office switch but to which the customer has not ordered 900 Access Service, will be routed to intercept. 1+900+NXX-XXXX calls from Telephone Company coin telephones, 0-, 101XXXX and Inmate Service will be blocked. Only customers who order the 0+ Option (i.e., 0+900+NXX-XXXX) will receive 0+900 calls to the NXX's assigned to them. 0+900 calls to customers that have not ordered the 0+ Option, calls from Inmate Service, 101XXXX and WATS lines that do not permit interstate calling will be blocked. 0+ 900 dialing will be permitted from all Telephone Company coin telephones and available to all non-Telephone Company coin telephones that choose to allow it. 1+900 and 0+900 will not be permitted from end user access lines that have specifically requested that 900 calls be blocked. (D)

ACCESS SERVICE

6. Switched Access Service (Cont'd)

6.1 General (Cont'd)

6.1.1 Switched Access Service Arrangements and Manner of Provision (Cont'd)

(G) 900 Access Service (Cont'd)

900 Access Service will be provisioned in accordance with the technical characteristics available with Feature Group D (i.e., technical specifications, Telephone Company switch and customer premises interfaces, design blocking criteria and address signaling, etc.).

(D)

Additionally, 900 Access Service usage measurement shall be in accordance with the regulations set forth in Section 6.7.7 for Feature Groups D.

(T)

(D)

Unless prohibited by technical limitations (e.g., different dialing plans), the customer's 900 Access Service traffic may, at the option of the customer, be combined in the same trunk group arrangement with the customer's non-900 Access Service traffic. When required by technical limitations, or at the request of the customer, a separate trunk group will be established for 900 Access Service.

ACCESS SERVICE

6. Switched Access Service (Cont'd)

6.1 General (Cont'd)

6.1.1 Switched Access Service Arrangements and Manner of Provision (Cont'd)

(G) 900 Access Service, (Cont'd)

When 900 Access Service traffic is combined in the same trunk group arrangement with other traffic, usage for the 900 Access Service traffic will be aggregated with the other traffic for billing purposes. When separate trunk groups are provided for 900 Access Service, usage will be billed separately unless aggregation with Feature Group D usage is requested and is technically feasible.

(D)

The Telephone Company may, at its option, implement network management controls (e.g., call gapping and code blocking) to protect the network from traffic surges due to peaked 900 Access services. Customer notification of peaked services is required per paragraph 6.6.1(E).

The nonrecurring charges for 900 Access Service and the 0+ Option are described in Section 6.9.3(B).

ACCESS SERVICE**6. Switched Access Service (Cont'd)****6.1 General (Cont'd)****6.1.1 Switched Access Service Arrangements and Manner of Provision (Cont'd)****(H) Alternate Card Access service****(1) Option 1**

Alternate Card Access (ACA) service is an originating switched access service that enables customers to receive originating InterMSA or international sent-paid pay phone traffic when the customers' end users place calls from designated Telephone Company pay phones using the Ameritech debit card.

The Ameritech debit card is a card available to end users in varying dollar denominations that can be used in conjunction with ACA service to place prepaid interMSA or international sent-paid calls from designated Telephone Company pay phones without the use of coins.

Alternate Card Access service is provisioned with a Telephone Company 800 number. When the Telephone Company 800 number is dialed by an end user, the call is routed to an ACA access tandem and connected to the Ameritech debit card system. The customer must order tandem-switched Feature Group D service with Switched Transport that is switched through each access tandem within the MSA designated by the Telephone Company as an ACA access tandem. The ACA access tandems are set forth in the National Exchange Carrier Association Tariff F.C.C. No. 4 for Wire Center Information (V&H Coordinates). The Switched Transport for ACA service between the customer's Serving Wire Center and the ACA access tandem may be ordered as either Direct Transport service or Tandem Switched Transport service.

Customers requesting Alternate Card Access service must have an Alternate Card Access service billing and collections agreement with the Telephone Company.

The first time the Ameritech debit card is used for interMSA calling, the system prompts the end user caller to identify the Carrier Identification Code (CIC) of the customer they wish to have transport the call. The carrier chosen will be the carrier used for any subsequent interMSA calls placed using this same debit card. When the debit card is purchased, the end user is issued a list of Carrier Identification Codes of customers participating in Alternate Card Access service. If the end user does not respond with a valid CIC of an ACA participating customer, the system will prompt the end user to select a CIC code from a randomly ordered list of the participating customers' CICs.

(C)

Issued: January 30, 1998

Effective: January 31, 1998

By D. H. Gebhardt, Vice Pres. - Reg. Affairs
225 W. Randolph Street
Chicago, Illinois 60606

ACCESS SERVICE**6. Switched Access Service (Cont'd)****6.1 General (Cont'd)****6.1.1 Switched Access Service Arrangements and Manner of Provision
(Cont'd)****(H) Alternate Card Access service (Cont'd)****(1) Option 1 (Cont'd)**

The list of available ACA customers read by the debit card system will be updated monthly. The initial order by which the customers will be listed will be determined by lottery. For each subsequent monthly update following the initial order selection, the customer in the first position on the list will be moved to the last position on the list. All other customers on the list will be moved up one position, e.g., 3rd to 2nd, 2nd to 1st, etc. New Alternate Card Access service customers will be placed at the bottom of the list of customers pending the next monthly update.

Calls to 900, 976, 800, 500 or 555 numbers are blocked.

ACA service is provisioned in accordance with the technical characteristics available with Feature Group D. ACA service is available with Interface Groups 2, 6, 9 and 11 at the customer premises as described in Section 6.1.3(A)(2) following. These interfaces are provided with Type A Transmission Specifications as set forth in Technical Reference TR-NWT-000334.

Material formerly appeared in ILL. C. C. No. 15, Section 6.1.1, Page 120.3.2.

Issued: February 16, 1996

Effective: April 1, 1996

By D. H. Gebhardt, Vice Pres. - Reg. Affairs
225 W. Randolph Street
Chicago, Illinois 60606

ACCESS SERVICE**6. Switched Access Service (Cont'd)****6.1 General (Cont'd)****6.1.1 Switched Access Service Arrangements and Manner of Provision (Cont'd)****(H) Alternate Card Access service (Cont'd)****(1) Option 1 (Cont'd)**

Alternate Card Access service calls are delivered to the customer's point of presence with unique ANI digits. Customers subscribing to ACA service must be able to recognize these unique ANI digits in order to identify ACA calls.

The customer's ACA traffic may, at the option of the customer, be combined in the same trunk group arrangement with the customer's non-ACA traffic unless prohibited by technical limitations.

The usage for Alternate Card Access service is charged at Feature Group D rates as set forth in Section 6.9. The usage measurement for ACA service will be in accordance with the regulations set forth in Sections 6.8.7 for Feature Group D. The mileage measurement for Switched Transport provided in conjunction with ACA service will be in accordance with the mileage measurement regulations for Switched Transport services as set forth in Section 6.8.12.

(2) Option 2 (Trial)

Option 2 of Alternate Card Access is a switched access service that allows customers to accept the Ameritech PrePaid Calling Card (APCC) as payment for sent-paid interMSA or international traffic when the customer's end users originate calls in the North American Numbering Plan (NANP) area. This service will be offered on a trial basis from the effective date of this tariff until January 15, 1996, at which time Option 2 will no longer be available without modification of this tariff.

The PrePaid Calling Card customer will select the interexchange carrier that will be used for each interMSA call. Any IXC may participate in this service on a non-discriminatory basis. The IXC, exclusively, will be responsible for: 1) carrying all interMSA calls; 2) interMSA call rates and rate structure; and 3) selecting the 800 number (from those made available by the Telephone Company) that will be used by the end user to access the prepaid calling card service.

Material formerly appeared in ILL. C. C. No. 15, Section 6.1.1, Page 120.3.2.

Issued: February 16, 1996

Effective: April 1, 1996

By D. H. Gebhardt, Vice Pres. - Reg. Affairs
225 W. Randolph Street
Chicago, Illinois 60606

ACCESS SERVICE**6. Switched Access Service (Cont'd)****6.1 General (Cont'd)****6.1.1 Switched Access Service Arrangements and Manner of Provision (Cont'd)****(H) Alternate Card Access service (Cont'd)****(2) Option 2 (Trial) (Cont'd)**

The Ameritech PrePaid Calling Card is a card available to end users in varying dollar denominations that can be used in conjunction with ACA service Option 2 to pay for interLATA or international sent-paid calls placed from any telephone in the NANP area.

ACA service with the APCC (Option 2) is provisioned with a separate Telephone Company provided 800 number for each participating carrier customer. When the Telephone Company 800 number associated with a particular carrier customer is dialed by an end user within an area served by the Telephone Company, the call is routed to an ACA access tandem and connected to the APCC Call Matrix which will route the call to the customer's point of presence. The customer must order tandem-switched Feature Group D service through the one access tandem in each LATA designated by the Telephone Company as the ACA access tandem as described in Option 1.

If a customer intends to handle calls that originate outside the areas served by the Telephone Company, then the customer must have at least one DS1 Special Access Local Distribution Channel and Interoffice Mileage, as necessary, to connect from the customer's point-of-presence to the APCC Call Matrix. Special Access rates as set forth in Section 7.5.9 apply to this connection.

When the Telephone Company 800 number is dialed by an end user outside the areas served by the Telephone Company, the call is routed based on the 800 number to the customer which must deliver the call from its point of presence to the APCC Call Matrix at the Franklin office (CHCGILFR) in Chicago, Illinois. The APCC Call Matrix will return the call to the same customer point of presence.

Material formerly appeared in ILL. C. C. No. 15, Section 6.1.1, Pages 120.3.2 and 120.4.

Issued: February 16, 1996

Effective: April 1, 1996

By D. H. Gebhardt, Vice Pres. - Reg. Affairs
225 W. Randolph Street
Chicago, Illinois 60606

ACCESS SERVICE

6. Switched Access Service (Cont'd)

6.1 General (Cont'd)

6.1.1 Switched Access Service Arrangements and Manner of Provision (Cont'd)

(H) Alternate Card Access service (Cont'd)

(2) Option 2 (Trial) (Cont'd)

Customers requesting Alternate Card Access service Option 2 must be able to handle all calls originating in the NANP area and must have an Alternate Card Access service billing and collection agreement with the Telephone Company.

Calls to 900, 976, 800, 500 and 555 numbers are blocked by the ACA arrangement.

ACA service Option 2 is provisioned in accordance with the technical characteristics available with Feature Group D as described for Option 1.

Feature Group D rates as set forth in Section 6.9 apply to ACA service option 2. The usage measurement for ACA service will be in accordance with the regulations set forth in Sections 6.8.7 for Feature Group D. The mileage measurement for Switched Transport provided in conjunction with ACA service will be in accordance with the mileage measurement regulations for Switched Transport services as set forth in Section 6.8.12.

Material formerly appeared in ILL. C. C. No. 15, Section 6.1.1, Page 120.4.

Issued: February 16, 1996

Effective: April 1, 1996

By D. H. Gebhardt, Vice Pres. - Reg. Affairs
225 W. Randolph Street
Chicago, Illinois 60606

ACCESS SERVICE

6. Switched Access Service (Cont'd)

6.1 General (Cont'd)

6.1.1 Switched Access Service Arrangements and Manner of Provision (Cont'd)

(I) Manner of Provision

Switched Access is furnished in quantities of lines or trunks. FGA Access is furnished on a per line basis. FGB Access and FGD Access are furnished on a per trunk basis as set forth in 5.2 preceding.

(D)

Trunks are differentiated by type and directionality of traffic carried over a Switched Access Service arrangement. Differentiation of traffic is necessary for the Telephone Company to properly design Switched Access Service to meet the traffic carrying capacity requirement of the customer.

There are five major traffic types. These are: Originating, Terminating, Public Switched Digital Service (PSDS), 64 Clear Channel Capability (64 CCC) and Directory Assistance. Originating traffic type represents access capacity within a MSA for carrying traffic from the end user to the customer. Terminating traffic type represents access capacity within a MSA for carrying traffic from the customer to the end user. PSDS traffic type represents access capacity in a MSA for carrying digital traffic at speeds up to 56 Kbps between the customer and the end user. PSDS traffic must be two-way, and, when required by technical limitations, must be provided on separate trunks. 64 CCC traffic type represents access capacity in a MSA for carrying digital traffic at speeds up to 64 Kbps between the customer and the end user. Directory Assistance traffic type represents access capacity within a MSA for carrying Directory Assistance traffic from the customer to a Directory Assistance location. When ordering capacity for FGD Access, the customer must at a minimum specify such access capacity in terms of Originating traffic type and/or Terminating traffic type or PSDS traffic type. FGD Access with Optional Tandem Switching requires separate one-way originating and/or one-way terminating trunk groups. Directory Assistance traffic type is used for ordering Directory Assistance Access Service as set forth in 9. following. Additionally, when ordering capacity for 500 Access Service or 900 Access Service, the customer must specify the originating type.

(D)

(D)

ACCESS SERVICE

6. Switched Access Service (Cont'd)

6.1 General (Cont'd)

6.1.1 Switched Access Service Arrangements and Manner of Provision (Cont'd)

(I) Manner of Provision (Cont'd)

Because some customers will wish, or may be required, to further segregate their originating traffic into separate trunk groups, originating traffic type is further categorized as follows:

Domestic - access capacity for carrying only domestic traffic other than 500, 700, 800, 900, Operator, and Alternate Card Access traffic.

(D)

500 - access capacity for carrying only 500 traffic

700 - access capacity for carrying only 700 traffic

800 - access capacity for carrying only 800 traffic

900 - access capacity for carrying only 900 traffic

IDDD - access capacity for carrying only International Direct Distance Dialing traffic.

Alternate Card Access Service - access capacity for carrying only alternate card access service traffic.

Non presubscribed - access capacity where use of an access code (other than 1+) is required.

When ordering such types of access capacity, the customer must specify the appropriate traffic type(s).

6.1.2 Dedicated Access Line Service

Dedicated Access Line Service is a type of Special Access Service that is provided for use with Switched Access Service, as described below. The customer must specify the type of Switched Access service to be used in conjunction with each Dedicated Access Line ordered. This Service is described in 7.2.3 and 7.2.9 following.

ACCESS SERVICE

6. Switched Access Service (Cont'd)

6.1 General (Cont'd)

6.1.2 Dedicated Access Line Service (Cont'd)

Where intrastate calls are carried over Dedicated Access Lines, applicable intrastate rates and charges will be used to rate those calls. Intrastate intraMSA calls will be completed in a manner consistent with established policies of intrastate authorities.

Connections to Switched Access Service made be made as follows:

(A) WATS Access Capability

When used to provide WATS capability, Dedicated Access Line Service connects an end user premises with a WATS Serving Office, and may be used with Feature Groups B and D for originating and terminating traffic and with Feature Group A for terminating traffic.

(D)

Switched Access Service for WATS capability is connected to a Dedicated Access Line at the WATS Serving Office, with no blocking or screening of traffic. Optional blocking and screening are available as a Common Switching Optional Feature as described in 6.3.1(A)(9).

(B) Public Switched Digital Service (PSDS) Access Capability

When used to provide PSDS capability, Dedicated Access Line Service connects a customer designated premises with a PSDS serving office, and may be used with Feature Group D for originating and terminating traffic.

6.1.3 Rate Categories

There are four rate categories which apply to Switched Access Service:

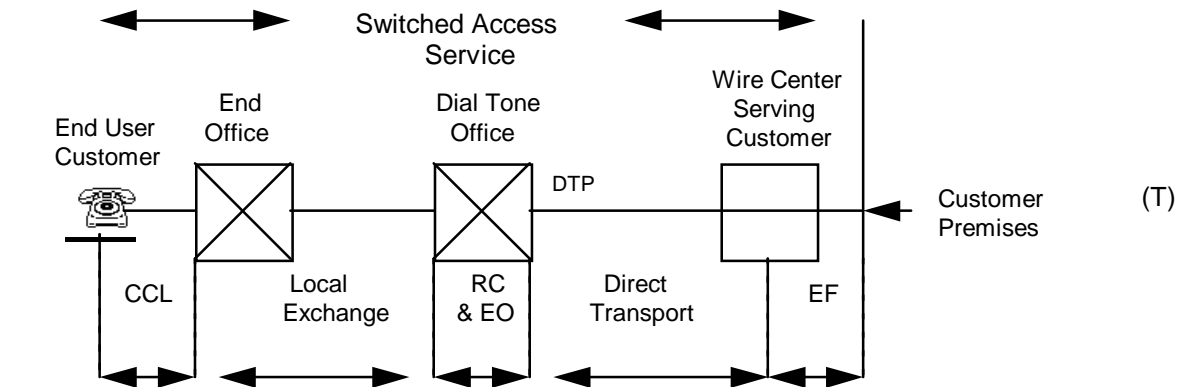
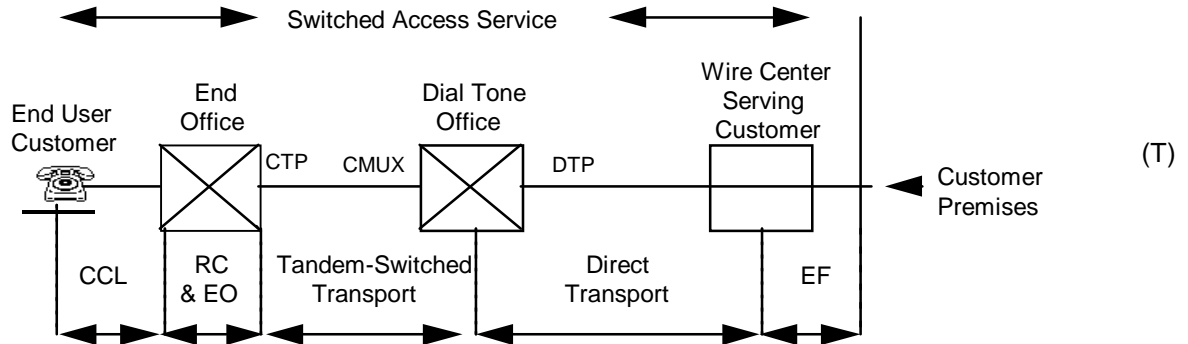
- Switched Transport (described in 6.1.3(A) following)
- End Office (described in 6.1.3(B) following)
- Data Base Services (described in 6.1.3(C) following)
- Common Line (described in Sections 3. and 4., preceding)

In addition to the four rate categories, an Information Surcharge as set forth in 6.9.9 following, applies to all Switched Access Service Arrangements.

ACCESS SERVICE**6. Switched Access Service (Cont'd)****6.1 General (Cont'd)****6.1.3 Rate Categories (Cont'd)**

The following diagrams depict generic views of the components of Switched Access Service and the manner in which the components are combined to provide a complete Access Service.

The following two diagrams represent the components of line side service provided in conjunction with Feature Groups A (FGA) Switched Access service. The first diagram displays the originating FGA service and the second diagram shows terminating FGA service.

ORIGINATING LINE SIDE SERVICES**TERMINATING LINE SIDE SERVICES**

RC - Residual Charge
CCL - Carrier Common Line
EO - End Office
EF - Entrance Facility
CTP - Common Trunk Port
DTP - Dedicated Trunk Port
CMUX - Common Multiplexing

Issued: January 2, 1998

Effective: January 3, 1998

By D. H. Gebhardt, Vice Pres. - Reg. Affairs
225 W. Randolph Street
Chicago, Illinois 60606

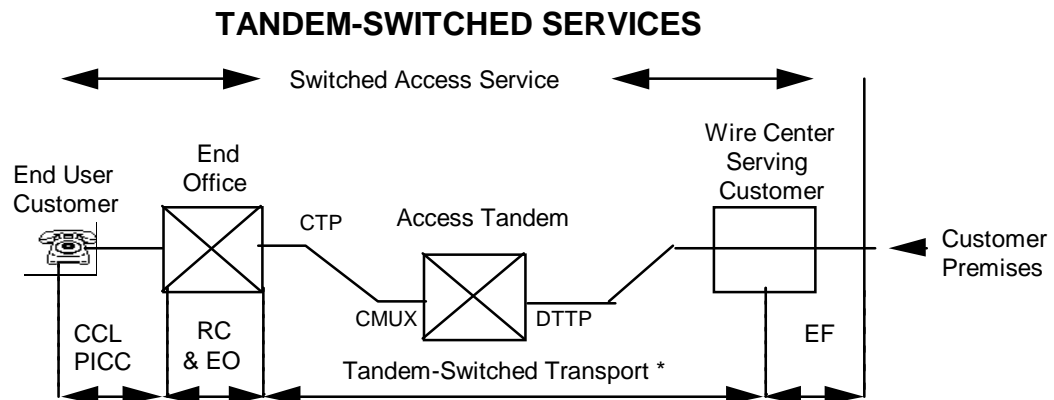
6. Switched Access Service (Cont'd)

6.1 General (Cont'd)

6.1.3 Rate Categories (Cont'd)

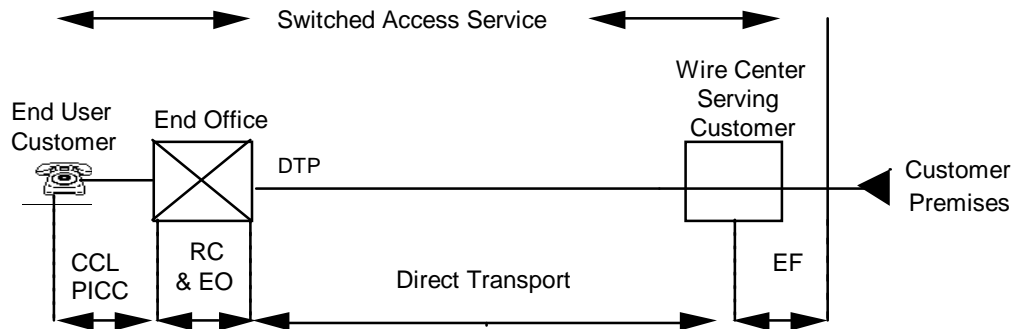
The following six diagrams display different trunk side service configurations available for the provisioning of Feature Groups B (FGB) and FGD Switched Access services: (D)

- Tandem-Switched Services - Tandem-Switched Transport from serving wire center to end office,
- Direct Transport Services - Direct Transport from serving wire center to end office
- Direct Transport and Tandem-Switched Services - Direct Transport from serving wire center to access tandem and Tandem-Switched Transport from access tandem to end office,
- Hubbed Direct Transport service,
- Direct Transport Host-Remote Services - Direct Transport from serving wire center to Host office and Host-Remote Transport from the Host Office to remote Office.
- Tandem-Switched Host-Remote Services - Tandem-Switched Transport from serving wire center to Host office and Host-Remote Transport between the Host office and the remote office.



PICC	-	Primary Interexchange Carrier Charge
RC	-	Residual Charge
CCL	-	Carrier Common Line
EO	-	End Office
EF	-	Entrance Facility
CTP	-	Common Trunk Port
DTTP	-	Dedicated Tandem Trunk Port
CMUX	-	Common Multiplexing

* This rating option expires July 1, 1998.

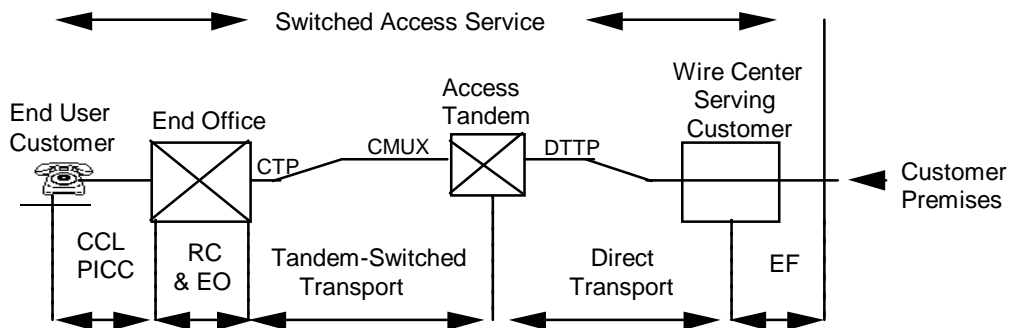
ACCESS SERVICE**6. Switched Access Service (Cont'd)****6.1 General (Cont'd)****6.1.3 Rate Categories (Cont'd)****DIRECT TRANSPORT SERVICES**

(T)

(T)

(T)

(T)

DIRECT TRANSPORT TO TANDEM SERVICES

(T)

(T)

(T)

(T)

(N)

- PICC - Primary Interexchange Carrier Charge
 RC - Residual Charge
 CCL - Carrier Common Line
 EO - End Office
 EF - Entrance Facility
 CTP - Common Trunk Port
 DTP - Dedicated Trunk Port
 DTTP - Dedicated Tandem Trunk Port
 CMUX - Common Multiplexing

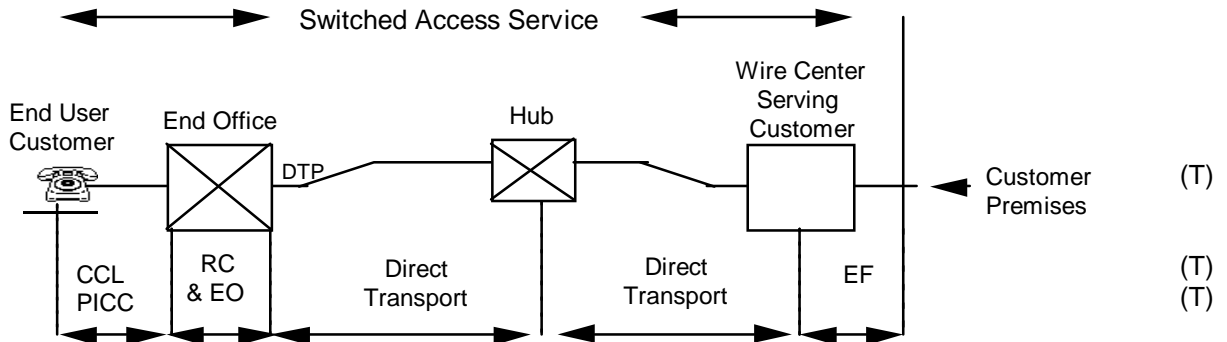
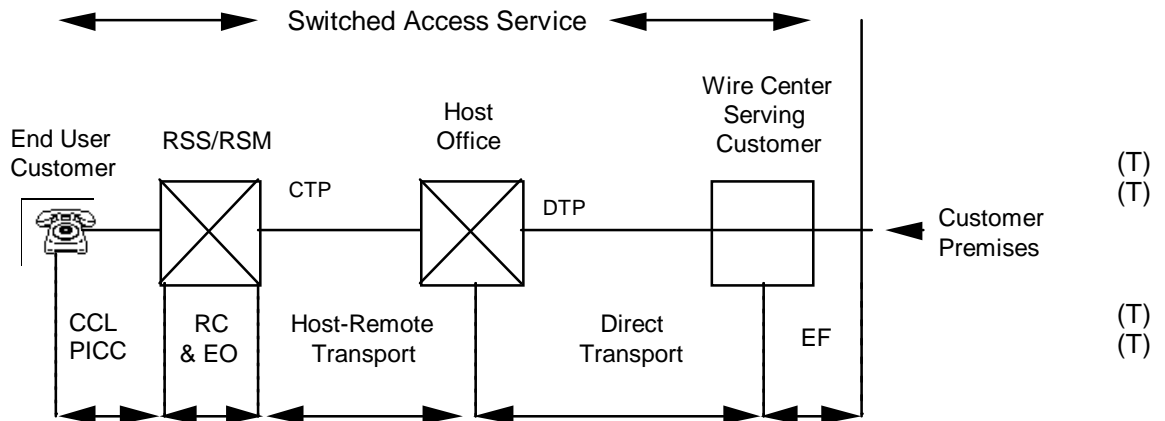
(N)

(N)

Issued: January 2, 1998

Effective: January 3, 1998

By D. H. Gebhardt, Vice Pres. - Reg. Affairs
 225 W. Randolph Street
 Chicago, Illinois 60606

ACCESS SERVICE**6. Switched Access Service (Cont'd)****6.1 General (Cont'd)****6.1.3 Rate Categories (Cont'd)****HUBBED TRANSPORT SERVICES****DIRECT TRANSPORT HOST/REMOTE SERVICES**

PICC	-	Primary Interexchange Carrier Charge	(N)
RC	-	Residual Charge	
CCL	-	Carrier Common Line	
EO	-	End Office	
EF	-	Entrance Facility	
RSS	-	Remote Switching System	(N)
RSM	-	Remote Switching Module	(N)
DTP	-	Dedicated Trunk Port	
CTP	-	Common Trunk Port	

Issued: January 2, 1998

Effective: January 3, 1998

By D. H. Gebhardt, Vice Pres. - Reg. Affairs
225 W. Randolph Street
Chicago, Illinois 60606

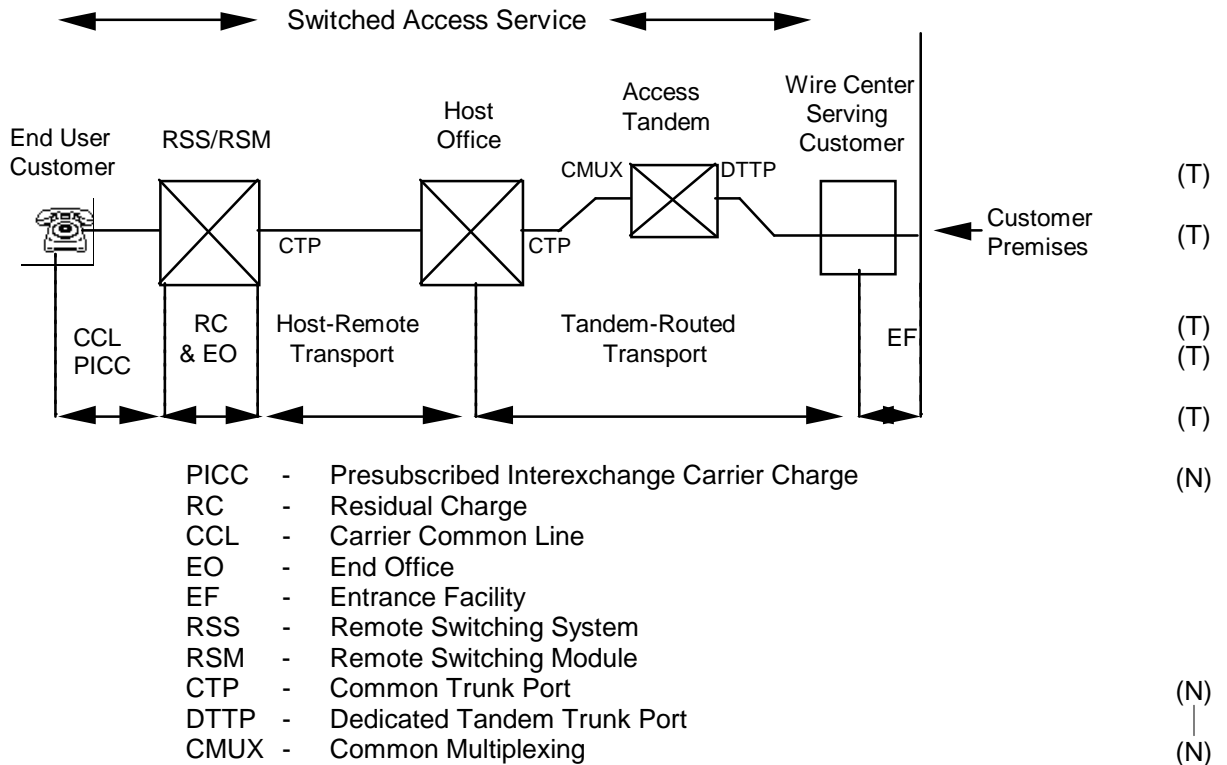
ACCESS SERVICE

6. Switched Access Service (Cont'd)

6.1 General (Cont'd)

6.1.3 Rate Categories (Cont'd)

TANDEM-SWITCHED HOST-REMOTE SERVICES



Issued: January 2, 1998

Effective: January 3, 1998

By D. H. Gebhardt, Vice Pres. - Reg. Affairs
225 W. Randolph Street
Chicago, Illinois 60606

ACCESS SERVICE

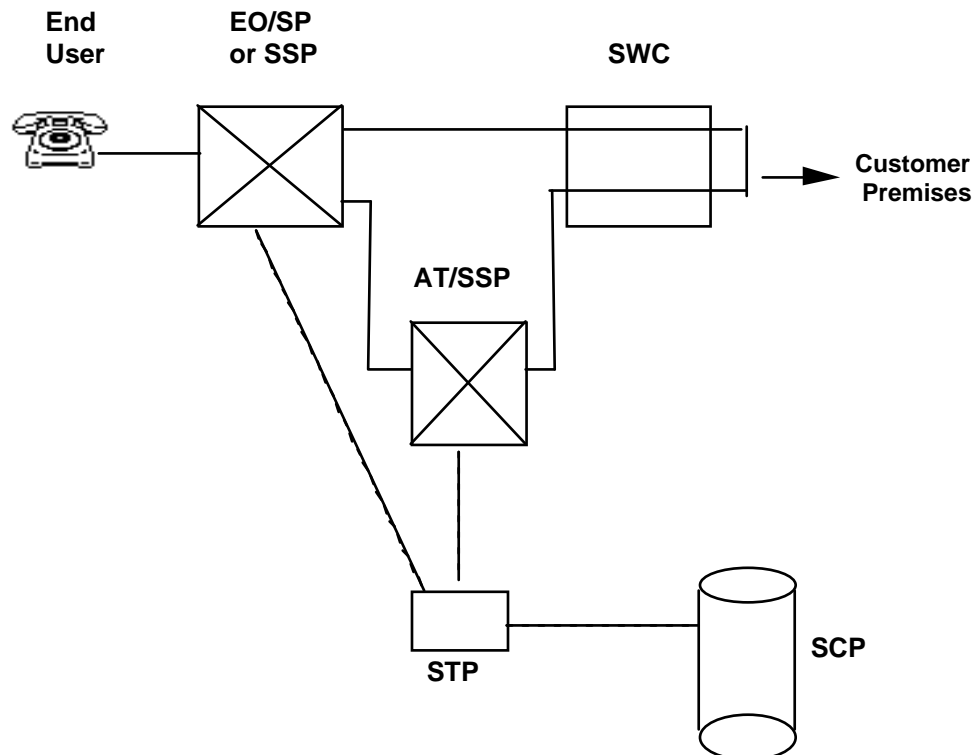
6. Switched Access Service (Cont'd)

6.1 General (Cont'd)

6.1.3 Rate Categories (Cont'd)

The following diagram depicts a service view of the components of Data Base Services provided in conjunction with Feature Group D.

(D)



- - Feature Group D
- - Out of Band Signaling
- EO - End Office
- AT - Access Tandem
- SWC - Serving Wire Center
- SP - Signaling Point
- SSP - Service Switching Point
- SCP - Service Control Point
- STP - Signal Transfer Point

ACCESS SERVICE**6 Switched Access Service (Cont'd)****6.1 General (Cont'd)****6.1.3 Rate Categories (Cont'd)****(A) Switched Transport**

The Switched Transport rate category provides the transmission facilities between the customer's premises and the end office switch(es) where the customer's traffic is switched to originate or terminate the customer's communications. It is composed of Switched Transport Service rate elements, Switched Transport Optional Feature rate elements and the Residual Charge rate element.

Switched Transport is a two-way voice frequency transmission path composed of facilities determined by the Telephone Company. The two-way voice frequency transmission path permits the transport of calls in the originating direction (from the end user end office switch to the customer's premises) and in the terminating direction (from the customer's premises to the end office switch), but not simultaneously. The voice frequency transmission path may be comprised of any form or configuration of plant capable of and typically used in the telecommunications industry for the transmission of voice and associated telephone signals within the frequency bandwidth of approximately 300 to 3000 Hz.

Switched Transport consists of various types of facilities, connections and optional features.

Four different types of Switched Transport Services are available: Entrance Facilities, Direct Transport, Tandem-Switched Transport Service, and Dedicated Signaling Transport Facilities. These services and the rate elements associated with them are described in Section 6.1.3(A)(1) following.

Five Standard Interface Groups are provided for terminating Switched Transport Entrance Facilities at the customer's premises. These Interface Groups are described in Section 6.1.3(A)(2) following.

Switched Transport is provided at the rates and charges set forth in Sections 6.9.1 and 6.9.6 following. The application of these rates with respect to the different types of service is as set forth in 6.8.1(D) following.

Material formerly appeared in ILL. C. C. No. 15, Section 6.1.3, Page 124.

Issued: February 16, 1996

Effective: April 1, 1996

By D. H. Gebhardt, Vice Pres. - Reg. Affairs
225 W. Randolph Street
Chicago, Illinois 60606

ACCESS SERVICE**6. Switched Access Service (Cont'd)****6.1 General (Cont'd)****6.1.3 Rate Categories (Cont'd)****(A) Switched Transport (Cont'd)**

The Telephone Company will work cooperatively with the customer in determining the directionality of the service. In addition, when the customer has ordered Feature Group D with the PSDS optional feature as set forth in 6.3.1(V) following, the Telephone Company will provide facilities that are capable of supporting transmission of digital data at speeds up to 56 Kbps and equipped with Interface Group 6 or Interface Group 9.

(1) Switched Transport Services**(a) Entrance Facilities**

Switched Transport Entrance Facilities provide for a dedicated transmission facility between the customer's point of termination and the Telephone Company serving wire center. Included as part of the Entrance Facility is a standard network interface which defines the technical characteristics associated with the type of facilities to which the Switched Access Service is connected at the point of termination. The customer may select from a variety of entrance facilities operating at different transmission speeds and transmission characteristics defined by the network interface codes. These standard network interfaces are described in Section 6.1.3(A)(2) following.

The Entrance Facility rate elements are comprised of a Voice Grade Entrance Facility rate, an LT-1 Entrance Facility rate and an LT-3 Entrance Facility rate, depending on the transmission speed of the Entrance Facility that the customer selects. These Entrance Facilities provide transmission operating at the following speeds:

- Voice Grade Entrance Facilities provide analog transmission operating at 300 to 3000 Hz.
- LT-1 Entrance Facilities provide digital transmission operating at the terminating bit rate of 1.544 Mbps; and,
- LT-3 Entrance Facilities provide digital transmission operating at the terminating bit rate of 44.736 Mbps.

The rate application for Entrance Facilities is set forth in Section 6.8.1(D). Switched Transport Entrance Facilities are provided at the rates and charges set forth in Section 6.9.6.

Material formerly appeared in ILL. C. C. No. 15, Section 6.1.3, Page 124.1.

Issued: February 16, 1996

Effective: April 1, 1996

By D. H. Gebhardt, Vice Pres. - Reg. Affairs
225 W. Randolph Street
Chicago, Illinois 60606

ACCESS SERVICE**6. Switched Access Service (Cont'd)****6.1 General (Cont'd)****6.1.3 Rate Categories (Cont'd)****(A) Switched Transport (Cont'd)****(1) Switched Transport Services (Cont'd)****(b) Direct Transport Services**

Direct Transport services provide Switched Transport that does not require switching at an access tandem. Direct Transport characteristics are described below.

The Direct Transport option provides Switched Transport on circuits dedicated to the use of a single customer between:

- The customer's serving wire center and an end office; or
- The customer's serving wire center and an access tandem; or
- The customer's serving wire center and a Telephone Company hub where multiplexing functions are performed; or
- A Telephone Company hub and an end office.

Direct Transport provides Switched Transport on circuits with the following transmission characteristics:

- Voice Grade Direct Transport rate elements are provided over analog facilities operating at 300 to 3000 Hz;
- LT-1 Direct Transport rate elements are provided over digital transmission facilities operating at the terminating bit rate of 1.544 Mbps; and
- LT-3 Direct Transport rate elements are provided over digital transmission facilities operating at the terminating bit rate of 44.736 Mbps.

Material formerly appeared in ILL. C. C. No. 15, Section 6.1.3, Page 124.2.

Issued: February 16, 1996

Effective: April 1, 1996

By D. H. Gebhardt, Vice Pres. - Reg. Affairs
225 W. Randolph Street
Chicago, Illinois 60606

ACCESS SERVICE

6. Switched Access Service (Cont'd)

6.1 General (Cont'd)

6.1.3 Rate Categories (Cont'd)

(A) Switched Transport (Cont'd)

(1) Switched Transport Services (Cont'd)

(b) Direct Transport Services (Cont'd)

Direct Transport requires a trunk port, as described in 6.1.3(B)(3) and may require multiplexing as described in 6.1.3(A)(7).

When the customer orders Direct Transport, for Feature Group B or D, to an access tandem, then all Switched Transport for that Feature Group switched through the tandem to end offices subtending the tandem must be ordered as Direct Transport to the tandem. Beginning July 1, 1998, all Switched Transport that is routed through an access tandem must include Direct Transport between the serving wire center and the access tandem.

(D)

Direct Transport is available via the following Direct Transport rate elements depending on the facilities provided:

- Voice Grade, LT-1 and LT-3 Direct Transport Channel Mileage Termination (CMT) rate elements; and
- Voice Grade, LT-1 and LT-3 Direct Transport Channel Mileage (CM) rate elements.

Direct Transport is provided with the customer retaining Connecting Facility Assignment (CFA) control of the facilities.

At the customer's request, the Telephone Company will maintain CFA control of the customer's facilities. This option is only available with LT-1 Direct Transport. This option is not available with the Dual Carrier Tandem Routing optional feature.

ACCESS SERVICE**6. Switched Access Service (Cont'd)****6.1 General (Cont'd)****6.1.3 Rate Categories (Cont'd)****(A) Switched Transport (Cont'd)****(1) Switched Transport Services (Cont'd)****(b) Direct Transport Services (Cont'd)**

The Direct Transport Channel Mileage Termination rate element provides for the termination of the interoffice facility at each end of the Direct Transport Service.

The Direct Transport Channel Mileage rate element provides for the interoffice transmission facilities between the customer designated offices specified above. The channel mileage charges apply per mile of interoffice transport, calculated as described in Section 6.8.12 following.

Direct Transport Services are not available to Remote Switching Systems, Remote Switching Modules or end offices that do not have the necessary recording and measuring capabilities.

The rate application for Direct Transport Services is described in Section 6.8.1(D). Direct Transport is provided at the rates and charges set forth in Section 6.9.6.

(c) Tandem-Switched Transport Services

Tandem-Switched Transport provides Switched Transport that is switched through a tandem switch, between the customer's serving wire center and the end offices subtending the tandem. Tandem Switched Transport is also available between an access tandem and end offices subtending that tandem. Tandem-Switched Transport consists of circuits dedicated to the use of a single customer from the serving wire center to the tandem and circuits used in common by multiple customers from the tandem to the end office.

Beginning July 1, 1998, the dedicated transport provided between the serving wire center and the tandem must be ordered as Direct Transport, as described in (b) preceding.

(N)
|
(N)

Issued: January 2, 1998**Effective: January 3, 1998**

By D. H. Gebhardt, Vice Pres. - Regulatory Affairs
225 W. Randolph Street
Chicago, Illinois 60606

ACCESS SERVICE

6. Switched Access Service (Cont'd)

6.1 General (Cont'd)

6.1.3 Rate Categories (Cont'd)

(A) Switched Transport (Cont'd)

(1) Switched Transport Services (Cont'd)

(c) Tandem-Switched Transport Services (Cont'd)

Tandem-Switched Transport is composed of the following usage sensitive rate elements:

- The Tandem-Switched Termination element includes the non-distance sensitive portion of Switched Transport, and is assessed on a per access minute of use basis.
- The Tandem-Switched Facility element includes the distance sensitive portion of Switched Transport and is assessed on a per access minute of use per mile basis as described in Section 6.8.12 following.
- The Tandem Switching element includes the access tandem switching associated with Tandem-Switched Transport traffic and is assessed per access minute switched through the tandem.

Tandem-Switched Transport requires dedicated tandem trunk ports, as described in (6), and end office common trunk ports as described in Section 6.1.3 (B)(2) following. In addition, common multiplexing, as described in (7), includes the multiplexing associated with the Tandem-Switched Transport.

When a customer orders Tandem-Switched Transport, for Feature Group B or D, from its serving wire center, through a specific access tandem, to subtending end offices, then all Switched Transport for that Feature Group switched through the tandem to the end offices that subtend that specific access tandem must be ordered utilizing this same service configuration. This ordering option expires July 1, 1998.

(D)

The rate application for Tandem-Switched Transport rates is set forth in Section 6.8.1(D). Tandem-Switched Transport is provided at the rates and charges set forth in Section 6.9.1.

ACCESS SERVICE**6. Switched Access Service (Cont'd)****6.1 General (Cont'd)****6.1.3 Rate Categories (Cont'd)****(A) Switched Transport (Cont'd)****(1) Switched Transport Services (Cont'd)****(d) Dedicated Signaling Transport Services**

Dedicated Signaling Transport provides for the transport of out-of-band signaling information between the customer designated premises and the Telephone Company Signal Transfer Point (STP). It is available via the Switched Transport Signal Transfer Point Access optional feature described in Section 6.1.3(A)(4)(b) following.

(2) Interface Groups

Five Standard Interface Groups are provided for terminating the Switched Transport at the customer's premises. These interface groups define transmission characteristics associated with the Entrance Facility and all transport facilities that interconnect with the Entrance Facility. The available Interface Groups are 1, 2, 6, 9 and 11. Non-standard Interface Groups, described in (1) following, may also be provided in conjunction with shared use of digital high capacity facilities provided as a Specialized Service or Arrangement in Section 12 Following.

The following Entrance Facilities are available with the Interface Groups specified at the customer premises:

- Voice Grade Entrance Facilities are available with Interface Groups 1 and 2,
- LT-1 Entrance Facilities are available with Interface Group 6, and,
- LT-3 Entrance Facilities are available with Interface Group 9, and Interface Group 11*.

* Interface Group 11 is only available with Shared Use Facilities.

Material formerly appeared in ILL. C. C. No. 15, Section 6.1.3, Pages 124.5 and 125.

Issued: February 16, 1996

Effective: April 1, 1996

By D. H. Gebhardt, Vice Pres. - Reg. Affairs
225 W. Randolph Street
Chicago, Illinois 60606

ACCESS SERVICE

6. Switched Access Service (Cont'd)

6.1 General (Cont'd)

6.1.3 Rate Categories

(A) Switched Transport (Cont'd)

(2) Interface Groups (Cont'd)

The interface group chosen may require multiplexing arrangements depending upon the Switched Transport Services being connected. Switched Transport multiplexing is provided at serving wire centers, hubbing offices, tandems and end offices as set forth in Section 6.1.3(A)(7).

(T)

Issued: January 2, 1998

Effective: January 3, 1998

**By D. H. Gebhardt, Vice Pres. - Regulatory Affairs
225 W. Randolph Street
Chicago, Illinois 60606**

ACCESS SERVICE**6. Switched Access Service (Cont'd)****6.1 General (Cont'd)****6.1.3 Rate Categories****(A) Switched Transport (Cont'd)****(2) Interface Groups (Cont'd)**

Each Interface Group provides a specified premises interface (e.g. two-wire, four-wire, DS1, etc.). Where transmission facilities permit, the individual transmission path between the customer's premises and the first point of switching may at the option of the customer be provided with optional features as set forth in (2) and (3) following.

As a result of the customer's access order and the type of Telephone Company transport facilities serving the customer's premises, the need for signaling conversions or two-wire to four-wire conversions, or the need to terminate digital or high frequency facilities in channel bank equipment may require that Telephone Company equipment be placed at the customer's premises. For example, if a voice frequency interface is ordered by the customer and the Telephone Company facilities serving the customer's premises are digital, then Telephone Company channel bank equipment must be placed at the customer's premises in order to provide the voice frequency interface ordered by the customer.

Interface Group 1 is provided with Type C Transmission Specifications and Interface Groups 2, 6, 9 and 11 are provided with Type A or B Transmission Specifications, depending on the type of service and whether the Access Service is routed directly or through an access tandem. All Interface Groups are provided with Data Transmission Parameters.

Only certain premises interfaces are available at the customer premises. The premises interface associated with the Interface Groups may vary among different types of service. The various premises interfaces which are available with the Standard Interface Groups, and the Feature Groups with which they may be used, are set forth in (f) following.

Material formerly appeared in ILL. C. C. No. 15, Section 6.1.3, Pages 125, 125.1 and 126.

Issued: February 16, 1996

Effective: April 1, 1996

By D. H. Gebhardt, Vice Pres. - Reg. Affairs
225 W. Randolph Street
Chicago, Illinois 60606

ACCESS SERVICE

6. Switched Access Service (Cont'd)

6.1 General (Cont'd)

6.1.3 Rate Categories (Cont'd)

(A) Switched Transport (Cont'd)

(2) Interface Groups

(a) Interface Group 1 (USOC TPP1X)

Interface Group 1, except as set forth in the following, provides two-wire voice frequency transmission at the point of termination at the customer's premises. The interface is capable of transmission of voice and associated telephone signals within the frequency bandwidth of approximately 300 to 3000 Hz.

Interface Group 1 is not provided in association with FGD when the first point of switching is an access tandem. In addition, Interface Group 1 is not provided in association with FGB or FGD when the first point of switching provides only four-wire terminations. (D)

The transmission path between the point of termination at the customer's premises and the first point of switching may be comprised of any form or configuration of plant capable of and typically used in the telecommunications industry for the transmission of voice and associated telephone signals within the frequency bandwidth of 300 to 3000 Hz.

The interface is provided with loop supervisory signaling. When the interface is associated with FGA, such signaling will be loop start or ground start signaling. When the interface is associated with FGB or FGD, such signaling, except for two-way calling which is E&M signaling, will be reverse battery signaling. (D)

(b) Interface Group 2 (USOC TPP2X)

Interface Group 2 provides four-wire voice frequency transmission at the point of termination at the customer's premises. The interface is capable of transmission of voice and associated telephone signals within the frequency bandwidth of approximately 300 to 3000 Hz.

ACCESS SERVICE

6. Switched Access Service (Cont'd)

6.1 General (Cont'd)

6.1.3 Rate Categories (Cont'd)

(A) Switched Transport (Cont'd)

(2) Interface Groups (Cont'd)

(b) Interface Group 2 (USOC TPP2X) (Cont'd)

The transmission path between the point of termination at the customer's premises and the first point of switching may be comprised of any form or configuration of plant capable of and typically used in the telecommunications industry for the transmission of voice and associated telephone signals within the frequency bandwidth of approximately 300 to 3000 Hz.

The interface is provided with loop supervisory signaling. When the interface is associated with FGA, such signaling will be loop start or ground start signaling. When the interface is associated with FGB or FGD, such signaling, except for two-way calling which is E&M signaling, will be reverse battery signaling.

(D)

ACCESS SERVICE

6. Switched Access Service (Cont'd)

6.1 General (Cont'd)

6.1.3 Rate Categories (Cont'd)

(A) Switched Transport (Cont'd)

(2) Interface Groups (Cont'd)

Issued: February 16, 1996

Effective: April 1, 1996

By D. H. Gebhardt, Vice Pres. - Reg. Affairs
225 W. Randolph Street
Chicago, Illinois 60606

ACCESS SERVICE**6. Switched Access Service (Cont'd)****6.1 General (Cont'd)****6.1.3 Rate Categories (Cont'd)****(A) Switched Transport (Cont'd)****(2) Interface Groups (Cont'd)****(c) Interface Group 6 (USOC TPP6X)**

Interface Group 6 provides DS1 level digital transmission at the point of termination at the customer's premises. The interface is capable of transmitting electrical signals at a nominal 1.544 Mbps, with the capability to channelize up to 24 voice frequency transmission paths. Before the first point of switching, when analog switching utilizing analog terminations is provided, the Telephone Company will provide multiplex and channel bank equipment to derive 24 transmission paths of a frequency bandwidth of approximately 300 to 3000 Hz. When digital switching or analog switching with digital carrier terminations is provided, the Telephone Company will provide, at the first point of switching, a DS1 signal in D3/D4 format.

The interface is provided with individual transmission path bit stream supervisory signaling.

Material formerly appeared in ILL. C. C. No. 15, Section 6.1.3, Page 128.

Issued: February 16, 1996

Effective: April 1, 1996

By D. H. Gebhardt, Vice Pres. - Reg. Affairs
225 W. Randolph Street
Chicago, Illinois 60606

ACCESS SERVICE**6. Switched Access Service (Cont'd)****6.1 General (Cont'd)****6.1.3 Rate Categories (Cont'd)****(A) Switched Transport (Cont'd)****(2) Interface Groups (Cont'd)****(d) Interface Group 9 (USOC TPP9X)**

Interface Group 9 provides DS3 level digital transmission at the point of termination at the customer's premises. The interface is capable of transmitting electrical signals at a nominal 44.736 Mbps, with the capability to channelize up to 672 voice frequency transmission paths. Before the first point of switching, when analog switching utilizing analog terminations is provided, the customer must order an LT-3 to LT-1 multiplexer. The Telephone Company will provide multiplexing and channel bank equipment to derive up to 672 transmission paths of a frequency bandwidth of approximately 300 to 3000 Hz.

(N)
(T)

When digital switching, or analog switching with digital carrier terminations is provided, the customer must order an LT-3 to LT-1 multiplexer to derive up to 28 DS1 signals in D3/D4 format.

(N)
(N)

The interface is provided with individual transmission path bit stream supervisory signaling.

Issued: January 2, 1998

Effective: January 3, 1998

By D. H. Gebhardt, Vice Pres. - Regulatory Affairs
225 W. Randolph Street
Chicago, Illinois 60606

ACCESS SERVICE**6. Switched Access Service (Cont'd)****6.1 General (Cont'd)****6.1.3 Rate Categories (Cont'd)****(A) Switched Transport (Cont'd)****(2) Interface Groups (Cont'd)****(e) Interface Group 11 (USOC TPPZY)**

Interface Group 11 provides DS3 level digital transmission via an optical interface, at the point of termination at the customer's premises. This interface is capable of transmitting asynchronous optical signals at multiples of the DS3 bit rate at either 12 or 24 DS3 equivalent channel capacities. This interface is only available in conjunction with Shared Use Facilities, where the customer's Special Access Facilities are provided with an optical interface per Sections 5.2.7, 6.7.13 and 7.4.8 following. Before the first point of switching, when analog switching using analog terminations is provided, the customer must order a DS3 to DS1 multiplexer (Section 7.2.9(B)(4)(f)(1)) and a DS1 to voice/base rate multiplexer (Section 7.2.9(B)(4)(f)(2)) to derive up to 672 transmission paths of a frequency bandwidth of approximately 300 to 3000 Hz per equivalent DS3 channel. Before the first point of switching when digital switching, or analog switching with digital carrier terminations is provided, the customer must order a DS3 to DS1 multiplexer to derive up to 28 DS1 transmission paths in D3/D4 format per equivalent DS3 channel.

(T)

(T)

(T)

ACCESS SERVICE

6. Switched Access Service (Cont'd)

6.1 General (Cont'd)

6.1.3 Rate Categories (Cont'd)

(A) Switched Transport (Cont'd)

(2) Interface Groups (Cont'd)

(e) Interface Group 11 (USOC TPPZY) (Cont'd)

This interface will support individual transmission bit-stream supervisory signaling.

Certain material previously on this page now appears on Original Page 128.3.

Issued: April 10, 2002

Effective: April 11, 2002

**By Rhonda J. Johnson, Vice President - Regulatory Affairs
225 West Randolph Street
Chicago, Illinois 60606**

ACCESS SERVICE**6. Switched Access Service (Cont'd)****6.1 General (Cont'd)****6.1.3 Rate Categories (Cont'd)****(A) Switched Transport (Cont'd)****(2) Interface Groups (Cont'd)****(f) Interface Group 12 (USOC TPPDX)**

Interface Group 12 provides a SONET optical interface at the point of termination at the customer's premises capable of transmitting synchronous optical signals at the following rates:

155.520 Mbps (OC-3) +/- 220 ppm*

622.081 Mbps (OC-12) +/- 20 ppm*

2488.32 Mbps (OC-48) +/- 20 ppm*

9953.28 Mbps (OC-192) +/- 20 ppm*

The interface is provided with either individual transmission path bit-stream supervisory signaling or Common Channel Signaling.

Before the first point of switching, when analog switching using analog terminations is provided and LT-1 transport is used, the Telephone Company will provide multiplex and channel bank equipment to derive 24 transmission paths of approximately 300 to 3000 Hz per equivalent DS1 channel.

Before the first point of switching, when analog switching using analog terminations is provided and LT-3 transport is used, the customer must order an LT-3 to LT-1 multiplexer. The Telephone Company will provide multiplex and channel bank equipment to derive up to 672 transmission paths of a frequency bandwidth of approximately 300 to 3000 Hz per equivalent DS3 channel.

Before the first point of switching when digital switching, or analog switching with digital carrier terminations is provided and LT-3 transport is used, the customer must order an LT-3 to LT-1 multiplexer to derive up to 28 DS1 transmission paths in D3/D4 format per equivalent DS3 channel.

* Note: +/- 20ppm applies to free running mode. Normal operating mode is synchronized with timing traceable to a Stratum 1 clock.

Issued: April 10, 2002

Effective: April 11, 2002

**By Rhonda J. Johnson, Vice President - Regulatory Affairs
225 West Randolph Street
Chicago, Illinois 60606**

(N)

(N)

ACCESS SERVICE

6. Switched Access Service (Cont'd)

6.1 General (Cont'd)

6.1.3 Rate Categories (Cont'd)

(A) Switched Transport (Cont'd)

(2) Interface Groups (Cont'd)

(g) Available Premises Interface Codes

Following is a matrix showing, for each Interface Group, which premises interface codes are available as a function of the Telephone Company switch supervisory signaling and Feature Group. See the Glossary of Channel Interface Codes in 7.3 following

Interface Group	Telephone Company Switch Supervisory Signaling	Premises Interface Code	Feature Group			(D)
			A	B	D	
1	LO	2LS2	X			
	LO	2LS3	X			
	GO	2GS2	X			
	GO	2GS3	X			
	LO, GO	2DX3	X			
	LO, GO	4EA3-E	X			
	LO, GO	4EA3-M	X			

ACCESS SERVICE

6. Switched Access Service (Cont'd)

6.1 General (Cont'd)

6.1.3 Rate Categories (Cont'd)

(A) Switched Transport (Cont'd)

(2) Interface Groups (Cont'd)

(g) Available Premises Interface Codes (Cont'd)

Interface Group	Telephone Company Switch Supervisory Signaling	Premises Facility Interface Code	Feature Group			
			A	B	D	
1 (Cont'd)	LO, GO	6EB3-E	X			
	LO, GO	6EB3-M	X			
	CCS	2N02		X*	X	
	RV, EA, EB, EC	2DX3		X	X	(D)
	RV, EA, EB, EC	4EA3-E		X	X	
	RV, EA, EB, EC	4EA3-M		X	X	
	RV, EA, EB, EC	6EB3-E		X	X	
	RV, EA, EB, EC	6EB3-M		X	X	
	EA, EB, EC	6EC3			X	
	RV	2RV3-O		X	X	
	RV	2RV3-T		X	X	(D)
2	LO, GO	4SF2	X			
	LO, GO	4SF3	X			
	LO	4LS2	X			
	LO	4LS3	X			
	LO	6LS2	X			
	GO	4GS2	X			
	GO	4GS3	X			
	GO	6GS2	X			
	LO, GO	4DX2	X			
	LO, GO	4DX3	X			
	LO, GO	6EA2-E	X			
	LO, GO	6EA2-M	X			
	LO, GO	8EB2-E	X			
	LO, GO	8EB2-M	X			
	LO, GO	6EX2-B	X			
	CCS	4N02		X*	X	
	RV, EA, EB, EC	4SF2		X	X	(D)
	RV, EA, EB, EC	4SF3		X		
	RV, EA, EB, EC	4DX2		X	X	(D)
	RV, EA, EB, EC	4DX3		X		(D)

* Terminating only.

ACCESS SERVICE

6. Switched Access Service (Cont'd)

6.1 General (Cont'd)

6.1.3 Rate Categories (Cont'd)

(A) Switched Transport (Cont'd)

(2) Interface Groups (Cont'd)

(g) Available Premises Interface Codes (Cont'd)

Interface Group	Telephone Company Switch Supervisory Signaling	Premises Facility Interface Code	Feature Group			(D)
			A	B	D	
2 (Cont'd)	RV, EA, EB, EC	6EA2-E		X	X	(D)
	RV, EA, EB, EC	6EA2-M		X	X	
	RV, EA, EB, EC	8EB2-E		X	X	
	RV, EA, EB, EC	8EB2-M		X	X	
	EA, EB, EC	8EC2-M			X	
	RV	4RV2-O		X	X	
	RV	4RV2-T		X	X	
	RV	4RV3-O		X		
	RV	4RV3-T		X		(D)
6	LO, GO	4DS5, 8 or 9-15	X			
	LO, GO	4DS5, 8 or 9-15L	X			
	CCS	4DS9-15		X*		(D)
	CCS	4DS9-15B, 15S or 1S				
	RV, EA, EB, EC	4DS5, 8 or 9-15		X	X	
	RV, EA, EB, EC	4DS5, 8 or 9-15L		X	X	(D)

* Terminating only.

ACCESS SERVICE

6. Switched Access Service (Cont'd)

6.1 General (Cont'd)

6.1.3 Rate Categories (Cont'd)

(A) Switched Transport (Cont'd)

(2) Interface Groups (Cont'd)

(g) Available Premises Interface Codes (Cont'd)

Interface Group	Telephone Company Switch Supervisory Signaling	Premises Facility Interface Code	Feature Group			(D)
			A	B	D	
9	LO, GO	4DS6-44	X			
	LO, GO	4DS6-44L	X			
	CCS	4DS6-44		X*	X	
	RV, EA, EB, EC	4DS6-44		X	X	(D)
	RV, EA, EB, EC	4DS6-44L		X	X	(D)
11	LO, GO	2FCF-54	X			
	LO, GO	2FCF-12	X			
	RV, EA, EB, EC	2FCF-54		X	X	(D)
	RV, EA, EB, EC	2FCF-12		X	X	(D)
	CCS	2FCF-54		X*	X	
	CCS	2FCF-12		X*	X	
12	LO, GO	2SOF-A	X			
	LO, GO	2SOF-B	X			
	LO, GO	2SOF-C	X			
	LO, GO	2SOF-D	X			
	LO, GO	4SOF-A	X			
	LO, GO	4SOF-B	X			
	LO, GO	4SOF-C	X			
	LO, GO	4SOF-D	X			
	RV, EA, EB, EC	2SOF-A		X	X	(D)
	RV, EA, EB, EC	2SOF-B		X	X	
	RV, EA, EB, EC	2SOF-C		X	X	
	RV, EA, EB, EC	2SOF-D		X	X	
	RV, EA, EB, EC	4SOF-A		X	X	
	RV, EA, EB, EC	4SOF-B		X	X	
	RV, EA, EB, EC	4SOF-C		X	X	
	RV, EA, EB, EC	4SOF-D		X	X	(D)

* Terminating only.

ACCESS SERVICE

6. Switched Access Service (Cont'd)

6.1 General (Cont'd)

6.1.3 Rate Categories (Cont'd)

(A) Switched Transport (Cont'd)

(2) Interface Groups (Cont'd)

(g) Available Premises Interface Codes (Cont'd)

Interface Group	Telephone Company Switch Supervisory Signaling	Premises Facility Interface Code	Feature Group			(D)
			A	B	D	
12 (Cont'd)	CCS	2SOF-A		X	X	(D)
	CCS	2SOF-B		X	X	
	CCS	2SOF-C		X	X	
	CCS	2SOF-D		X	X	
	CCS	4SOF-A		X	X	
	CCS	4SOF-B		X	X	
	CCS	4SOF-C		X	X	
	CCS	4SOF-D		X	X	

(1) Non-Standard Interface Groups

Additional non-standard Interface Groups may be provided when a customer has ordered a Specialized Service or Arrangement, set forth in Section 12 following, which provides digital high capacity facilities to a Telephone Company hub. Both Switched Access Service and Special Access Service are provided over the digital high capacity facility under the Shared Use concept as described in Section 6.7.13 following. Operating characteristics and features available for any such non-standard Interface Group will be defined individually for each such service.

* Terminating only.

ACCESS SERVICE**6. Switched Access Service (Cont'd)****6.1 General (Cont'd)****6.1.3 Rate Categories (Cont'd)****(A) Switched Transport (Cont'd)****(2) Interface Groups (Cont'd)****(1) Non-Standard Interface Groups (Cont'd)**

Each voice frequency channel activated for Switched Access Service under the Shared Use concept is identified by the USOC from the following table. The USOC corresponds to the overall transmission speed of the digital high capacity facility from which the voice frequency channel is derived.

Transmission Speed	Interface Group USOC
405 Mbps	TPPZX
565 Mbps	TPPZY

(2) Nonchargeable Optional Features

Where transmission facilities permit, the Telephone Company will, at the option of the customer, provide the following nonchargeable optional features in association with Local Transport. The optional features are provided as set forth in 6.8.1(C) following.

(a) Supervisory Signaling

Where the transmission parameters permit, and where signaling conversion is required by the customer to meet its signaling capability, the customer may order an optional supervisory signaling arrangement for each transmission path provided as follows:

- For Interface Groups 1 and 2

DX Supervisory Signaling, or
E&M Type I Supervisory Signaling, or
E&M Type II Supervisory Signaling, or
E&M Type III Supervisory Signaling

Certain material on this page previously appeared on Original Page 131.1

Issued: April 10, 2002

Effective: April 11, 2002

**By Rhonda J. Johnson, Vice President - Regulatory Affairs
225 West Randolph Street
Chicago, Illinois 60606**

ACCESS SERVICE**6. Switched Access Service (Cont'd)****6.1 General (Cont'd)****6.1.3 Rate Categories (Cont'd)****(A) Switched Transport (Cont'd)****(3) Nonchargeable Optional Features (Cont'd)****(a) Supervisory Signaling (Cont'd)**

- For Interface Group 2

SF Supervisory Signaling, or
Tandem Supervisory Signaling

- For Interface Groups 6, 9 and 11.

These Interface Groups may, at the option of the customer, be provided with individual transmission path SF supervisory signaling where such signaling is available in Telephone Company central offices. Generally such signaling is available only where the entry switch provides an analog, i.e., non-digital, interface to the transport termination and a portion of the facility between the analog entry switch and the customer's premises is analog.

(b) Customer Specified Entry Switch Receive Level

This feature allows the customer to specify the receive transmission level at the first point of switching. The range of transmission levels which may be specified is described in Technical Reference PUB TR-NPL-000334. This feature is available with Interface Groups 2, 6, 9 and 11 for Feature Groups A and B.

(c) Customer Specification of Switched Transport Termination

This option allows the customer to specify, for Feature Group B routed directly to an end office or access tandem, a four-wire termination of the Switched Transport at the entry switch in lieu of a Telephone Company selected two-wire termination. This option is available only when the Feature Group B arrangement is provided with Type B Transmission Specifications.

Material formerly appeared in ILL. C. C. No. 15, Section 6.1.3, Pages 136 and 137.

Issued: February 16, 1996

Effective: April 1, 1996

By D. H. Gebhardt, Vice Pres. - Reg. Affairs
225 W. Randolph Street
Chicago, Illinois 60606

ACCESS SERVICE

6. Switched Access Service (Cont'd)

6.1 General (Cont'd)

6.1.3 Rate Categories (Cont'd)

(A) Switched Transport (Cont'd)

(3) Nonchargeable Optional Features (Cont'd)

(d) 64 Clear Channel Capability

The 64 Clear Channel Capability (64 CCC) option employs the Bipolar 8 Zero Suppression (B8ZS) technique to permit customers to use the full 64 Kbps bandwidth of a DS0 channel. The wire centers equipped for 64 CCC are set forth in the National Exchange Carrier Association Tariff F.C.C. No. 4 for Wire Center Information (V & H coordinates). 64 CCC, as described in AM-TR-TMO-000094, is available with Interface Groups 6 and 9 for Feature Group D with Signaling System 7 signaling.

(e) LT-1 Clear Channel Capability

An arrangement which allows a customer to transport 1.536 Mbps of information on a 1.544 Mbps LT-1 Direct Transport facility with no constraint on the sequence or quantity of one and zero bits.

LT-1 Clear Channel Capability is a required option for LT-1 Direct Transport when 64 CCC channels are multiplexed onto the LT-1 Direct Transport service.

Where appropriate facilities are not immediately available, negotiated order intervals may apply. The technical specifications for this feature are described in Technical Reference TR-INS-000054.

(4) Chargeable Optional Features

(a) Reserved for Future Use

(T)

(D)

(D)

ACCESS SERVICE

- 6. Switched Access Service (Cont'd)
 - 6.1 General (Cont'd)
 - 6.1.3 Rate Categories (Cont'd)
 - (A) Switched Transport (Cont'd)
 - (4) Chargeable Optional Features (Cont'd)

(b) Reserved for Future Use

(T)

(D)

(D)

ACCESS SERVICE

6. Switched Access Service (Cont'd)

6.1 General (Cont'd)

6.1.3 Rate Categories (Cont'd)

(A) Switched Transport (Cont'd)

(4) Chargeable Optional Features (Cont'd)

(D)

(D)

ACCESS SERVICE

6. Switched Access Service (Cont'd)

6.1 General (Cont'd)

6.1.3 Rate Categories (Cont'd)

(A) Switched Transport (Cont'd)

(4) Chargeable Optional Features (Cont'd)

(c) Signal Transfer Point Access

Signal Transfer Point (STP) Access provides interconnection to the Ameritech Common Channel Signaling (CCS) network using a Telephone Company or customer provided Dedicated Network Access Link (DNAL) and a dedicated Signal Transfer Point (STP) port. The DNAL, as described in Section 8.3 following, provides the connection from the customer designated premises to the Telephone Company STP.

The STP provides screening and routing. It uses the American National Standards Institute (ANSI) Signaling System 7 (SS7) protocol as specified in AM-TR-OAT-000069 to interact with Signaling Points (SPs), Service Switching Points (SSPs) and other STPs. The wire centers with STPs or FSPOIs are set forth in the National Exchange Carrier Association Tariff F.C.C. No. 4 for Wire Center Information (V&H coordinates).

The Ameritech CCS network is a digital data network carrying signaling information which interfaces with the voice/data network. In order to ensure network availability and reliability, STPs and FSPOIs are deployed in geographically dispersed mated pairs. STP Access requires connection to port(s) of either both STPs of the mated pair or both FSPOIs associated with a mated STP pair.

The Ameritech CCS network uses the SS7 protocol, a protocol developed by the Consultative Committee for International Telephone and Telegraph (CCITT) and the ANSI for signaling functions such as routing, establishing connections, providing billing information, and other services. Agreements may be required for passing optional pieces of the SS7 protocol.

(D)

ACCESS SERVICE

6. Switched Access Service (Cont'd)**6.1 General (Cont'd)****6.1.3 Rate Categories (Cont'd)****(A) Switched Transport (Cont'd)****(4) Chargeable Optional Features (Cont'd)****(c) Signal Transfer Point Access (Cont'd)**

STP Access can be used as a stand-alone service or in conjunction with Telephone Company provided Feature Group D/Terminating Feature Group B service, LIDB Access Service, 800 Carrier-ID-Only and/or for the transmission of signaling messages between two customer controlled STP ports, e.g. hubbing arrangement. For InterLATA signaling service, see Section 21, following.

There are three types of charges that apply for STP Access. They are recurring, usage and nonrecurring charges. Recurring and nonrecurring charges apply for each port that is established on an STP. Usage charges apply for each Initial Address Message (IAM) or Transaction Capabilities Application Part (TCAP) (excluding LIDB Access Service, 800 Access Service TCAP messages and LNP Database Access Query TCAP messages) message that is switched by the STP or switched by the STP and transported over SS7 facilities provided by the Telephone Company. The application of usage charges as they relate to Telephone Company provided services or as a stand-alone service is described in Section 6.8.2

(C)

(C)

ACCESS SERVICE**6. Switched Access Service (Cont'd)****6.1 General (Cont'd)****6.1.3 Rate Categories (Cont'd)****(A) Switched Transport (Cont'd)****(4) Chargeable Optional Features (Cont'd)****(c) Signal Transfer Point Access (Cont'd)**

Nonrecurring charges apply for the establishment of Originating Point Codes (OPC) and Global Title Address (GTA) Translations. An OPC charge applies for each OPC established, as well as each OPC added or changed subsequent to the establishment of STP Access. The OPC charge applies on a per service basis. A GTA Translation charge applies for each service or application (excluding LIDB Access Service and 800 Carrier-ID-Only Service) that utilizes Transaction Capabilities Application Part (TCAP) messages. A GTA Translation charge also applies for each service (excluding LIDB Access Service and 800 Carrier-ID-Only Service) added or changed subsequent to the initial establishment of STP Access.

Charges relating to STP Access are set forth in 6.9.1 following.

(T)(M)
(C)

(T)

(T)(M)

Certain material on this page previously appeared on Original Page 132.2.1.

Issued: August 27, 1996

Effective: August 28, 1996

By D. H. Gebhardt, Vice Pres. - Reg. Affairs
225 W. Randolph Street
Chicago, Illinois 60606

ACCESS SERVICE

6. Switched Access Service (Cont'd)

6.1 General (Cont'd)

6.1.3 Rate Categories (Cont'd)

(A) Switched Transport (Cont'd)

(4) Chargeable Optional Features (Cont'd)

(d) Line Information Data Base Access

Line Information Data Base (LIDB) Service is provided by the Telephone Company to its customers in support of alternate billing services. Alternate billing services allow the customer's end users to bill calls to an account not necessarily associated with the originating line. LIDB Service supports alternate billing services.

(D)
(D)

The Telephone Company's LIDB will contain a record for every working line number and Billed Number Group served by the Telephone Company. Other exchange carriers who may store their data in the Telephone Company LIDB are requested to provide this data as well.

The LIDB downtime will be less than twelve hours per year. It is capable of processing up to 100 queries per second. In addition, the LIDB will provide a mean response time of no more than 0.25 to 0.5 seconds and shall not exceed 1.0 second for 99 percent of all messages.

The Telephone Company will use the data base administration system to update the LIDB information, e.g., add, delete, and modify customer accounts as customers move, become delinquent on their accounts, or order new service, on a daily basis.

To ensure the most accurate validation service possible, two audit procedures will be done. The first audit is performed seven nights a week to compare the data contained in the data base administration system and LIDB data. Any differences between these data are resolved the next business day. The second audit, which occurs at least yearly, compares the customer record files and the information contained in the data base administration system.

ACCESS SERVICE

6. Switched Access Service (Cont'd)

6.1 General (Cont'd)

6.1.3 Rate Categories (Cont'd)

(A) Switched Transport (Cont'd)

(4) Chargeable Optional Features (Cont'd)

(d) Line Information Data Base Access (Cont'd)

(D)

(D)

ACCESS SERVICE

6. Switched Access Service (Cont'd)

6.1 General (Cont'd)

6.1.3 Rate Categories (Cont'd)

(A) Switched Transport (Cont'd)

(4) Chargeable Optional Features (Cont'd)

(d) Line Information Data Base Access (Cont'd)

LIDB Service is offered via the Ameritech Common Channel Signaling (CCS) network. Customers must purchase Signal Transfer Point Access Service as described in Section 6.1.3 (A)(4)(c) in MSA 358 (Chicago, Illinois) for LIDB Service. LIDB Service provides the customer's OSS (identified in the CCS network by an originating point code) access to billing validation data. The LIDB will receive and respond to Billed Number Screening queries as defined in Bellcore publication TR-TSV-000954 and TR-NWT-001149.

LIDB Service enables the following functions on an on-line, call-by-call basis:

1. Determine whether the billed line automatically rejects, accepts or requires verification of certain calls billed as collect or third number.¹
2. Determine whether the billed line is a Local Exchange Company public or nonworking telephone number.
3. Determine whether the central office code is active or vacant.

(N)

¹ Effective July 28, 2016, collect calls and calls billed to a third number have discontinued by the Telephone Company.

(N)

ACCESS SERVICE

6. Switched Access Service (Cont'd)

6.1 General (Cont'd)

6.1.3 Rate Categories (Cont'd)

(A) Switched Transport (Cont'd)

(4) Chargeable Optional Features (Cont'd)

(d) Line Information Data Base Access (Cont'd)

Unless expressly authorized by the customer and the Telephone Company, LIDB Access is not to be used for purposes other than those LIDB functions described herein. In addition, data obtained via LIDB may not be stored elsewhere by the customer for future use.

An Administrative charge applies for each LIDB Service Access Order and an Originating Point Code (OPC) charge, as set forth in 6.9.1, applies for each OPC established. An OPC charge also applies for each OPC added or changed subsequent to the establishment of STP Port Access. Two charges apply for each LIDB Service query, a LIDB Transport charge and a LIDB Validation charge. The LIDB specific charges are set forth in 6.9.1(D).

(Z)

Certain material previously on this page now appears on 1st Revised Page 132.9.

Issued: January 2, 1998

Effective: January 3, 1998

**By D. H. Gebhardt, Vice Pres. - Regulatory Affairs
225 W. Randolph Street
Chicago, Illinois 60606**

ACCESS SERVICE

6. Switched Access Service (Cont'd)

6.1 General (Cont'd)

6.1.3 Rate Categories (Cont'd)

Certain material previously on this page now appears on Original Page 132.9.1.

Issued: January 2, 1998

Effective: January 3, 1998

**By D. H. Gebhardt, Vice Pres. - Regulatory Affairs
225 W. Randolph Street
Chicago, Illinois 60606**

ACCESS SERVICE

6. Switched Access Service (Cont'd)

6.1 General (Cont'd)

6.1.3 Rate Categories (Cont'd)

(A) Switched Transport (Cont'd)

(4) Chargeable Optional Features (Cont'd)

Certain material previously on this page now appears on Original Page 132.9.2.

Issued: January 2, 1998

Effective: January 3, 1998

**By D. H. Gebhardt, Vice Pres. - Regulatory Affairs
225 W. Randolph Street
Chicago, Illinois 60606**

ACCESS SERVICE

6. Switched Access Service (Cont'd)

6.1 General (Cont'd)

Certain material previously on this page now appears on Original Page 132.9.3.

Issued: January 2, 1998

Effective: January 3, 1998

**By D. H. Gebhardt, Vice Pres. - Regulatory Affairs
225 W. Randolph Street
Chicago, Illinois 60606**

ACCESS SERVICE

6. Switched Access Service (Cont'd)

6.1 General (Cont'd)

6.1.3 Rate Categories (Cont'd)

(A) Switched Transport (Cont'd)

(4) Chargeable Optional Features (Cont'd)

(e) Switched Transport on Optical Carrier Network (OCN) Point-to-Point Service

This service option allows LT-1/VT1.5 and LT-3/STS1 switched transport over special access OCN Point-to-Point Service. (See Section 7.2.10 following.) Utilizing this arrangement, the traditional entrance facility, CM and CMT rates are replaced with the appropriate OC-3, OC-12, OC-48, or OC-192 special access service rate elements. All other appropriate switched access charges apply. If the LT-1 or LT-3 termination is not in the same wire center as the OC-3, OC-12, OC-48, or OC-192 termination, traditional LT-1 or LT-3 Channel Mileage, Channel Mileage Termination and Multiplexer charges will apply.

(T)

(T)

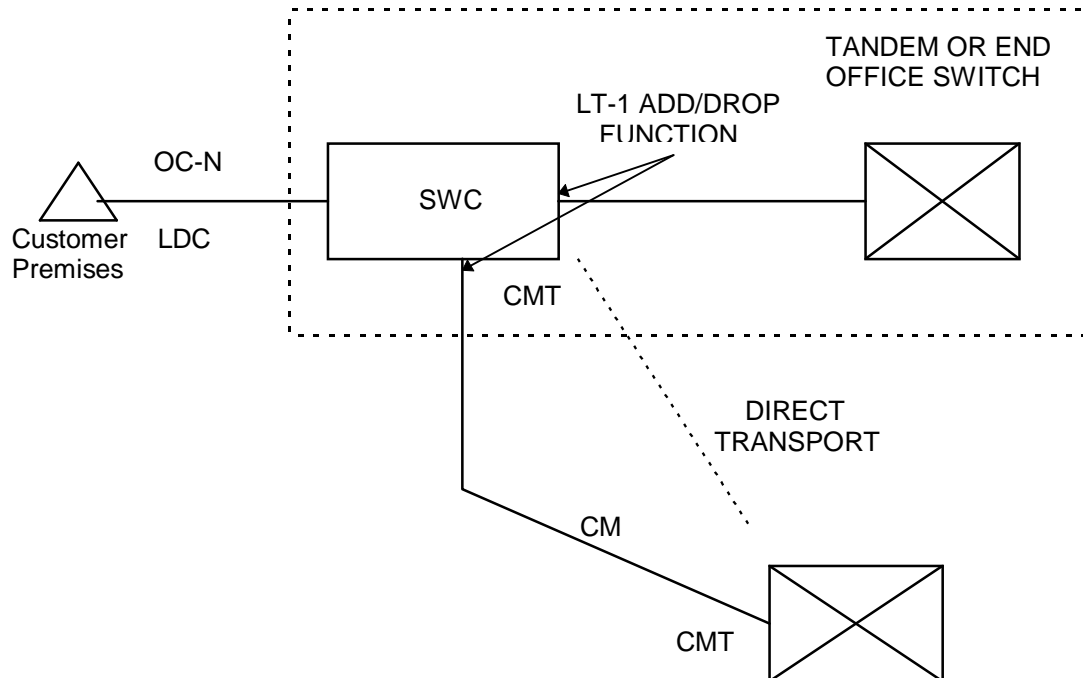
(T)

(T)

(N)

(N)

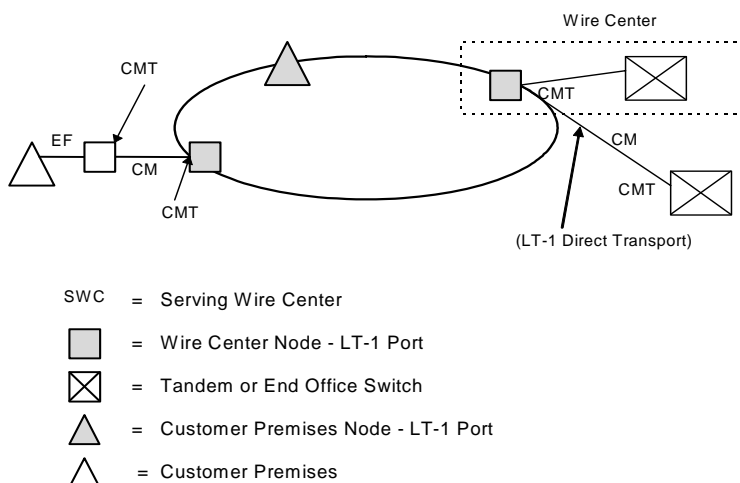
The following is an example of LT-1 Add/Drop Function



ACCESS SERVICE**6. Switched Access Service (Cont'd)****6.1 General (Cont'd)****6.1.3 Rate Categories (Cont'd)****(A) Switched Transport (Cont'd)****(4) Chargeable Optional Features (Cont'd)****(f) Switched Transport on OC-3, OC-12 and OC-48 Dedicated Ring Service (T)**

This service option allows LT-1/VT1.5 and LT-3/STS1 switched transport over special access OC-3, OC-12 or OC-48 Dedicated Ring Service. (See Section 7.2.11 following.) When the customer location is on the special access dedicated ring, the traditional Entrance Facility (EF), Multiplexer, Direct Transport (Channel Mileage (CM) and Channel Mileage Termination (CMT)) charges are replaced with the appropriate OC-N rate elements, such as Nodes, Ports and Mileage. When the customer location is not on the dedicated ring, the traditional Switched Access rate elements apply, as needed, between the customer location and the wire center node location. Additionally, an LT-1/LT-3 port charge applies. This charge allows access to and from the OC-3, OC-12 or OC-48 dedicated ring. LT-1/LT-3 CM, CMT and Multiplexer charges may apply when terminating at the switch location. All other appropriate switched access charges apply. (T)

The following is an example of the Dedicated Ring rate elements with LT-1



Issued: December 9, 2003

Effective: December 10, 2003

By Rhonda J. Johnson, Vice President - Regulatory Affairs
225 W. Randolph Street
Chicago, IL 60606

ACCESS SERVICE

6. Switched Access Service (Cont'd)

6.1 General (Cont'd)

6.1.3 Rate Categories (Cont'd)

(A) Switched Transport (Cont'd)

(4) Chargeable Optional Features (Cont'd)

(g) Switched Transport on SONET Xpress Service

(T)

This service option allows LT-1/VT1.5 and LT-3/STS1 switched transport over a special access SONET Xpress Service (shared rings). (See Section 7.2.12 following.) When the customer premises is located on the SONET Xpress (shared rings), the traditional Entrance Facility (EF) and Direct Transport (Channel Mileage (CM) and Channel Mileage Termination (CMT)) are replaced with an LT-1/LT-3 Network Access Connection (NAC), LT-1/LT-3 Service Area Transport (SAT) and LT-1/LT-3 Off-Network Access Connection (ONAC) to the tandem or end office switch. When the customer premises is not on the SONET Xpress Service (shared rings), the customer is charged the appropriate Entrance Facility rate and, if appropriate, Direct Transport from the customer premises to the LT-1/LT-3 ONAC wire center on the SONET Xpress network, Service Area Transport and LT-1/LT-3 ONAC to the tandem or end office. When the tandem or end office is not co-located with the SONET Xpress Service (shared rings), the customer is charged the appropriate direct transport rates from the ONAC wire center to the tandem or end office.

(T)

(T)

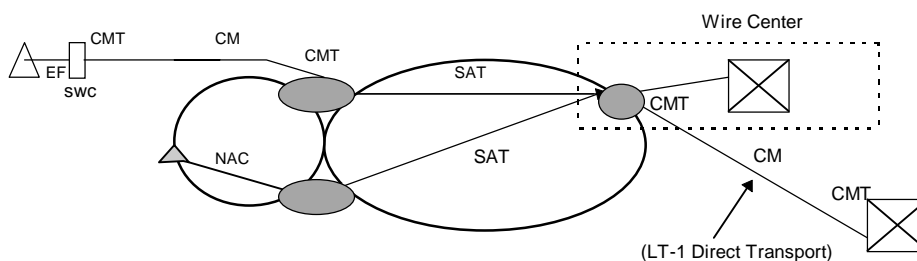
(N)

(T)

(C)

(C)

The following is an example of the SONET Xpress rate elements with LT-1



(T)

NAC = LT-1 Network Access Connection

SAT = LT-1/VT1.5 Service Area Transport

SWC = Serving Wire Center

○ = ONAC (LT-1 Off-Network Access Connection (at a SONET Xpress wire center))

△ = Customer Premises - NAC

△ = Customer Premises

⊠ = Tandem or End Office Switch

(T)

Issued: January 2, 1998

Effective: January 3, 1998

By D. H. Gebhardt, Vice Pres. - Regulatory Affairs
225 W. Randolph Street
Chicago, Illinois 60606

ACCESS SERVICE**6. Switched Access Service (Cont'd)****6.1 General (Cont'd)****6.1.3 Rate Categories (Cont'd)****(A) Switched Transport (Cont'd)****(5) Residual Charge**

The Residual Charge rate element is applied to all interstate customers that interconnect with the Switched Access network pursuant to the Commission's Report and Order and Further Notice of Proposed Rulemaking in CC Docket No. 91-213, released October 16, 1992. The rate application for the Residual Charge is set forth in Section 6.8.2(D) and the rate is set forth in Section 6.9.1.

A credit applies to the extent that a customer has been billed the Residual Charge and the switched access transport is being provided in its entirety by a competitive access provider. The amount of the credit will not exceed the amount of the Residual Charge assessed. The application of this Competitive Access Provider (CAP) Transport Residual Credit is described in 6.8.2(D)(7) and the rate is set forth in Section 6.9.1.

(N)

(N)

(6) Dedicated Tandem Trunk Ports

(N)

A Dedicated Tandem Trunk Port is provided for all facilities terminated on the serving wire center side of the access tandem when the customer has requested tandem routing. The Dedicated Tandem Trunk Port rate is assessed monthly on a per LT-1 basis.

(N)

(7) Switched Transport Multiplexing

(T)

Switched Transport multiplexing enables the customer to connect facilities operating at different transmission speeds, to combine or separate channels from one facility in order to terminate at multiple locations, to change a facility's transmission speed to enable connection with a switch and/or to combine Switched and Special access services on a single facility. It is available at Telephone Company serving wire centers, hubbing locations (including tandems) as defined in Section 2.6, tandem locations and end offices. When ordering multiplexing at a hub, the customer will specify the hub selected from the National Exchange Carrier Association (NECA) Tariff F.C.C. No. 4.

(M)

(M)

Certain material on this page previously appeared on 5th Revised Page 132.4.

Issued: January 2, 1998

Effective: January 3, 1998

**By D. H. Gebhardt, Vice Pres. - Regulatory Affairs
225 W. Randolph Street
Chicago, Illinois 60606**

ACCESS SERVICE**6. Switched Access Service (Cont'd)****6.1 General (Cont'd)****6.1.3 Rate Categories (Cont'd)****(A) Switched Transport (Cont'd)**

(D)

(7) Switched Transport Multiplexing (Cont'd)

(T)

(a) Dedicated Multiplexing

(N)

The following chart shows for each Entrance Facility interface group, where multiplexers are required and charged for, depending on the type of Direct Transport Service with which they are connected and the location of the terminating points of each service.

(M)

Entrance Facility	Interface Group	Direct Transport Connecting Facility	Location or Terminating Points of the DT Service		
			SWC	HUB	TNDM/EO
SONET based service	12	LT-3 DT	-	X	X
	LT-1 DT	X	X	-	
	LT-1 CFA	X	-	-	
LT-3	9, 11	LT-3 DT	-	X	X
	LT-1 DT	X	X	-	
	LT-1 CFA	X	-	-	
LT-1	6	LT-3 DT	X (DT)	X (DT)	X (DT)
	LT-1 DT	-	X	-	
	LT-1 CFA	X (OPT)	-	-	
	VG DT	X	-	-	
VG	1, 2				
	VG DT	-	-	-	

(N)

(N)

DT - Direct Transport
 CFA - Direct Transport, Telephone Company provides Connecting Facility Assignment control
 (DT) - Mux is associated with the higher speed Direct-Trunked Transport Service
 (OPT) - Mux is optional

(M)

Certain material on this page previously appeared on 4th Revised Page 132.5.

Issued: January 2, 1998

Effective: January 3, 1998

By D. H. Gebhardt, Vice Pres. - Regulatory Affairs
 225 W. Randolph Street
 Chicago, Illinois 60606

ACCESS SERVICE**6. Switched Access Service (Cont'd)****6.1 General (Cont'd)****6.1.3 Rate Categories (Cont'd)****(A) Switched Transport (Cont'd)****(7) Switched Transport Multiplexing (Cont'd)**

(T)

(a) Dedicated Multiplexing (Cont'd)

(T)

When the customer orders Direct Transport to a serving wire center or hub, it is the customer's responsibility to assure that the Direct Transport and Entrance Facilities connected at the SWC are compatible or that the Direct Transport Services connected at the hub are compatible.

(M)

(M)

Switched Transport dedicated LT-3 to LT-1 multiplexing is required at Telephone Company end offices or tandem locations when the customer orders an LT-3 Direct Transport Service to the end office or tandem.

(T)

(M)

(M)

From January 1, 1998 through July 1, 1998, Switched Transport Dedicated LT-3 to LT-1 multiplexing is required at Telephone Company tandem locations when the customer orders DS3 trunking capacity as Tandem Switched Transport from their serving wire center to the tandem.

(N)

(N)

LT-1 to Voice Grade Switched Transport Multiplexing is required at dial tone offices for FGA Switched Access Services.

(M)

The available multiplexing arrangements are listed below. For each type of arrangement listed, the multiplexer is associated with the higher capacity Switched Transport Services (e.g., a LT-3 to LT-1 multiplexing arrangement is associated with the service using the LT-3 connection).

When Direct Transport Services are ordered, the customer must specify the channel assignment for each lower speed Direct Transport Service and/or Switched Access Service provided over the Direct Transport Service. This is not required when the customer has requested the Telephone Company to maintain CFA control on its LT-1 Direct Transport Services.

(M)

The rates and charges for Dedicated Multiplexing arrangements are set forth in Section 6.9.1(D).

(T)

(M)

Certain material on this page previously appeared on Original Page 132.6.

Issued: January 2, 1998

Effective: January 3, 1998

**By D. H. Gebhardt, Vice Pres. - Regulatory Affairs
225 W. Randolph Street
Chicago, Illinois 60606**

ACCESS SERVICE**6. Switched Access Service (Cont'd)****6.1 General (Cont'd)****6.1.3 Rate Categories (Cont'd)****(A) Switched Transport (Cont'd)****(7) Switched Transport Multiplexing (Cont'd)**

(T)

(a) Dedicated Multiplexing (Cont'd)

(T)

(1) LT-3 to LT-1 Switched Transport Multiplexing

(M)

An arrangement that converts a Switched Transport LT-3 channel operating at a terminating speed of 44.736 Mbps to 28 Switched Transport LT-1 channels operating at a terminating speed of 1.544 Mbps using digital time compression multiplexing.

(2) LT-1 to Voice Grade Switched Transport Multiplexing

An arrangement that converts a Switched Transport LT-1 channel operating at a terminating speed of 1.544 Mbps to 24 Switched Transport Voice Grade channels operating at 300 to 3000 Hz.

(M)

(b) Common Multiplexing

(N)

Common Multiplexing is provided on a usage sensitive basis in conjunction with Tandem-Switched Transport. Switched access facilities are connected to the tandem as DS1 circuits. Multiplexing is required to convert common switched facilities from an operating speed of 44.736 Mbps to an operating speed of 1.544 Mbps.

(N)

Certain material on this page previously appeared on 1st Revised Page 132.7.

Issued: January 2, 1998

Effective: January 3, 1998

**By D. H. Gebhardt, Vice Pres. - Regulatory Affairs
225 W. Randolph Street
Chicago, Illinois 60606**

ACCESS SERVICE

6. Switched Access Service (Cont'd)

6.1 General (Cont'd)

6.1.3 Rate Categories (Cont'd)

(B) End Office#

The End Office rate category provides the local end office switching functions necessary to complete the transmission of Switched Access communications to and from the end users served by the local end office. The End Office rate category includes the Local Switching and Information (i.e., Directory Assistance) rate elements. In addition, certain end office optional features are provided at charges set forth in Section 6.9.2(A)(1). Directory Assistance Service and the applicable rates for it are set forth in Section 9.

(1) Local Switching

The Local Switching rate element provides for (1) local end office switching, i.e., the common switching functions associated with the various Switched Access Service arrangements and (2) intercept functions, i.e., the termination of certain calls at a Telephone Company intercept recording.

(D)

It is divided into two distinct categories: LS1 and LS2. The first category, LS1, provides local switching for Feature Groups A and B except when used in conjunction with Dedicated Access Line Service for terminating traffic at end offices. The second category, LS2, provides local switching for Feature Group D, 800 Access Service, 900 Access Service, and for Feature Groups A and B when used in conjunction with Dedicated Access Line Service for terminating traffic at end office.

Refer to Section 20 for Illinois exceptions.

ACCESS SERVICE

6. Switched Access Service (Cont'd)

6.1 General (Cont'd)

6.1.3 Rate Categories (Cont'd)

(B) End Office (Cont'd)

(1) Local Switching (Cont'd)

Where end offices are appropriately equipped, international dialing may be provided as a capability associated with LS2. International dialing provides the capability of switching international calls with service prefix and address codes having more digits than are capable of being switched through a standard FGD equipped end office.

(D)

Rates for LS1 and LS2 are set forth in 6.9.2(A) following. The application of these rates with respect to the different types of service is as set forth in 6.8.2(D) following.

Various Common Switching, Transport Termination and Dedicated Access Line Termination optional features are available and are described in 6.3.1 through 6.3.3 following.

ACCESS SERVICE

6. Switched Access Service (Cont'd)

6.1 General (Cont'd)

6.1.3 Rate Categories (Cont'd)

(B) End Office (Cont'd)

(D)

(D)

Issued: January 2, 1998

Effective: January 3, 1998

**By D. H. Gebhardt, Vice Pres. - Regulatory Affairs
225 W. Randolph Street
Chicago, Illinois 60606**

ACCESS SERVICE**6. Switched Access Service (Cont'd)****6.1 General (Cont'd)****6.1.3 Rate Categories (Cont'd)****(B) End Office (Cont'd)****(2) Common Trunk Port**

The Common Trunk Port used by multiple customers provides for the termination of common transport trunks in common end office trunk ports in conjunction with tandem routed traffic. The Common Trunk Port rate is assessed on a usage sensitive basis on tandem routed switched access.

(D)

(D)

(3) Dedicated Trunk Port

The Dedicated Trunk Port provides for termination of direct facilities used by a single customer in an end office trunk port where traffic is transported between the serving wire center or the hub, and the end office. This rate is assessed for all Feature Group services on a per LT-1 basis. Each Voice Grade trunk that terminates in an end office port is assessed 1/24th of the LT-1 rate.

ACCESS SERVICE

6. Switched Access Service (Cont'd)

6.1 General (Cont'd)

6.1.3 Rate Categories (Cont'd)

(C) Data Base Services

Data Base Services are those services provided using components of the Telephone Company Common Channel Signaling, Signaling System 7 (CCS/SS7) network. Data Base Services can use application software in processing a CCS/SS7 call. Data Base Services can also be used to request and respond to call processing instructions.

The Data Base Services rate category includes 800 Service, as described in 6.4.1.

Material formerly appeared in ILL. C. C. No. 15, Section 6.1.3, Page 140.

Issued: February 16, 1996

Effective: April 1, 1996

**By D. H. Gebhardt, Vice Pres. - Reg. Affairs
225 W. Randolph Street
Chicago, Illinois 60606**

ACCESS SERVICE**6. Switched Access Service (Cont'd)****6.1 General (Cont'd)****6.1.3 Rate Categories (Cont'd)****(D) Telecommunications Relay Services Provider Transport (TRS-PT)**

The following rate elements will apply for TRS Provider Transport (TRS-PT) service, as described in Section 6.5. TRS-PT provides transport between the TRS Provider's point of termination and the TRS Access Tandem.

(1) TRS Local Distribution Channel

The TRS Local Distribution Channel (LDC) rate element provides for a transmission path between the TRS Provider's premises and the serving wire center of that premises. Included as part of the TRS Local Distribution Channel is a standard network interface which defines the technical characteristics associated with the type of facilities to which the Switched Access Service is to be connected at the point of termination. One TRS Local Distribution Channel charge applies per customer designated premises at which the channel is terminated. This charge will apply even if the customer designated premises and the serving wire center are co-located in a Telephone Company building.

(2) TRS Channel Mileage Termination

The TRS Channel Mileage Termination rate element provides for the termination of the interoffice facility between the serving wire center of the TRS provider and the TRS Access Tandem. One TRS Channel Mileage Termination charge applies per end of the Channel Mileage that terminates in the Telephone Company's serving area. The TRS Channel Mileage Termination charge does not apply to TRS-PT circuits if the TRS provider's serving wire center is the same central office as the TRS Access Tandem.

(3) TRS Channel Mileage

The TRS Channel Mileage rate element provides for the interoffice transmission facilities between the serving wire center of the TRS provider and the TRS Access Tandem. The TRS Channel Mileage charge applies per mile of interoffice transport, calculated as described in Section 6.8.12(I) following.

(4) Optional Features and Functions

There are no optional features and functions available with TRS Provider Transport.

Material formerly appeared in ILL. C. C. No. 15, Section 6.1.3, Pages 140 and 140.1.

Issued: February 16, 1996

Effective: April 1, 1996

**By D. H. Gebhardt, Vice Pres. - Reg. Affairs
225 W. Randolph Street
Chicago, Illinois 60606**

ACCESS SERVICE**6. Switched Access Service (Cont'd)****6.1 General (Cont'd)****6.1.4 Special Facilities Routing**

Any customer may request that the facilities used to provide Switched Access Service be specially routed. The regulations, rates and charges for Special Facilities Routing are set forth in 11. following.

6.1.5 Design Layout Report

At the request of the customer, the Telephone Company will provide to the customer the makeup of the facilities and services provided from the customer's premises to the first point of switching. This information will be provided in the form of a Design Layout Report. The Design Layout Report will be provided to the customer at no charge, and will be reissued or updated whenever these facilities are materially changed.

6.1.6 Acceptance Testing

At no additional charge, the Telephone Company will, at the customer's request, at the time of installation of Feature Group D with the 64 Clear Channel Capability Switched Transport option trunks, perform the Digital Trunk Acceptance Tests described in AM-TR-TMO-000094.

For other Switched Access Services, including Telecommunications Relay Services Provider Transport, at no additional charge, the Telephone Company will, at the customer's request, cooperatively test, at the time of installation, the following parameters: loss, C-notched noise, C-message noise, 3-tone slope, d.c. continuity and operational signaling. When the Switched Transport is provided with an Interface Group 2, 6, 9 and 11, and the Transport Termination is two-wire (i.e. there is a four-wire to two-wire conversion in Switched Transport), balance parameters (equal level echo path loss) may also be tested.

For Voice Grade, LT-1 and LT-3 Entrance Facilities, Direct Transport Services and Direct-Trunked Directory Transport Services, the Telephone Company will perform acceptance tests for the parameters applicable to DS1 Service, DS3 Service and Switched Access Services as specified in Technical References TR-INS-000342 and TR-NWT-000334. (T)

For Telecommunications Relay Services Provider Transport the Telephone Company will perform acceptance tests for the parameters applicable to DS1 Service as specified (T) in Technical References TR-INS-000342 and TR-NWT-000334.

The Telephone Company will perform the tests outlined in TR-TSV-000905, Supplement 1, for STP Access Service. At the customer's request, the Company will consider eliminating some of the suggested tests. The determination of the tests to be performed will be negotiated with the customer prior to interconnection.

Issued: December 9, 2003**Effective: December 10, 2003**

By Rhonda J. Johnson, Vice President - Regulatory Affairs
225 W. Randolph Street
Chicago, IL 60606

ACCESS SERVICE

6. Switched Access Service (Cont'd)

6.1 General (Cont'd)

6.1.6 Acceptance Testing (Cont'd)

For LIDB Service which is provided in conjunction with STP Access Service, the Telephone Company will perform the tests outlined in TR-TSV-000954.

6.1.7 Ordering Options and Conditions

There are two ordering options available to the customer in the provision of Switched Access Service. These are:

- Access Order
- Planned Facilities Order

The options are set forth in detail in 5. preceding. Also, included in that section are other charges which may be associated with ordering Switched Access Service (e.g., Service Date Change Charges, Cancellation Charges, etc.).

Material formerly appeared in ILL. C. C. No. 15, Sections 6.1.6 and 6.1.7, Page 141.1.

Issued: February 16, 1996

Effective: April 1, 1996

**By D. H. Gebhardt, Vice Pres. - Reg. Affairs
225 W. Randolph Street
Chicago, Illinois 60606**

ACCESS SERVICE**6. Switched Access Service (Cont'd)****6.1 General (Cont'd)****6.1.8 Transmission Specifications**

Each Switched Access Service transmission path is provided with standard transmission specifications. There are two different standard specifications (Types A1 and B1). The standard for a particular transmission path is dependent on the Feature Group, the Interface Group and whether the service is routed directly or via an access tandem. The available transmission specifications for Feature Group D with the 64 Clear Channel Capability (64 CCC) option are set forth in TR-TMO-000094 and the transmission specifications for LT-1 Direct Transport with the LT-1 Clear Channel Capability are set forth in TR-INS-000342. The available transmission specifications for other Switched Access Services are set forth in Technical Reference TR-NWT-000334. Data Transmission Parameters are also provided with each Switched Access Service transmission path. The Telephone Company will, upon notification by the customer that the data parameters for Feature Group D with the 64 CCC option set forth in Technical Reference TR-TMO-000094, or the data parameters for LT-1 Direct Transport with the LT-1 Clear Channel Capability option set forth in TR-INS-000342 or for other Switched Access Services set forth in Technical Reference TR-NWT-000334 are not being met, conduct tests independently or in cooperation with the customer, and take any necessary action to insure that the data parameters are met.

The Telephone Company will maintain existing transmission specifications on functioning service configurations installed prior to the effective date of this tariff except that service configurations having performance specifications exceeding the standards listed in this provision will be maintained at performance levels specified in this tariff.

Acceptance limits are set forth in Technical Reference TR-NWT-000334. This Technical Reference also provides the basis for determining Switched Access Service maintenance limits.

Material formerly appeared in ILL. C.C. No. 15, Section 6.1.8, Pages 141.1 and 141.2.

Issued: February 16, 1996

Effective: April 1, 1996

**By D. H. Gebhardt, Vice Pres. - Reg. Affairs
225 W. Randolph Street
Chicago, Illinois 60606**

ACCESS SERVICE**6. Switched Access Service (Cont'd)****6.1 General (Cont'd)****6.1.9 Trouble Reporting****(A) Trouble Receipt**

The customer's first point of contact (the Telephone Company or the IC) will, upon receipt of the trouble report, be responsible for determining by testing or other means, the source of the customer's trouble. If analyzation or testing indicates the trouble to be in the service provided by a server other than the one taking the report, the holder of the trouble report may refer the trouble report to the appropriate server (the IC or the Telephone Company) or the customer may be referred to the appropriate server.

(B) Sectionalization

The Telephone Company or IC identifying the trouble is responsible to initiate sectionalization to the POT. It is anticipated that the sectionalization could involve cooperative testing and in the interest of maintaining continuity of service, all entities are expected to participate in this activity when requested. This does not include the processing or optional routine test results.

(C) Repair Verification

Repair verification tests, as warranted by the trouble condition found, will be cooperatively performed upon request by the Telephone Company or IC to ensure the service is operational.

6.2 Provision and Description of Switched Access Service Feature Groups

Switched Access Service is provided in various arrangements including four different Feature Group arrangements. The provision of each Feature Group requires Switched Transport services and the appropriate Local Switching functions. In addition, Switched Transport and Local Switching optional features are available as options with the various Feature Groups.

Switched Access Services may also be provided in conjunction with Data Base Services as described in 6.4, following.

There are three specific transmission specifications (i.e., Types A1 and B1) that have been identified for the provision of Feature Groups. The specifications provided are dependent on the Interface Group and the routing of the service, i.e., whether the service is routed directly to the end office or via an access tandem. The parameters for the transmission specifications are set forth in Technical Reference TR-NWT-000334.

Material formerly appeared in ILL. C. C. No. 15, Section 6.1.9, Page 141.2 and Section 6.2, Page 142.

Issued: February 16, 1996

Effective: April 1, 1996

**By D. H. Gebhardt, Vice Pres. - Reg. Affairs
225 W. Randolph Street
Chicago, Illinois 60606**

ACCESS SERVICE**6. Switched Access Service (Cont'd)****6.2 Provision and Description of Switched Access Service Feature Groups (Cont'd)**

Feature Groups are arranged for either originating, terminating or two-way calling, based on the customer end office switching capacity and/or Common Switching Optional Features ordered. Originating calling permits the delivery of calls from Telephone Exchange Service locations to the customer's premises. Terminating calling permits the delivery of calls from the customer's premises to Telephone Exchange Service locations. Two-way calling permits the delivery of calls in both directions, but not simultaneously. The Telephone Company will determine the type of calling to be provided unless the customer requests that a different type of directional calling is to be provided. In such cases, the Telephone Company will work cooperatively with the customer to determine the directionality.

Following are detailed descriptions of each of the available Feature Groups. Each Feature Group is described in terms of its specific physical characteristics and calling patterns, the transmission specifications with which it is provided, the optional features available for use with it and the standard testing capabilities.

6.2.1 Feature Group A (FGA)**(A) Description**

- (1) FGA is provided in connection with Telephone Company electronic and electromechanical end offices. At the option of the customer, FGA is provided on a single or multiple line group basis and is arranged for originating calling only, terminating calling only, or two-way calling.
- (2) FGA provides a line side termination at the first point of switching. The line side termination will be provided with either ground start supervisory signaling or loop start supervisory signaling. The type of signaling is at the option of the customer.
- (3) The Switched Transport service configuration for originating FGA is composed of Entrance Facilities between the customer's premises and its serving wire center and Direct Transport between the serving wire center and the dial tone office. This service configuration is represented by the originating line side services diagram in Section 6.1.3.
- (4) The Switched Transport service configuration for terminating FGA is composed of Entrance Facilities between the customer's premises and its serving wire center, Direct Transport between the serving wire center and the dial tone office and Tandem-Switched Transport between the dial tone office and the terminating end office. This service configuration is represented by the terminating line side services diagram in Section 6.1.3.

Material formerly appeared in ILL. C. C. No. 15, Section 6.2, Page 142 and Section 6.2.1, Page 143.

Issued: February 16, 1996

Effective: April 1, 1996

**By D. H. Gebhardt, Vice Pres. - Reg. Affairs
225 W. Randolph Street
Chicago, Illinois 60606**

ACCESS SERVICE**6. Switched Access Service (Cont'd)****6.2 Provision and Description of Switched Access Service Feature Groups (Cont'd)****6.2.1 Feature Group A (FGA) (Cont'd)****(A) Description (Cont'd)**

- (5) When Entrance Facilities are provided between the serving wire center and a customer-provided private network as defined in 2.6, preceding (i.e., provided to a location other than an interexchange carrier's point of presence or to a Telephone Company provided interstate transport capability), the customer shall provide the connecting facility assignment (CFA) information, using the industry standard Common Language Facility Identification. The CFA must include channel assignment information necessary to connect the FGA service to the private network.
- (6) For existing FGA service that is connected to a private network as defined in 2.6 preceding, and installed prior to March 22, 1995, connecting facility assignment information is not required. This information must be provided if any changes or rearrangements are requested for the existing services.
- (7) The Telephone Company shall select the first point of switching, within the selected MSA, at which the line side termination is to be provided unless the customer requests a different first point of switching and Telephone Company facilities and measurement capabilities are available to accommodate such a request.
- (8) A seven digit local telephone number assigned by the Telephone Company is provided for access to FGA switching in the originating direction. The seven digit local telephone number will be associated with the selected end office switch and is of the form NXX-XXXX.

If the customer requests a specific seven digit telephone number that is not currently assigned, and the Telephone Company can, with reasonable effort, comply with that request, the requested number will be assigned to the customer.

- (9) FGA switching, when used in the terminating direction, is arranged with dial tone start-dial signaling. When used in the terminating direction FGA switching may, at the option of the customer, be arranged for dial pulse or dual tone multifrequency address signaling, subject to availability of equipment at the first point of switching. When FGA switching is provided in a hunt group or uniform call distribution arrangement, all FGA switching will be arranged for the same type of address signaling.
- (10) No address signaling is provided by the Telephone Company when FGA Switching is used in the originating direction. Address signaling in such cases, if required by the customer, must be provided by the customer's end user using inband tone signaling techniques. Such inband tone address signals will not be regenerated by the Telephone Company and will be subject to the ordinary transmission capabilities of the Local Transport provided.

Material formerly appeared in ILL. C. C. No. 15, Section 6.2.1, Pages 143 and 143.1. Added material per Transmittal No. 736.

Issued: February 16, 1996

Effective: April 1, 1996

**By D. H. Gebhardt, Vice Pres. - Reg. Affairs
225 W. Randolph Street
Chicago, Illinois 60606**

ACCESS SERVICE**6. Switched Access Service (Cont'd)****6.2 Provision and Description of Switched Access Service Feature Groups (Cont'd)****6.2.1 Feature Group A (FGA) (Cont'd)****(A) Description (Cont'd)**

(11) FGA switching, when used in the terminating direction, may be used to access valid NXXs in the MSA, local operator service (0- and 0+), Directory Assistance (411 where available and 555-1212), emergency reporting service (911 where available), exchange telephone repair (611 where available) time or weather announcement services of the Telephone Company, community information services of an information service provider, and other customer's services (by dialing the appropriate digits). Charges for FGA terminating calls requiring operator assistance or calls to 611 or 911 will only apply where sufficient call details are available. Additional non-access charges will also be billed on a separate account for (1) an operator surcharge, as set forth in the local exchange tariffs, for local operator assistance (0- and 0+) calls, (2) calls to certain community information services, for which rates are applicable under Telephone Company exchange service tariffs, e.g., 976 (DIAL-IT) Network Services, and (3) calls from the FGA line to another customer's service in accordance with that customer's applicable service rates when the Telephone Company performs the billing function for that customer. For FGA calls to Directory Assistance (411 and 555-1212, whichever is available), Switched Access Service usage rates will not apply. Instead, FGA calls to this service are subject to the Directory Assistance Service per call rates as set forth in 9.7(A) and 9.7(B) following.

All FGA lines ordered on or after October 18, 1987 will be provisioned with Call Denial, as described in 6.3.1(D), unless the customer specifically indicates on the access order that Call Denial is not to be provided.

(12) When a FGA switching arrangement for an individual customer (a single line or entire hunt group) is discontinued at an end office, an intercept announcement is provided. This arrangement provides, for a limited period of time, an announcement that the service associated with the number dialed has been disconnected.

Material formerly appeared in ILL. C. C. No. 15, Section 6.2.1, Pages 144 and 145. Material deleted per Transmittal No. 737.

Issued: February 16, 1996

Effective: April 1, 1996

**By D. H. Gebhardt, Vice Pres. - Reg. Affairs
225 W. Randolph Street
Chicago, Illinois 60606**

ACCESS SERVICE**6. Switched Access Service (Cont'd)****6.2 Provision and Description of Switched Access Service Feature Groups (Cont'd)****6.2.1 Feature Group A (FGA) (Cont'd)****(B) Optional Features****(1) Common Switching Optional Features**

- (a) Call Denial
- (b) Regular Multiline Hunt Group Arrangement (Multiline Hunt Group)
- (c) Nonhunting Number for Use with Hunt Group Arrangement or Uniform Call Distribution Arrangement (Multiline Hunt Group - Individual Access to each port in Hunt Group)
- (d) Service Code Denial
- (e) Uniform Call Distribution Arrangement (Multiline Hunt Group - Uniform Call Distribution Line Hunting)
- (f) Answer Supervision with Line Side Interface
- (g) Central Office Announcement (Multiline Hunt Group - Central Office Announcements)
- (h) Make Busy Arrangements (Make Busy Key)
- (i) Multiline Hunt Group Overflow (Multiline Hunt Group -Overflow)
- (j) Queuing (Multiline Hunt Group - Uniform Call Distribution with Queuing)
- (k) Three Way Call Transfer
- (l) Preferential Hunting (Multiline Hunt Group)
- (m) Circular Multiline Hunt Group Arrangement (Multiline Hunt Group)
- (n) Call Screening
- (o) Direct Inward Dialing

(2) Transport Termination Optional Feature

- (a) Originating operation with ground start supervisory signaling
- (b) Originating operation with loop start supervisory signaling
- (c) Terminating operation with dial pulse address signaling and ground start supervisory signaling
- (d) Terminating operation with dial pulse address signaling and loop start supervisory signaling

Material formerly appeared in ILL. C. C. No. 15, Section 6.2.1, Pages 145.0.1 and 145.1.

Issued: February 16, 1996

Effective: April 1, 1996

**By D. H. Gebhardt, Vice Pres. - Reg. Affairs
225 W. Randolph Street
Chicago, Illinois 60606**

ACCESS SERVICE

6. Switched Access Service (Cont'd)

6.2 Provision and Description of Switched Access Service Feature Groups (Cont'd)

6.2.1 Feature Group A (FGA) (Cont'd)

(B) Optional Features (Cont'd)

(2) Transport Termination Optional Features (Cont'd)

- (e) Terminating operation with dual tone multifrequency address signaling and ground start supervisory signaling
- (f) Terminating operation with dual tone multifrequency address signaling and loop start supervisory signaling
- (g) Two-way operation with dial pulse address signaling and ground start supervisory signaling
- (h) Two-way operation with dial pulse address signaling and loop start supervisory signaling
- (i) Two-way operation with dual tone multifrequency address signaling and ground start supervisory signaling
- (j) Two-way operation with dual tone multifrequency address signaling and loop start supervisory signaling

Material formerly appeared in ILL. C. C. No. 15, Section 6.2.1, Page 145.1.

Issued: February 16, 1996

Effective: April 1, 1996

**By D. H. Gebhardt, Vice Pres. - Reg. Affairs
225 W. Randolph Street
Chicago, Illinois 60606**

ACCESS SERVICE**6. Switched Access Service (Cont'd)****6.2 Provision and Description of Switched Access Service Feature Groups (Cont'd)****6.2.1 Feature Group A (FGA) (Cont'd)****(B) Optional Features (Cont'd)****(3) Switched Transport Optional Features**

- (a) Customer Specified Entry Switch Receive Level
- (b) Supervisory Signaling (as set forth in 6.1.3(A)(3)(a) preceding)

- (4)** Certain other features which may be available in connection with Feature Group A are provided under the Telephone Company's local and/or general exchange service tariffs. These are:

- (a) Bill Number Screening
- (b) Custom Calling Features
- (c) Directory Listings
- (d) IntraMSA extensions

(C) Transmission Specifications

FGA is provided with either Type B or Type C Transmission Specifications. The specifications for the associated parameters are guaranteed to the first point of switching. Type C Transmission Specifications are provided with Interface Group 1 and Type B is provided with Interface Groups 2, 6, 9 and 11. Type DB Data Transmission Parameters are provided with FGA to the first point of switching.

(D) Testing Capabilities

FGA is provided, in the terminating direction where equipment is available, with seven digit access to balance (100 type) test line and milliwatt (102 type) test line. In addition to the tests described in 6.1.6 preceding which are included with the installation of service, additional Cooperative Acceptance Testing and Nonscheduled Testing are available for FGA as set forth in 13.3.4 following.

Material formerly appeared in ILL. C. C. No. 15, Section 6.2.1, Page 146.

Issued: February 16, 1996

Effective: April 1, 1996

**By D. H. Gebhardt, Vice Pres. - Reg. Affairs
225 W. Randolph Street
Chicago, Illinois 60606**

ACCESS SERVICE**6. Switched Access Service (Cont'd)****6.2 Provision and Description of Switched Access Service Feature Groups (Cont'd)****6.2.2 Feature Group B (FGB)****(A) Description**

- (1) FGB, when directly routed to an end office (i.e., provided without the use of an access tandem switch), is provided at appropriately equipped Telephone Company electronic end office switches. When provided via Telephone Company designated electronic access tandem switches, FGB switching is provided at Telephone Company electronic and electromechanical end office switches.
- (2) The Switched Transport service configuration for direct routed FGB is composed of Entrance Facilities between the customer's premises and its serving wire center and Direct Transport between the serving wire center and the end office. If the FGB service is provided via a hubbing location, then the service configuration between the customer's serving wire center and the hub and between the hub and the end office is composed of Direct Transport. These service configurations are represented by the Direct Transport and Hubbed Direct Transport Service diagrams in Section 6.1.3.
- (3) The Switched Transport service configuration for FGB service that is switched through an access tandem is composed of Entrance Facilities between the customer's premises and its serving wire center, Direct Transport between the serving wire center and the tandem and Tandem-Switched Transport between the tandem and the end office. Until July 1, 1998 the customer may select the alternative service configuration of Tandem-Switched Transport between the serving wire center and the end office. Prior to that date, the customer's transport billing option will be changed only at the customer's request. These service configurations are represented by the Tandem-Switched and Direct Transport Tandem Service diagrams in Section 6.1.3. (N)
(N)
- (4) FGB is provided as trunk side switching through the use of end office or access tandem switch trunk equipment.
- (5) FGB switching is provided with multifrequency address signaling in the originating direction and multifrequency or Signaling System Seven (SS7) address signaling in the terminating direction. The SS7 Signaling option requires the customer to purchase Signal Transfer Point Access and Originating Point Code as described in 6.1.3(A)(4)(b). Except for FGB switching provided with the automatic number identification (ANI) or rotary dial station signaling arrangements as set forth in 6.3 following, any other address signaling in the originating direction, if required by the customer, must be provided by the customer's end user using inband tone signaling techniques. Such inband tone address signals will not be regenerated by the Telephone Company and will be subject to the ordinary transmission capabilities of the Local Transport provided.

ACCESS SERVICE

6. Switched Access Service (Cont'd)

6.2 Provision and Description of Switched Access Service Feature Groups (Cont'd)

6.2.2 Feature Group B (FGB) (Cont'd)

(A) Description (Cont'd)

(6) The access code for FGB switching is a uniform access code. The form of the uniform access code is 950-XXXX for customers. These uniform access codes will be the assigned access numbers of all FGB Switched Access Service provided to the customer by the Telephone Company.

(7) FGB switching, when used in the terminating direction, may be used to access valid NXXs in the MSA, time or weather announcement services of the Telephone Company, community information services of an information service provider and other customers' services (by dialing the appropriate digits). When directly routed to an end office, only those valid NXX codes served by that end office may be accessed. When routed through an access tandem, only those valid NXX codes served by end offices subtending the access tandem may be accessed. The customer will also be billed additional non-access charges for calls to certain community information services for which rates are applicable under Telephone Company exchange service tariffs, e.g., 976 (DIAL-IT) Network Service. Additionally, non-access charges will also be billed for calls from a FGB trunk to another customer's service in accordance with that customer's applicable service rates when the Telephone Company performs the billing function for that customer.

Calls in the terminating direction will not be completed to the 950-XXXX access code, local operator assistance (0- and 0+), Directory Assistance (411 and 555-1212), service codes 611 and 911 or 101XXXX access codes. Calls will be completed to Directory Assistance (NPA-555-1212 or 555-1212) when FGB switching is combined with Directory Assistance switching. The combination of FGB Switched Access Service with DA Service is provided as set forth in 9. following. FGB may not be switched, in the terminating direction, to Switched Access Service Feature Groups B and D.

(D)

(8) The Telephone Company will establish a trunk group or groups for the customer at end office switches or access tandem switches where FGB switching is provided. When required by technical limitations, a separate trunk group will be established for each type of FGB switching arrangement provided. Different types of FGB or other switching arrangements may be combined in a single trunk group at the option of the Telephone Company.

ACCESS SERVICE**6. Switched Access Service (Cont'd)****6.2 Provision and Description of Switched Access Service Feature Groups (Cont'd)****6.2.2 Feature Group B (FGB) (Cont'd)****(A) Description (Cont'd)**

- (9) When all FGB switching arrangements are discontinued at an end office and/or in a MSA, an intercept announcement is provided. This arrangement provides, for a limited period of time, an announcement that the service associated with the number dialed has been disconnected.

(B) Optional Features**(1) Common Switching Optional Features**

- (a) Alternate Traffic Routing
- (b) Dual Carrier Tandem Routing
- (c) Up to 7 Digit Outpulsing of Access Digits to Customer
- (d) Make Busy Arrangements (Make Busy Key)
- (e) Signaling System Seven Signaling

(2) Transport Termination Optional Features

- (a) Rotary Dial Station Signaling

(3) Dedicated Access Line Termination Optional Features

- (a) Dialed Number Identification Service (DNIS)

(4) Switched Transport Optional Features

- (a) Customer Specification of Switched Transport Termination
- (b) Customer Specified Entry Switch Receive Level
- (c) Supervisory Signaling (as set forth in 6.1.3(A)(3)(a)preceding)

- (5) Certain other features which may be available in connection with Feature Group B are provided under the Telephone Company's local and/or general exchange service tariffs. These are:

- (a) Bill Number Screening
- (b) Directory Listings

Material formerly appeared in ILL. C. C. No. 15, Section 6.2.2, Page 149. Material deleted per Transmittal No. 830.

Issued: February 16, 1996

Effective: April 1, 1996

By D. H. Gebhardt, Vice Pres. - Reg. Affairs
225 W. Randolph Street
Chicago, Illinois 60606

ACCESS SERVICE

6. Switched Access Service (Cont'd)

6.2 Provision and Description of Switched Access Service Feature Groups (Cont'd)

6.2.2 Feature Group B (FGB) (Cont'd)

(C) Transmission Specifications

FGB is provided with Type B1 Transmission Specifications. The specifications for the associated parameters are guaranteed to the end office when routed directly or to the first point of switching when routed via an access tandem. FGB is provided with Interface Groups 2, 6, 9 and 11. Type DB Data Transmission Parameters are provided with FGB to the first point of switching.

(D) Testing Capabilities

FGB is provided, in the terminating direction where equipment is available, with seven digit access to balance (100 type) test line, milliwatt (102 type) test line, nonsynchronous or synchronous test line, automatic transmission measuring (105 type) test line, data transmission (107 type) test line, loop around test line, short circuit test line and open circuit test line. In addition to the tests described in 6.1.6 preceding which are included with the installation of service, additional Cooperative Acceptance Testing, Cooperative Scheduled Testing, Manual Scheduled Testing and Nonscheduled Testing are available as set forth in 13.3.4 following.

6.2.3

(D)

(D)

ACCESS SERVICE

6. Switched Access Service (Cont'd)

**6.2 Provision and Description of Switched Access Service Feature
Groups (Cont'd)**

6.2.3

(D)

(D)

ACCESS SERVICE

6. Switched Access Service (Cont'd)

6.2 Provision and Description of Switched Access Service Feature Groups (Cont'd)

6.2.3

(D)

(D)

ACCESS SERVICE

6. Switched Access Service (Cont'd)

6.2 Provision and Description of Switched Access Service Feature Groups (Cont'd)

6.2.3

(D)

(D)

ACCESS SERVICE

6. Switched Access Service (Cont'd)

**6.2 Provision and Description of Switched Access Service Feature
Groups (Cont'd)**

6.2.3

(D)

(D)

ACCESS SERVICE

6. Switched Access Service (Cont'd)

**6.2 Provision and Description of Switched Access Service Feature
Groups (Cont'd)**

6.2.3

(D)

(D)

ACCESS SERVICE**6. Switched Access Service (Cont'd)****6.2 Provision and Description of Switched Access Service Feature Groups (Cont'd)****6.2.4 Feature Group D (FGD)****(A) Description**

- (1) FGD is provided at Telephone Company designated electronic end office switches whether routed directly or via Telephone Company designated electronic access tandem switches.
- (2) When FGD service is direct routed to an end office, the Switched Transport service configuration is composed of Entrance Facilities between the customer's premises and its serving wire center and Direct Transport between the serving wire center and the end office. If the FGD service is provided via a hubbing location, then the service configuration between the customer's serving wire center and the hub and between the hub and the end office is composed of Direct Transport. These service configurations are represented by the Direct Transport and Hubbed Direct Transport Service diagrams in Section 6.1.3.
- (3) When FGD service is switched through an access tandem, the Switched Transport service configuration is composed of Entrance Facilities between the customer's premises and its serving wire center, Direct Transport between the serving wire center and the tandem and Tandem-Switched Transport between the tandem and the end office. Until July 1, 1998, the customer may select the alternative service configuration of Tandem-Switched Transport between the serving wire center and the end office. Prior to that date, the customer's billing option will be changed only at the customer's request. These service configurations are represented by the Tandem-Switched and Direct Transport Tandem Service diagrams in Section 6.1.3. (N)
(N)
- (4) FGD is provided as trunk side switching through the use of end office or access tandem switch trunk equipment. The switch trunk equipment is provided with wink start start pulsing signals and answer and disconnect supervisory signaling for MF signaling; when the SS7 signaling option is chosen, there is no inband signaling.
- (5) FGD switching is provided with multifrequency or Signaling System Seven (SS7) address signaling. With multifrequency address signaling, up to 12 digits of the called party number dialed by the customer's end user using dual tone multifrequency or dial pulse address signals will be provided by Telephone Company equipment to the customer's premises where the Switched Access Service terminates. Such address signals will be subject to the ordinary transmission capabilities of the Switched Transport provided.

Issued: March 25, 1998

Effective: March 26, 1998

By D. H. Gebhardt, Vice Pres. - Regulatory Affairs
225 W. Randolph Street
Chicago, Illinois 60606

ACCESS SERVICE

6. Switched Access Service (Cont'd)

**6.2 Provision and Description of Switched Access Service Feature Groups
(Cont'd)**

6.2.4 Feature Group D (FGD) (Cont'd)

(A) Description (Cont'd)

(5) (Cont'd)

With SS7 signaling, up to 12 digits of the called party number dialed by the customer's end user using dual tone multifrequency or dial pulse address signals will be provided by Telephone Company equipment to the customer's designated premises via a Signal Transfer Point Access circuit. The SS7 signaling option requires the customer to purchase Signal Transfer Point Access and Originating Point Codes described in 6.1.3 preceding and the Signal Formulation or Basic Initial Address Message Delivery Option described in 6.3.1 following.

- (6)** FGD Switching, when used in the terminating direction, may be used to access valid NXXs in the LATA, time or weather announcement services of the Telephone Company, community information services of an information service provider, and other customer services (by dialing the appropriate codes) when such services can be reached using valid NXX codes. When directly routed to an end office, only those valid NXX codes served by that office may be accessed. When routed through an access tandem, only those valid NXX codes served by end offices subtending the access tandem may be accessed. The customer will also be billed additional non-access charges for calls to certain community information services, for which rates are applicable under Telephone Company exchange service tariffs, e.g., 976 (DIAL IT) Network Service. Additionally, non-access charges will also be billed for calls from a FGD trunk to another customer's service in accordance with that customer's applicable service rates when the Telephone Company performs the billing function for that customer.

Calls in the terminating direction will not be completed to the 950-XXXX access code, local operator assistance (0- and 0+), Directory Assistance (411 and 555-1212), service codes 611 and 911 or 101XXXX access codes. Calls will be completed to Directory Assistance (NPA-555-1212 or 555-1212) when FGD switching is combined with Directory Assistance switching. The combination of FGD Switched Access Service with DA Service is provided as set forth in 9. following. FGD may not be switched, in the terminating direction, to Switched Access Service Feature Groups B or D.

(D)

ACCESS SERVICE**6. Switched Access Service (Cont'd)****6.2 Provision and Description of Switched Access Service Feature Groups (Cont'd)****6.2.4 Feature Group D (FGD) (Cont'd)****(A) Description (Cont'd)**

- (6) The Telephone Company will establish a trunk group or groups for the customer at end office switches or access tandem switches where FGD switching is provided. FGD with Optional Tandem Signaling requires separate one-way originating and/or one-way terminating trunk groups. Different types of FGD excluding Optional Tandem Signaling or other switching arrangements may be combined in a single trunk group at the option of the Telephone Company.

- (7) The access code for FGD switching is a uniform access code of the form 101XXXX (where end office switches are suitably equipped). These uniform access codes will be the assigned access number of all FGD access provided to the customer by the Telephone Company. In addition, when the customer elects the FGD with 950 Access optional feature described in 6.3.1(T) following, FGD calls may also be originated using the customer's 950-XXXX access code. (C)

When FGD is provided in conjunction with Alternate Card Access service, calls will be originated using the Telephone Company's Alternate Card Access 800 number and the customer's access code which will be of the form XXXX. The customer's access code will be requested from the calling end user after they have dialed the Alternate Card Access 800 number the first time the card is used for an interMSA call. (C)

No access code is required for calls to a customer over FGD Switched Access Service if the end user's telephone exchange service is arranged for presubscription to that customer, as set forth in 4.2 preceding.

When an originating only trunk is restricted from being presubscribed, thus making an access code required, the EARC described in Section 6.1.3(B)(2) will not apply. The restricted trunk must be in a separate trunk group from the nonrestricted trunks.

Where no access code is required, the number dialed by the customer's end user shall be a seven or ten digit number for calls in the North American Numbering Plan (NANP). For international calls outside the NANP, a seven to twelve digit number may be dialed. The form of the numbers dialed by the customer's end user is NXX-XXXX, 0 or 1 + NXX-XXXX, NPA + NXX-XXXX, 0 or 1 + NPA + NXX-XXXX, and, when the end office is equipped for International Direct Distance Dialing (IDDD), 01 + CC + NN or 011 + CC + NN.

Issued: July 30, 1999

Effective: September 14, 1999

By D. H. Gebhardt, Vice President - Regulatory Affairs
225 West Randolph Street
Chicago, Illinois 60606

ACCESS SERVICE

6. Switched Access Service (Cont'd)

6.2 Provision and Description of Switched Access Service Feature Groups (Cont'd)

6.2.4 Feature Group D (FGD) (Cont'd)

(A) Description (Cont'd)

(7) (Cont'd)

When the 101XXXX access code is used, FGD switching also provides for dialing the digit 0 for access to the customer's operator, 911 for access to the Telephone Company's emergency reporting service, or at the customer's option, the end-of-dialing digit (#) for cut-through access to the customer's premises.

(C)

ACCESS SERVICE**6. Switched Access Service (Cont'd)****6.2 Provision and Description of Switched Access Service Feature Groups (Cont'd)****6.2.4 Feature Group D (FGD) (Cont'd)****(A) Description (Cont'd)**

- (8) When the 101XXXX code is used for 1+ traffic from a Telephone Company pay telephone, if the dialed access code is the access code of the IC selected to carry the 0+ and/or 1+ traffic, as described in 4.2(B)(4) preceding, traffic will be routed in the same manner as 1+ traffic. If the dialed access code is that of another IC (casual 1+ carrier), the casual 1+ carrier may elect to have calls routed to its premises as sent-paid coin traffic. If the casual 1+ carrier elects to route the 101XXXX-1+ coin traffic, the IC must order trunks with the Operator Trunk - Full Feature type of transport termination, as set forth in 6.3.2(B). The IC must also be prepared to receive 101XXXX-0+ traffic. The IC may also elect to have 101XXXX-1+ and 101XXXX-0+ traffic routed to a recorded message. (C)
- (9) FGD switching will be arranged to accept calls from telephone exchange service locations without the need for dialing the 101XXXX uniform access code unless the trunk has been restricted from such access. Each telephone exchange service line may be marked with a presubscription code to identify which 101XXXX code its calls will be directed to for interMSA service. Presubscription codes are applied as set forth in 4.2 preceding. (C)

ACCESS SERVICE

6. Switched Access Service (Cont'd)

6.2 Provision and Description of Switched Access Service Feature Groups (Cont'd)

6.2.4 Feature Group D (FGD) (Cont'd)

(A) Description (Cont'd)

(10) When FGD is provided with Public Switched Digital Service, the standard dialing pattern as described in paragraph 6.2.4(A)(6) may be used or, where technical limitations so require, the dialing pattern may be modified as follows. In the originating direction, end users at suitably equipped end user premises may activate the capability in the end office by dialing #56 + 101XXXX + 10 digits, or #56 + 1 + 10 digits when presubscribed to a participating Interexchange Carrier. Customers will be notified of the dialing pattern to be used when service is ordered.

(11) When a customer has had FGB access in an end office and subsequently replaces the FGB access with FGD access, at the mutual agreement of the customer and the Telephone Company, the Telephone Company will, for a period of 90 days, direct calls dialed by the customer's previous FGB access code to the customer's FGD access service. The customer must be prepared to handle both the FGB and FGD signaling on the same trunks. Such calls will be rated as FGD.

(12) **Reserved for Future Use**

(T)
(D)
(D)
(D)

(13) When FGD service is provided for use with a Telecommunications Relay Services Provider Transport facility, as described in Section 6.5, calls will be delivered to any TRS subscriber's carrier of choice that is served by the TRS Access Tandem.

ACCESS SERVICE**6. Switched Access Service (Cont'd)****6.2 Provision and Description of Switched Access Service Feature Groups (Cont'd)****6.2.4 Feature Group D (FGD) (Cont'd)****(B) Optional Features****(1) Common Switching Optional Features**

- (a) Alternate Traffic Routing
- (b) Calling Billing Number Delivery (Automatic Number Identification ANI)
(Calling Billing Number Delivery - FGD Protocol)
- (c) Band Advance Arrangement for Use with Dedicated Access Line Service
- (d) Call Gapping Arrangement(not provided in Illinois)
- (e) Cut-Through
- (f) End Office End User Line Service Screening for use with Dedicated Access Line Service
- (g) Regular Multiline Hunt Group Arrangement for Use with Dedicated Access Line Service (Multiline Hunt Group)
- (h) International Carrier Option
- (i) Nonhunting Number for Use with Hunt Group Arrangement or Uniform Call Distribution (Multiline Hunt Group - Individual Access to each port in Hunt Group)
- (j) Service Class Routing
- (k) Trunk Access Limitation(Not provided)**
- (l) Uniform Call Distribution Arrangement for Use with Dedicated Access Line Service (Multiline Hunt Group - Uniform Call Distribution Line Hunting)
- (m) Feature Group D with 950 Access
- (n) Public Switched Digital Service Switching Capability
- (o) Signaling System Seven (SS7) Signaling
- (p) Signal Formulation#
- (q) Basic Initial Address Message Delivery##
- (r) SS7 Optional Parameters
 - a. Carrier Identification Parameter
- (s) Dual Carrier Tandem Routing

(T)

|

(T)

(T)

For Bundled Local Switching.

For Unbundled Local Switching.

** See Section 15.1.1

Issued: August 27,1996**Effective: August 28,1996**

By D. H. Gebhardt, Vice Pres. - Reg. Affairs
225 W. Randolph Street
Chicago, Illinois 60606

ACCESS SERVICE

6. Switched Access Service (Cont'd)

6.2 Provision and Description of Switched Access Service Feature Groups (Cont'd)

6.2.4 Feature Group D (FGD) (Cont'd)

(B) Optional Features (Cont'd)

(1) Common Switching Optional Features (Cont'd)

- (t) Make Busy Arrangement (Make Busy Key)
- (u) Circular Multiline Hunt Group Arrangements for Use with Dedicated Access Line Service (Multiline Hunt Group)
- (v) Preferential Hunt Group Arrangements for Use with Dedicated Access Line Service (Multiline Hunt Group)
- (w) Called Directory Number Delivery
- (x) Flexible Automatic Number Identification (Flexible ANI Information Digits)

(2) Transport Termination Optional Features

- (a) Operator Trunk, Full Feature Arrangement
- (b) Tandem Signaling

(3) Dedicated Access Line Termination Optional Features

- (a) Dialed Number Identification Service (DNIS)

(4) Switched Transport Optional Features

- (a) Switched Transport Nonchargeable Optional Features
 - (1) Supervisory Signaling (as set forth in 6.1.3(A)(3)(a) preceding).
 - (2) 64 Clear Channel Capability
 - (3) LT-1 Clear Channel Capability

(b) Switched Transport Chargeable Optional Features

- (1) STP Access
- (2) LIDB
- (3) Multiplexing

(5) Certain other features which may be available in connection with Feature Group D are provided under the Telephone Company's local and/or general exchange service tariffs. These are:

- (a) Directory Listings

(D)
(D)
(T)
(T)

ACCESS SERVICE

6. Switched Access Service (Cont'd)

6.2 Provision and Description of Switched Access Service Feature Groups (Cont'd)

6.2.4 Feature Group D (FGD) (Cont'd)

(C) Transmission Specifications

FGD is provided with either Type A1 or Type B1.

- When routed directly to the end office Type B1 is provided.
- When routed to an access tandem Type A1 is provided.
- Type A is provided on the transmission path from the access tandem to the end office.

Type A1 and Type B1 Transmission Specifications are provided with Interface Groups 1, 2, 6, 9, 10 and 11.

Type DA Data Transmission Parameters are provided for the transmission path access tandem and the end office. Type DB Data Transmission Parameters are provided with FGD for the transmission path between the customer's premises and the end office when directly routed to the end office.

(D)
(D)

(D) Testing Capabilities

FGD is provided, in the terminating direction where equipment is available, with seven digit access to balance (100 type) test line, milliwatt (102 type) test line, nonsynchronous or synchronous test line, automatic transmission measuring (105 type) test line, data transmission (107 type) test line, loop around test line, short circuit test line and open circuit test line. In addition to the tests described in 6.1.6 preceding which are included with the installation of service, additional Cooperative Acceptance Testing, Cooperative Scheduled Testing, Manual Scheduled Testing, and Nonscheduled Testing, are available for FGD as set forth in 13.3.4 following.

ACCESS SERVICE

6. Switched Access Service (Cont'd)

6.3 Local Switching Optional Features

Following are descriptions of the various optional features that are available in lieu of, or in addition to, the standard features provided with the Feature Groups.

6.3.1 Common Switching Optional Features

(A) Alternate Traffic Routing

(1) End Office Alternate Routing When Ordered in Trunks

This option provides an alternate routing arrangement for Customers who order in trunks and have access for a particular Feature Group to an end office via two routes: one route via an access tandem and one direct route. The feature allows the Customer's originating traffic from the end office to be offered first to the direct trunk group and then overflow to the access tandem group. It is provided in suitably equipped end offices and is available with Feature Groups B and D.

(2) Multiple Customer Premises Alternate Routing

This option provides the capability of directing originating traffic from an end office (or appropriately equipped access tandem) to a trunk group (the "high usage" group) to a Customer designated premises until that group is fully loaded, and then delivering additional originating traffic (the "overflowing" traffic) from the same end office or access tandem to a different trunk group (the "final" group) to a second Customer designated premises. The Customer shall specify the last trunk CCS desired for the high usage group. It is provided in suitably equipped end office or access tandem switched and is available with Feature Groups B and D.

(D)

(3) Dual Carrier Tandem Routing

This option provides an alternate routing arrangement that allows originating tandem routed traffic to be routed to the Customer premises of another Host Subscriber. The Service User must provide to the Telephone Company the connecting facility assignment (CFA) and the billing account number of the Host Subscriber. Additionally, the Service User must: (i) obtain a letter of authorization for the Shared Network Arrangement from the Host Subscriber, and (ii) provide a written copy of letter of authorization to the Telephone Company if a dispute arises with respect to the authorization for the applicable Services. Alternate routing can be accomplished using either Multiple Customer Premises Alternate Routing, described in (2) above, or Service Class Routing, described in 6.3.1(N), following.

If the host carrier's serving wire center is different from the subtending carrier's serving wire center, both carriers must order Tandem Switched Transport between the end office(s) and the access tandem and Direct Transport from the tandem to both serving wire centers.

ACCESS SERVICE

6. Switched Access Service (Cont'd)

6.3 Local Switching Optional Features (Cont'd)

6.3.1 Common Switching Optional Features (Cont'd)

(B) Calling Billing Number Delivery (Automatic Number Identification ANI)

This option provides the automatic in-band transmission signaling of a seven or ten digit number and information digits to the customer's premises for calls originating in the MSA, to identify the calling station. The ANI* feature is an end office software function which is associated on a call-by-call basis with (1) all individual transmission paths in a trunk group routed directly between an end office and a customer's premises or, where technically feasible, with (2) all individual transmission paths in a trunk group between an end office and an access tandem, and a trunk group between an access tandem and a customer's premises.

The ten digit ANI telephone number is only available with Feature Group D. The ten digit ANI telephone number consists of the Numbering Plan Area (NPA) plus the seven digit ANI telephone number. The ten digit ANI telephone number will be transmitted on all calls except those identified as multiparty line or ANI failure, in which case only the NPA will be transmitted (in addition to the information digit described below).

* The SS7 protocol ANI equivalent is the Charge Number. The Charge Number is contained in the Basic Initial Address Message Delivery common switching optional feature.

ACCESS SERVICE

6. Switched Access Service (Cont'd)

6.3 Local Switching Optional Features (Cont'd)

6.3.1 Common Switching Optional Features (Cont'd)

(B) Calling Billing Number Delivery (Automatic Number Identification ANI) (Cont'd)

(D)
|
(D)

Where ANI cannot be provided, e.g., on calls from four and eight party services, information digits* will be provided to the customer. The information digits identify: (1) telephone number is the station billing number - no special treatment required, (2) multiparty line - telephone number is a four-party line and/or eight-party line and cannot be identified - number must be obtained via an operator or in some other manner, (3) ANI failure has occurred in the end office switch which prevents identification of calling telephone number - must be obtained by operator or in some other manner, (4) hotel/motel originated call which requires room number identification, (5) coinless station, hospital, inmate, etc. call which requires special screening or handling by the customer, and (6) call is an Automatic Identified Outward Dialed (AIOD) call from customer premises equipment. The ANI telephone number is the listed telephone number of the customer and is not the telephone number of the calling party.

These ANI information digits are available with Feature Group D.

(D)

* The SS7 protocol information digits equivalent is the Originating Line Information Parameter (OLIP). The OLIP is contained in the Basic Initial Address Message Delivery Common Switching Optional Feature.

ACCESS SERVICE

6. Switched Access Service (Cont'd)

6.3 Local Switching Optional Features (Cont'd)

6.3.1 Common Switching Optional Features (Cont'd)

(C) Band Advance Arrangement for Use with Dedicated Access Line Service

This option, which is provided in association with two or more Dedicated Access Line Service groups, provides for the automatic overflow of terminating calls to a Dedicated Access Line Service group, when that group has exceeded its call capacity, to another Dedicated Access Line Service group with a band designation equal to or greater than that of the overflowing Dedicated Access Line Service group. This arrangement does not provide for call overflow from a group with a higher band designation to one with a lower one. This option is available with Feature Group D.

(D)

(D) Call Denial on Line or Hunt Group

This option allows for the screening of terminating calls and for the completion of calls only to valid NXXs within the MSA of the FGA dial tone office, 555-1212, 411, 611 and 911. Calls to NPAs and NXXs outside of the MSA, 0-, 0+, 00, 950, 976, 700, 800, 900 and 101XXXX will be routed to a reorder tone or recorded announcement. This feature is provided in all suitably equipped Telephone Company electronic end offices and, where available, in electromechanical end offices. It is available with Feature Group A.

This option will be provided on all new FGA lines ordered on or after October 18, 1987, unless specifically indicated on the access order that it is not desired.

ACCESS SERVICE

6. Switched Access Service (Cont'd)

6.3 Local Switching Optional Features (Cont'd)

6.3.1 Common Switching Optional Features (Cont'd)

(E) Call Gapping Arrangement*

* Not provided in Illinois.

Issued: February 16, 1996

Effective: April 1, 1996

**By D. H. Gebhardt, Vice Pres. - Reg. Affairs
225 W. Randolph Street
Chicago, Illinois 60606**

ACCESS SERVICE

6. Switched Access Service (Cont'd)

6.3 Local Switching Optional Features (Cont'd)

6.3.1 Common Switching Optional Features (Cont'd)

(F) Cut-Through

This option allows end users of the customer to reach the customer's premises by using the end of dialing digit (#). This option provides for connection of the call to the premises of the customer indicated by the 101XXXX code upon receipt of the end of dialing digit (#). The Telephone Company will not record any other dialed digits for these calls. This option is available with Feature Group D where facilities permit.

(G)

(D)

(H)

(D)
(D)

(D)

ACCESS SERVICE

6. Switched Access Service (Cont'd)

6.3 Local Switching Optional Features (Cont'd)

6.3.1 Common Switching Optional Features (Cont'd)

(I) End Office End User Line Service Screening for Use with Dedicated Access Line Service

This option provides the ability, in conjunction with WATS service, to verify that an end user has dialed a called party address which is within the preexisting geographic bands selected by the customer. The called party address is verified by screening the dialed NPA and/or NXX. This option also provides for calls with access codes 101XXXX and 950 and/or 900 and 976 to be blocked and routed to a recorded announcement. Other arrangements, as specified by the customer, may be provided on an individual case basis. This option is provided in all Telephone Company electronic end offices and, where available, in electronic end offices in which Dedicated Access Line Service is provided. It is available with Feature Group D.

(D)

ACCESS SERVICE

6. Switched Access Service (Cont'd)

6.3 Local Switching Optional Features (Cont'd)

6.3.1 Common Switching Optional Features (Cont'd)

(J) Regular Multiline Hunt Group

This feature offers the ability to sequentially access terminals in a hunt group, beginning with the start-hunt terminal until an idle terminal is found or the last terminal number is reached, when the access number of the line group or Dedicated Access Line Service is dialed. If all terminals are busy, a busy tone will be returned to the calling party. This feature is compatible with Central Office Announcement and Queuing. This feature is available in all Telephone Company end offices and for Dedicated Access Line Service where it is available. It is available with Feature Group A, and with Feature Group D for use with a DAL.

(D)

(K)

(D)

(D)

ACCESS SERVICE**6. Switched Access Service (Cont'd)****6.3 Local Switching Optional Features (Cont'd)****6.3.1 Common Switching Optional Features (Cont'd)****(L) International Carrier Option**

This option allows for Feature Group D end offices or access tandem switches equipped for International Direct Distance Dialing to be arranged to forward the international calls of one or more international carriers to the customer (i.e., the Telephone Company is able to route originating international calls to a customer other than the one designated by the end user either through presubscription or 101XXXX dialing). This arrangement requires provision of written verification to the Telephone Company that the customer is authorized to forward such calls. The written verification must be in the form of a letter of agency authorizing the customer to order the option on behalf of the international carrier. This option is only provided at Telephone Company end offices or access tandems equipped for International Direct Distance Dialing. It is available with Feature Group D.

(C)

ACCESS SERVICE

6. Switched Access Service (Cont'd)

6.3 Local Switching Optional Features (Cont'd)

6.3.1 Common Switching Optional Features (Cont'd)

(M) Nonhunting Number for Use with Hunt Group Arrangement or Uniform Call Distribution Arrangement

This option provides an arrangement to access an individual line or an individual Dedicated Access Line within a multiline hunt or uniform call distribution group when the line is idle. When the nonhunting number is dialed and the line is busy, a busy tone is provided. Where available, this feature is only provided in Telephone Company electronic end offices and in the case of Dedicated Access Line Service at those offices where Dedicated Access Line Service is provided. This feature is not compatible with the queuing feature. It is available with Feature Group A and Feature Group D, for use with DALs.

(T)
(D)

(N) Service Class Routing

This option provides the capability of directing originating traffic from an end office to a trunk group to a customer designated premises, based on the line class of service (e.g., coin, multiparty or hotel/motel), service prefix indicator (e.g., 700, 800 or 900). Due to technical limitations, a customer may order no more than four different routes per end office or access tandem for Service Class Routing per Domestic Carrier. International Carriers may order up to four additional routes. It is provided in suitably equipped end office or access tandem switches and is available with Feature Group D.

(D)

(O) Service Code Denial on Line or Hunt Group

This option allows for the screening of terminating calls within the MSA, and for disallowing completion of calls to 0-555 and N11 (e.g., 411, 611, and 911). This feature is provided where available in all Telephone Company electronic end offices and electromechanical end offices. It is available with Feature Group A.

ACCESS SERVICE**6. Switched Access Service (Cont'd)****6.3 Local Switching Optional Features (Cont'd)****6.3.1 Common Switching Optional Features (Cont'd)****(P) Signaling System Seven (SS7) Signaling**

This option provides out of band transmission of SS7 protocol signaling information between the end office switching system or the tandem office switching system and the customer's designated premises. The SS7 signaling option requires the customer to purchase Signal Transfer Point Access and Originating Point Codes described in 6.1.3(A) and the Basic Initial Address Message Delivery option or Signal Formulation option following. This feature is available in SS7 signaling equipped end or tandem offices with Feature Group D and terminating Feature Group B.

(Q) Signal Formulation

This chargeable option provides for the formulation of the Initial Address Message (IAM) and Transaction Capabilities Application Part (TCAP) SS7 messages at an end office or tandem office. IAM Signal Formulation permits the formulation of the same call set-up parameters as Basic Initial Address Message Delivery, and is required by the customer purchasing bundled Local Switching with the SS7 Signaling Optional Feature.

TCAP Formulation provides for the formulation of signaling messages (excludes 800 Access and LIDB TCAP messages) that are non call associated between nodes in the Telephone Company's network or between a Telephone Company node and an interconnecting Telephone Company's node.

Signal Formulation requires the customer to purchase Signal Transfer Point Access and the SS7 Signaling option.

(T)
|
(T)

Issued: January 2, 1998

Effective: January 3, 1998

By D. H. Gebhardt, Vice Pres. - Regulatory Affairs
225 W. Randolph Street
Chicago, Illinois 60606

ACCESS SERVICE**6. Switched Access Service (Cont'd)****6.3 Local Switching Optional Features (Cont'd)****6.3.1 Common Switching Optional Features (Cont'd)****(R) Basic Initial Address Message Delivery**

This option permits the formulation of the following optional SS7 signaling call setup parameters: User Service Information, Called Party Number#, Calling Party Number*, Charge Number#, Originating Line Information*, Transit Network Selection, Carrier Selection, Service Code and Access Transport. The Initial Address Message Delivery option requires the customer to purchase Signal Transfer Point Access and SS7 Signaling option and is required by the customer purchasing unbundled Local Switching.

(S) SS7 Optional Parameters**(1) Carrier Identification Parameter (CIP)**

This chargeable option provides for the transmission of the Carrier Identification Code or the Access Code (101XXXX) to the customer as part of the Basic Initial Address Message (IAM). CIP is available for originating Feature Group D Switched Access Service from suitably equipped SS7 end offices and tandems. The CIP Optional Feature requires the customer to purchase Signal Transfer Point Access and the SS7 Signaling Basic Initial Address Message Delivery Options.

(C)

* Available on a direct SS7 equipped end office connection or a connection to the access tandem when no MF/SS7 signaling interworking occurs.

The MF Called Party Number and Charge Number equivalents are respectively, Called Directory Number Delivery and Automatic Number Identification (ANI).

ACCESS SERVICE

6. Switched Access Service (Cont'd)

6.3 Local Switching Optional Features (Cont'd)

6.3.1 Common Switching Optional Features (Cont'd)

(S) Trunk Access Limitation*

This option provides for the routing of originating 900 service calls to a specified number of transmission paths in a trunk group, in order to limit (choke) the completion of such traffic to the customer. Calls to the designated service which could not be completed over the subset of transmission paths in the trunk group, i.e., the choked calls, would be routed to reorder tone. It is provided in all Telephone Company electronic end offices and where available in electromechanical end offices. It is available with Feature Group D.

(D)

(T) Uniform Call Distribution

This option is available with a multiline hunting arrangement to provide an equal distribution of calls among the available lines in the hunt group or lines in a Dedicated Access Line Service hunt group (DAL). For use with DAL, this is only available out of electronic offices where DAL is available. A Multiline Hunt Group is required with this option. This option can be used with Central Office Announcement, Queuing, and Nonhunting Number features and is available with Feature Group A, and with Feature Group D for use with a DAL.

(D)

(U) Up to 7 Digit Outpulsing of Access Digits to Customer

This option provides for the end office capability of providing up to 7 digits of the uniform access code 950-XXXX to the customer's premises. The customer can request that only some of the digits in the access code be forwarded. The access code digits would be provided to the customer's premises using multifrequency signaling, and transmission of the digits would precede the forwarding of ANI if that feature were provided. It is available with Feature Group B.

(V) Feature Group D with 950 Access

This option provides for the routing of originating calls dialed using a customer's 950-xxxx access code to the customer over Feature Group D trunks, using Feature Group D signaling protocols and technical specifications. The customer must be prepared to differentiate between standard Feature Group D calls and 950-dialed calls delivered over the same trunks. Where technically feasible, this feature is available with Feature Group D. (e.g., as described in AM-TR-OAT-000069, Feature Group D with 950 Access is not available with certain tandem switches when the signaling from the end office to the tandem is MF and the signaling from the tandem to the customer is SS7.)

* Provided in the Ameritech Operating Companies only as a Grandfathered Optional Feature as of July 5, 1987, per Section 15. following.

ACCESS SERVICE**6. Switched Access Service (Cont'd)****6.3 Local Switching Optional Features (Cont'd)****6.3.1 Common Switching Optional Features (Cont'd)****(W) Public Switched Digital Service (PSDS) Switching Capability**

This option allows for a connection between the customer's premises and a suitably equipped end user's premises using end office switching capable of transmitting up to 56 Kbps digital data. The standard dialing pattern described in paragraph 6.2.4(A)(6) may be used, or where technical limitations require the modification of the standard dialing pattern, end users at suitably equipped end user premises can activate the capability in the end office switch by dialing #56 + 101XXXX + 10 digits or, when presubscribed to a participating Interexchange Carrier, #56 + 1 + 10 digits. Customers will be notified of the dialing pattern to be used when service is ordered. PSDS is available only with Feature Group D Switched Access Service, and is provided only from offices designated as PSDS offices by the Telephone Company.

(C)

ACCESS SERVICE

6. Switched Access Service (Cont'd)

6.3 Local Switching Optional Features (Cont'd)

6.3.1 Common Switching Optional Features (Cont'd)

Issued: February 16, 1996

Effective: April 1, 1996

**By D. H. Gebhardt, Vice Pres. - Reg. Affairs
225 W. Randolph Street
Chicago, Illinois 60606**

ACCESS SERVICE

6. Switched Access Service (Cont'd)

6.3 Local Switching Optional Features (Cont'd)

6.3.1 Common Switching Optional Features (Cont'd)

Issued: February 16, 1996

Effective: April 1, 1996

**By D. H. Gebhardt, Vice Pres. - Reg. Affairs
225 W. Randolph Street
Chicago, Illinois 60606**

ACCESS SERVICE**6. Switched Access Service (Cont'd)****6.3 Local Switching Optional Features (Cont'd)****6.3.1 Common Switching Optional Features (Cont'd)****(X) Central Office Announcement**

This option provides the ability for calls to a specific phone number to be routed to a call progress announcement in the Telephone Company's central office. Calls will be routed when the call is not answered within a designated time, as specified by the customer. The announcement will be played only once. This option also requires Queuing option in order to function properly. This option is available with Feature Group A.

(Y) Queuing

This option allows a call to be placed in queue to wait for an available terminal in a multiline hunt group. The maximum number of calls that can be queued is as specified by the customer up to the allowable number for the switch. Calls received after the maximum number of calls has been exceeded will receive a busy tone. When a call is in queue, audible ringing is returned and no further indication is sent to the customer until a terminal completes the call, unless the Central Office Announcement feature has been ordered. This option can also work with Central Office Announcement and Multiline Hunt Group Overflow options. In an office equipped with a DMS100 switch, the Uniform Call Distribution optional feature is also required. This option is available with Feature Group A.

(Z) Three Way Call Transfer

This feature gives the customer the capability of including another end user on an already established call. After establishing the call, the customer may drop his connection without disconnecting the two end users. While the two parties are connected, the FG A access continues to be recorded and will be charged to the customer. In an office equipped with a DMS100 switch, the customer and one end user must be served out of the same central office in order for the customer to drop off the line and keep the two end users connected. This feature is available with Feature Group A.

Material formerly appeared in ILL. C. C. No. 15, Section 6.3.1, Page 171.2.

Issued: February 16, 1996

Effective: April 1, 1996

**By D. H. Gebhardt, Vice Pres. - Reg. Affairs
225 W. Randolph Street
Chicago, Illinois 60606**

ACCESS SERVICE**6. Switched Access Service (Cont'd)****6.3 Local Switching Optional Features (Cont'd)****6.3.1 Common Switching Optional Features (Cont'd)****(AA) Make Busy Arrangements**

This option allows a customer to busy out a group of trunks or lines and to reroute incoming traffic from one group of lines or trunks to another group of lines or trunks, if the customer has more than one group of lines or trunks. This option requires a compatible DNAL as specified in Section 8.3.2. This option is available with Feature Groups A, B and D.

(AB) Multiline Hunt Group Overflow

This feature allows a call that is destined for the customer's multiline hunt group (MLHG), either a regular, circular or preferential hunt group, to be routed to another Feature Group A telephone number, MLHG or Central Office Announcement within the same central office when all lines in a hunt group are busy. This option is available with Feature Group A.

Material formerly appeared in ILL. C. C. No. 15, Section 6.3.1, Page 171.3. Material deleted per Transmittal No. 772.

Issued: February 16, 1996**Effective: April 1, 1996**

**By D. H. Gebhardt, Vice Pres. - Reg. Affairs
225 W. Randolph Street
Chicago, Illinois 60606**

ACCESS SERVICE

6. Switched Access Service (Cont'd)

6.3 Local Switching Optional Features (Cont'd)

6.3.1 Common Switching Optional Features (Cont'd)

(AC) Answer Supervision with Line Side Interface

This feature offers the capability of acknowledging answer supervision on a terminating Feature Group A line. This feature is only available from appropriately equipped offices. This feature is only compatible with the exchange feature call forwarding variable. This feature is available on Feature Group A Service and is further described in technical reference AM-TR-MKT-000071.

(AD) Circular Multiline Hunt Group

This feature offers the ability to sequentially access terminals in a hunt group or a Dedicated Access Line Service group, with the hunt sequence starting over again at the start-hunt terminal if all terminals are busy. If all terminals are busy in the second pass, a busy tone will be returned to the calling party. The features of Central Office Announcement and Queuing are compatible with this feature. This feature is available in all end offices with Feature Group D and use with a DAL at all WATS serving offices.

(D)

(AE) Called Directory Number Delivery

This feature provides the customer with the telephone number to which the call was directed. The 7 or 10 digit number is provided as part of the in-band transmission with MF signaling*. The Called Directory Number Delivery feature is associated on a call-by-call basis with all individual transmission paths in a trunk group routed either from an access tandem or from the originating end office. This option is available with FGD, except when FGD is provided with the 950 Access or Cut-Through features.

(D)

* The SS7 protocol Called Directory Number Delivery equivalent is the Called Party Number. The Called Party Number is contained in the Basic Initial Address Message Delivery common switching optional feature.

ACCESS SERVICE

6. Switched Access Service (Cont'd)

6.3 Local Switching Optional Features (Cont'd)

6.3.1 Common Switching Optional Features (Cont'd)

(AF) Preferential Hunting

This option allows a separate hunting list to be associated with each terminal in a hunt group or a Dedicated Access Line hunt group. When a call is made directly to a busy terminal with a MLHG or a DAL hunt group equipped with preferential hunting, a linear hunt is performed over the special ordered list of preferential hunt terminals. The call will terminate at the first idle terminal in the preferential hunt list. If all of the terminals in the preferential hunt are busy, then a secondary hunt should be conducted over all of the terminals. This hunt sequence will be in the regular hunt sequence, not the preferential list. This feature is not compatible with the Uniform Call Distribution and Nonhunt Number features. Also, this feature is not available from offices served by a 5ESS switch. This feature is available with Feature Group A and Feature Group D for use with a DAL.

(D)

(AG) Flexible Automatic Number Identification (Flex ANI)

The Flex ANI feature is an Optional Switching Feature and enhancement to ANI. The feature is available on inband signaling or in the Originating Line Information Parameter in the Basic Initial Address Message (IAM) Delivery optional feature for SS7 signaling. Flex ANI provides additional values for the Information Indicator (ii) digits that are associated with various classes of service not available with the standard ANI digits. The customer must have ANI in order to have Flex ANI or may order the features simultaneously.

The following ii codes are available:

- 29 Confinement/Detention Facility
- 52 Outward Wide Area Telecommunications
Service (OUTWATS)
- 61 Cellular Service (type 1)
- 70 Private Pay stations
- 93 Access for Private Virtual Network types
of service

All ii codes will be delivered to the customer when Flex ANI is ordered.

The feature is provided per end office, on a Carrier Identification Code (CIC) basis and is available at suitably equipped end offices as described in 5.2 preceding.

ACCESS SERVICE**6. Switched Access Service (Cont'd)****6.3 Local Switching Optional Features (Cont'd)****6.3.1 Common Switching Optional Features (Cont'd)****(AG) Flexible Automatic Number Identification (Flex ANI) Cont'd**

(N)

Customers will be exempt from nonrecurring charges for Flex ANI when the Flex ANI is to provision service to allow for the passing of Flex ANI digits 29 and 70 to the customer for the purpose of identifying calls for which per call compensation will be paid to the Payphone Service Provider, pursuant to the FCC Order on Reconsideration in CC Docket No. 96-128, released November 8, 1996.

(N)

(AH) Call Screening

This option provides the capability of passing call screening digits on all calls that originate from FGA lines. With Call Screening, the FGA Dial Tone office switched translations, associated with the FGA line, generates the ANI information digits of 07 on each call passed. Call Screening is available with Feature Group A service in suitably equipped Telephone Company offices.

(AI) Direct Inward Dialing (DID)

This optional feature provides a two or four wire DID trunk side termination with line treatment at the first point of switching that permits the Dial Tone Central Office Switch to deliver all or part of the called number to the customer premises at the time the call is established. Multifrequency (MF), Dual Tone Multifrequency (DTMF) or Dial Pulse address signaling is used by the Telephone Company to deliver only the called telephone number to the customer premises. No other address signaling will be delivered to the customer premises. The type of signaling utilized depends on the Dial Tone Office switching equipment available. If additional address signaling is required by the customer, it must be provided by the customer's end user using inband tone address signals which will not be regenerated by the Telephone Company and will be subject to the ordinary transmission capabilities of the Switched Transport provided.

The DID optional feature is only available with new FGA or new Circuit Switched Line BSA arrangements and only in the originating direction. The customer must order a DID Termination and the first group of 20 DID numbers to be associated with the DID Termination in addition to FGA service. Additional groups of 20 DID telephone numbers are available. The DID optional feature is only available as a stand alone BSE or optional feature, no other BSEs or optional features can be used in conjunction with it.

Issued: March 16, 1998

Effective: March 17, 1998

By D. H. Gebhardt, Vice Pres. - Regulatory Affairs
225 W. Randolph Street
Chicago, Illinois 60606

ACCESS SERVICE

6. Switched Access Service (Cont'd)

6.3 Local Switching Optional Features (Cont'd)

6.3.2

(D)

(D)

ACCESS SERVICE

6. Switched Access Service (Cont'd)

6.3 Local Switching Optional Features (Cont'd)

6.3.2

(D)

(D)

ACCESS SERVICE

6. Switched Access Service (Cont'd)

6.3 Local Switching Optional Features (Cont'd)

6.3.2 Transport Termination Optional Features (Cont'd)

(B) Operator Trunk - Full Feature

This option provides the operator functions available in the end office to the customer's operator. These functions are (1) Operator Released, (2) Operator Attached, (3) Coin Collect, (4) Coin Return, and (5) Ringback. It is available with Feature Group D and is provided as a trunk type of Transport Termination. This option is not available in combination with Signaling System Seven signaling optional feature.

(C) Rotary Dial Station Signaling

This option provides for the transmission of called party address signaling from rotary dial stations to the customer's premises for originating calls. This option is provided in the form of a specific type of Transport Termination. It is available with Feature Group B, only via Direct Transport Services.

(D) Tandem Signaling

Tandem Signaling provides the Carrier Identification Code (CIC) and the 0ZZ code or SS7 equivalent from Telephone Company end offices to provide alternate tandem switching services. The feature may be provided utilizing Telephone Company provided Direct Transport in separate one-way originating and/or one-way terminating trunk groups as specified in Section 6.1.

(D)

(T)

For originating traffic, the customer ordering the Direct Transport Service, generally, the alternate access tandem provider, will also be the customer for Tandem Signaling. The entity assigned the recorded CIC will be the customer of record for the FGD Switched Access Service.

For terminating traffic, the customer of record may be either the alternate access tandem provider or the entity assigned the recorded CIC whose traffic is routed through the alternate access tandem provider. The alternate access tandem provider will be billed for the total FGD Switched Access terminating traffic when the alternate access tandem provider is the customer of record. When the entity assigned the recorded CIC is the customer of record, the alternate access tandem provider will provide records of terminating traffic that is routed through its switch in Exchange Message Interface (EMI) format for the Telephone Company's use in billing the terminating FGD Switched Access usage to the customer of record. These recordings will be compared with Telephone Company end office terminating recordings. Discrepancies will be negotiated between the Telephone Company and the alternate access tandem provider and adjusted accordingly.

ACCESS SERVICE**6. Switched Access Service (Cont'd)****6.3 Local Switching Optional Features (Cont'd)****6.3.2 Transport Termination Optional Features (Cont'd)****(D) Tandem Signaling (Cont'd)**

The tandem signaling Customer must obtain a letter of authorization from the FGD Customer specifying that their traffic will be routed via an alternate access tandem provider. Additionally, a written copy of the letter of authorization must be furnished to the Telephone Company if a dispute arises with respect to the authorization for the applicable Services. Tandem Signaling can be provided for MF (In-Band) or SS7 (Out-of-Band) Signaling. Customers requiring Tandem Signaling via SS7 must purchase Signal Transfer Point (STP) Access in accordance with 6.1.3 preceding or interconnect to the Telephone Company's SS7 network via a third-party's SS7 Network.

(C)

(C)

800 calls originating at end offices not equipped with the Service Switching Point (SSP) functionality must be routed via the Telephone Company Access Tandem and may not be routed through an alternate access tandem.

Overflow or alternate routing is provided according to 6.3.1 preceding, but the Customer may not use the Telephone Company and the alternate access tandem provider as the primary route for traffic with the same CIC.

(T)

6.3.3 Dedicated Access Line Termination Optional Features**(A) Dialed Number Identification Service (DNIS)**

This option permits a Customer's end user with multiple telephone numbers in the same service group to identify the specific telephone number which was dialed by the calling party. Identification is accomplished by outputting four digits which distinguish the dialed number to the Customer premises equipment at the end user's location. The digits are outputted to the end user premises over the Dedicated Access Line (DAL). All DALs in the same service group must be equipped for DNIS. The number of dialable telephone numbers accessing a service group equipped for DNIS can not exceed the number of DALs in the service group. DNIS is provided with either reverse battery or E&M type supervisory signaling at suitably equipped WATS serving offices.

(T)

(T)

ACCESS SERVICE

6. Switched Access Service (Cont'd)

6.4 Data Base Services

Data Base Services are those services provided using components of the Telephone Company Common Channel Signaling, Signaling System 7 (CCS/SS7) network. Data Base Services can use application software in processing a CCS/SS7 call. Data Base Services can also be used to request and respond to call processing instructions.

6.4.1 800 Service

800 Service, which is available to all customers, is an originating offering which provides a carrier identification function for numbers using the 800 NPA (i.e., 800-NXX-XXXX). The carrier identification function is performed using queries which are routed using the Telephone Company CCS/SS7 network to the Telephone Company Service Control Point (SCP). 800 Service may be provided with Call-Routing Capability, Carrier-ID-Only and/or Number Administration Service options.

(A) 800 Call-Routing Capability

Call-Routing Capability is provided in conjunction with originating Switched Access Services. When a 1-800-NXX-XXXX call is originated by an end user, the Telephone Company will perform the carrier identification function based on the dialed digits to determine the customer location to which the call is to be routed. Once carrier identification has been established, the call will be routed to the customer.

800 service will be provided in conjunction with Feature Group D service.

(D)

For the Call-Routing carrier identification function, all traffic must be routed via a Service Switching Point (SSP) at which that function is available. It is the customer's responsibility to ensure that sufficient Switched Access facilities have been ordered to handle its 800 traffic.

ACCESS SERVICE

6. Switched Access Service (Cont'd)

6.4 Data Base Services (Cont'd)

6.4.1 800 Service (Cont'd)

(A) 800 Call-Routing Capability (Cont'd)

Unless prohibited by technical limitations (e.g., different dialing plans), the customer's 800 traffic may, at the option of the customer, be combined in the same trunk group arrangement with the customer's non-800 traffic. When required by technical limitations, or at the request of the customer, a separate trunk group will be established for 800 traffic.

When 800 traffic is combined in the same trunk group arrangement with other traffic, the 800 traffic will be aggregated with the other traffic for billing purposes. When separate trunk groups are provided for 800 traffic, usage will be billed separately unless aggregation with Feature Group D usage is requested and is technically feasible. (D)

The Call-Routing Capability allows for the following additional functions, at the customer's option:

- POTS Translation: The customer may choose to have either the dialed 800 number or the standard network routing (POTS) number forwarded to the IC premises.
- Routing Options: alternate carrier(s) and/or alternate destination(s) may be identified based on criteria such as time-of-day, day-of-week, specific dates, originating NPA-NXX-XXXX and/or percent allocation. Routing Options also include routing to a single carrier and destination from an area of service which is smaller than an area defined by an NPA-NXX.

In addition to Switched Access per minute of use rates, the Call-Routing Query Charge in 6.9.4(A)(1) applies per 800 query. When the call-routing carrier identification function performed includes POTS Translation and/or Routing Options, the charges in 6.9.4(A)(3) will also apply, per query.

ACCESS SERVICE**6. Switched Access Service (Cont'd)****6.4 Data Base Services (Cont'd)****6.4.1 800 Service (Cont'd)****(B) 800 Carrier-ID-Only**

Customers may choose to launch queries to the Telephone Company SCP using their own CCS/SS7 network to transport part of the signaling. When the carrier identification is provided, the customer may use the information to route toll free traffic using their own network. In these cases, Telephone Company Switched Access services are not used to deliver a call to a carrier.

Customers must purchase Signal Transfer Point Access Service as described in 6.1.3(A)(4)(b) preceding. Customers with networks and/or SSPs located in LATAs not served by the Telephone Company, must order STP Access at the Regional STP in LATA 358 (Chicago, Illinois) for 800 Carrier-ID-Only service. The Telephone Company 800 Data Base will receive and respond to toll free carrier identification requests.

800 Carrier-ID Only data service is for use in routing originating calls and for database queries. This information may not be stored by the customer or any of their customers for future use.

(C)
|
(C)

An Administrative charge applies for each 800 Carrier-ID-Only Access Order and an Originating Point Code (OPC) charge, as set forth in 6.9.1(D), applies for each OPC established. An OPC charge also applies for each OPC added or changed subsequent to the establishment of STP Port Access. A recurring charge, as set forth in 6.9.4(A)(2) will apply for each 800 Carrier-ID-Only query that returns a carrier identification code. When the carrier identification function performed includes POTS translation and/or Routing Options, the charges in 6.9.4(A)(3) will also apply, per query.

Issued: July 1, 1998**Effective: July 2, 1998**

**By D. H. Gebhardt, Vice Pres. - Reg. Affairs
225 W. Randolph Street
Chicago, Illinois 60606**

ACCESS SERVICE

6. Switched Access Service (Cont'd)

6.4 Data Base Services (Cont'd)

(D)

(D)

Issued: August 27, 1999

Effective: October 12, 1999

**By D. H. Gebhardt, Vice President - Regulatory Affairs
225 West Randolph Street
Chicago, Illinois 60606**

ACCESS SERVICE

6. Switched Access Service (Cont'd)

6.4 Data Base Services (Cont'd)

(D)

(D)

Issued: August 27, 1999

Effective: October 12, 1999

**By D. H. Gebhardt, Vice President - Regulatory Affairs
225 West Randolph Street
Chicago, Illinois 60606**

ACCESS SERVICE

6. Switched Access Service (Cont'd)

6.4 Data Base Services (Cont'd)

(D)

(D)

ACCESS SERVICE

6. Switched Access Service (Cont'd)

6.4 Data Base Services (Cont'd)

(D)

(D)

Issued: August 27, 1999

Effective: October 12, 1999

By D. H. Gebhardt, Vice President - Regulatory Affairs
225 West Randolph Street
Chicago, Illinois 60606

ACCESS SERVICE

6. Switched Access Service (Cont'd)

6.4 Data Base Services (Cont'd)

(D)

(D)

Issued: August 27, 1999

Effective: October 12, 1999

**By D. H. Gebhardt, Vice President - Regulatory Affairs
225 West Randolph Street
Chicago, Illinois 60606**

ACCESS SERVICE

6. Switched Access Service (Cont'd)

6.4 Data Base Services (Cont'd)

(D)

(D)

6.5 Telecommunications Relay Services Access

Telecommunications Relay Services (TRS) Access is the access transport service provided by the Telephone Company from the point of termination of a TRS Provider, through the Telephone Company's access tandem, to the point of termination of the TRS subscriber's carrier of choice.

TRS Access Service consists of TRS Provider Transport (TRS-PT) and Feature Group D (FGD) Switched Access Service. TRS-PT is the transport furnished by the Telephone Company between the TRS provider and the TRS Access Tandem. The TRS Access Tandem is the one Telephone Company access tandem, in each state, that the TRS Provider designates as the tandem to which they will deliver all TRS traffic, for that state. The transport between the TRS Access Tandem and the TRS subscriber's carrier of choice is provided via FGD Switched Access Service subject to the rules set forth in Section 2.4.9 preceding. TRS-PT combined with FGD Switched Access Service allows TRS Providers to terminate TRS traffic to the TRS subscriber's carrier of choice.

Issued: October 31, 1997

Effective: November 1, 1997

**By D. H. Gebhardt, Vice Pres. - Reg. Affairs
225 W. Randolph Street
Chicago, Illinois 60606**

ACCESS SERVICE**6. Switched Access Service (Cont'd)****6.5 Telecommunications Relay Services Access (Cont'd)****(A) Telecommunications Relay Services Provider Transport (TRS-PT)**

TRS-PT facilities furnish transport from the TRS Provider's premises to the TRS Access Tandem. The dedicated TRS-PT entrance facility between the TRS Provider's Point of Termination and their serving wire center is provided via the TRS Local Distribution Channel (LDC) rate element. The dedicated interoffice TRS-PT facility between the TRS Provider's serving wire center and the TRS Access Tandem is provided via the TRS Channel Mileage and TRS Channel Mileage Termination rate elements. These rate elements are described in Section 6.1.3 preceding. TRS-PT facilities are for use in conjunction with TRS Access Service only.

TRS-PT facilities provide voice communications via digital transmission operating at a 1.544 Mbps discrete bit rate.

TRS-PT facilities are available with Interface Groups 6, 9 and 11 at the customer premises as described in Section 6.1.3(A)(2). These interfaces are provided with Type A Transmission Specifications as set forth in Technical Reference TR-NWT-000334.

All channels on TRS Provider Transport facilities must be ordered as Switched Access channels with Feature Group D Signaling. The TRS Provider will provide signaling in a two stage originating FGD format. The information supplied in the first stage will be used to select the specific trunk group of the carrier of choice at the TRS Access Tandem. The second stage of the signaling format will include the Automatic Number Identification (ANI) of the TRS end user, as well as the called telephone number. The ANI digits will also identify the call as a TRS call.

The Telephone Company will furnish the TRS-PT facilities for the provisioning of TRS Access based on the TRS-PT rates and charges as described in Sections 6.1.3(E) and 6.8.15.

Material formerly appeared in ILL. C. C. No. 15, Section 6.5, Pages 190 and 190.1.

Issued: February 16, 1996

Effective: April 1, 1996

**By D. H. Gebhardt, Vice Pres. - Reg. Affairs
225 W. Randolph Street
Chicago, Illinois 60606**

ACCESS SERVICE**6. Switched Access Service (Cont'd)****6.6 Obligations of the Telephone Company**

In addition to the obligations of the Telephone Company set forth in 2. preceding, the Telephone Company has certain other obligations pertaining only to the provision of Switched Access Service. These obligations are as follows:

6.6.1 Network Management

The Telephone Company will administer its network to insure the provision of acceptable service levels to all telecommunications users of the Telephone Company's network services. Generally, service levels are considered acceptable only when both end users and customers are able to establish connections with little or no delay encountered within the Telephone Company network. The Telephone Company maintains the right to apply protective controls, i.e., those actions, such as call gapping, which selectively cancel the completion of traffic, over any traffic carried over its network, including that associated with a customer's Switched Access Service. Generally, such protective measures would only be taken as a result of occurrences such as failure or overload of Telephone Company or customer facilities, natural disasters, mass calling or national security demands. The customer will notify the Telephone Company of anticipated peaked services per paragraph 6.7.1(D). Based on the information provided, the Telephone Company will work cooperatively with the customer to determine the appropriate level of control. In the event that the protective controls applied by the Telephone Company result in the complete loss of service by the customer, the customer will be granted a Credit Allowance for Service Interruption as set forth in 2.4.4.(B)(3) preceding.

The Telephone Company will administer its LIDB to insure the provision of acceptable service levels to all customers of the Telephone Company's LIDB Validation Service. During periods of LIDB Validation Service system congestion, an automatic call gapping procedure as described in TR-NWT-001158 will be utilized to control such congestion. The automatic call gapping procedure will tell the switch the gap (how long the switch should wait before sending another query) and the duration (how long the switch should continue to perform gapping). For example, during an overload condition, the automatic call gapping procedure will tell the LIDB when to begin to drop one out of three of the queries received. This call gapping procedure will be applied uniformly to all users of the Telephone Company's LIDB Validation Service.

The Telephone Company maintains the right to invoke manual intervention of the automatic call gapping procedure to preserve the integrity of the network.

Material formerly appeared in ILL. C. C. No. 15, Sections 6.6 and 6.6.1, Page 191.

Issued: February 16, 1996

Effective: April 1, 1996

**By D. H. Gebhardt, Vice Pres. - Reg. Affairs
225 W. Randolph Street
Chicago, Illinois 60606**

ACCESS SERVICE

6. Switched Access Service (Cont'd)

6.6 Obligations of the Telephone Company (Cont'd)

6.6.2 Design and Traffic Routing of Switched Access Service

When ordering Feature Group A (FGA) line side or FGB or FGD trunk side Switched Access Service, the customer, at a minimum, must specify the types of Switched Transport services on which the lines or trunks will be activated (i.e., Entrance Facilities, Direct Transport Services and/or Tandem-Switched Transport Services). When activating new Switched Access Service lines or trunks, the customer must indicate if the facilities on which the lines, trunks or lower speed services are to be activated are new or existing. The customer must specify whether the service is to be originating only, terminating only or two-way.

(D)

ACCESS SERVICE**6. Switched Access Service (Cont'd)****6.6 Obligations of the Telephone Company (Cont'd)****6.6.2 Design and Traffic Routing of Switched Access Service (Cont'd)**

For Switched Access Service, the customer desired line or trunk directionality and/or traffic routing of the Switched Access Service between the customer's premises and the entry switch are determined by the customer's order for service. If the customer orders Feature Group B or Feature Group D routing or directionality different from that determined by the Telephone Company, the Telephone Company will work cooperatively with the customer in determining (1) whether the service is to be routed directly to an end office or through an access tandem switch and (2) the directionality of the service. Additionally, for Feature Group B the customer may order the optional feature Customer Specification of Switched Transport Termination.

6.6.3 Provision of Service Performance Data

Subject to availability, end-to-end service performance data available to the Telephone Company through its own service evaluation routines, may also be made available to the customer based on previously arranged intervals and format. These data provide information on overall end-to-end call completion and non-completion performance, e.g., customer equipment blockage, failure results and transmission performance. These data do not include service performance data which are provided under other tariff sections, e.g., testing service results. If data are to be provided in other than paper format, the charges for such exchange will be determined on an individual case basis.

6.6.4 Trunk Group Measurement Reports

Subject to availability, the Telephone Company will make available trunk group data in the form of usage in CCS, peg count and overflow, to the customer based on previously agreed to intervals.

Material formerly appeared in ILL. C. C. No. 15, Section 6.6.2, Page 192, Section 6.6.3, Page 192.1, and Section 6.6.4, Page 193.

Issued: February 16, 1996**Effective: April 1, 1996**

**By D. H. Gebhardt, Vice Pres. - Reg. Affairs
225 W. Randolph Street
Chicago, Illinois 60606**

ACCESS SERVICE

6. Switched Access Service (Cont'd)

6.6 Obligations of the Telephone Company (Cont'd)

6.6.5 Determination of Number of Transmission Paths

For Switched Access Service, the customer specifies the number of transmission paths in the order for service.

When ordering FGD Switched Access Service in conjunction with Telecommunications Relay Services Provider Transport facilities, the TRS Provider will specify the number of transmission paths in quantities of channels in the order for service.

When ordering FGD Switched Access Service in conjunction with Alternate Card Access service, the customer will specify the number of transmission paths in quantities of trunks in the order for service.

6.6.6 Determination of Number of End Office Transport Terminations

For analog entry switches, a termination will be provided for each transmission path provided. For digital entry switches, an equivalent termination will be provided for each transmission path provided.

Material formerly appeared in ILL. C. C. No. 15, Sections 6.6.5 and 6.6.6, Page 193.

Issued: February 16, 1996

Effective: April 1, 1996

**By D. H. Gebhardt, Vice Pres. - Reg. Affairs
225 W. Randolph Street
Chicago, Illinois 60606**

ACCESS SERVICE

6. Switched Access Service (Cont'd)

6.6 Obligations of the Telephone Company (Cont'd)

6.6.7 Design Blocking Probability

The Telephone Company will design and monitor the facilities used in the provision of Switched Access Service to meet the blocking probability criteria as set forth in (A) through (D) following.

(A) For Feature Groups A and B no design blocking criteria apply.

(B)

(D)

(D)

ACCESS SERVICE

6. Switched Access Service (Cont'd)

6.6 Obligations of the Telephone Company (Cont'd)

6.6.7 Design Blocking Probability (Cont'd)

- (C) For Feature Group D, the design blocking objective for the final group will be no greater than one percent (.01) between the point of termination at the customer's premises and the end office switch, whether the traffic is directly routed without an alternate route or routed via an access tandem. Standard traffic engineering methods as set forth in reference document SR-EOP-000191 Trunk Traffic Engineering Concepts and Applications will be used by the Telephone Company to determine the number of transmission paths required to achieve this level of blocking.
- (D) The design blocking criteria for 500 Access Service and 900 Access Service provided from an end office will be equivalent to that set forth preceding for Feature Group D. (D)
- (E) The Telephone Company will perform routine measurement functions for the capacity ordered, whether ordered in trunks or BHMCs, in accordance with the Telephone Company design blocking criteria to assure that an adequate number of transmission paths are in service. The Telephone Company will recommend that additional capacity (i.e., busy hour minutes of capacity, or trunks) be ordered by the customer when additional paths are required to reduce the measured blocking level. Where design blocking criteria apply, the design blocking objective is assumed to have been met if the routine measurements show that the measured blocking does not exceed the thresholds listed in the following tables.
- (1) For transmission paths carrying only first routed traffic directly between an end office and customer's premises without an alternate route, and for paths carrying only overflow traffic, the measured blocking thresholds are as follows:

ACCESS SERVICE

6. Switched Access Service (Cont'd)

6.6 Obligations of the Telephone Company (Cont'd)

6.6.7 Design Blocking Probability (Cont'd)

(E) (Cont'd)

(1) (Cont'd)

Number of Transmission Paths Per Trunk Group	Measured Blocking Thresholds in the Time Consistent Busy Hour for the Number of Measurements Per Trunk Group			
	15-20 Measurements	11-14 Measurements	7-10 Measurements	3-6 Measurements
2	.070	.080	.090	.140
3	.050	.060	.070	.090
4	.050	.060	.070	.080
5-6	.040	.050	.060	.070
7 or more	.030	.035	.040	.060

- (2) For transmission paths carrying first routed traffic between an end office and a customer's premises via an access tandem, the measured blocking thresholds are as follows:

Number of Transmission Paths Per Trunk Group	Measured Blocking Thresholds in the Time Consistent Busy Hour for the Number of Measurements Per Trunk Group			
	15-20 Measurements	11-14 Measurements	7-10 Measurements	3-6 Measurements
2	.045	.055	.060	.095
3	.035	.040	.045	.060
4	.035	.040	.045	.055
5-6	.025	.035	.040	.045
7 or more	.020	.025	.030	.040

Material formerly appeared in ILL. C. C. No. 15, Section 6.6.7, Pages 195 and 196.

Issued: February 16, 1996

Effective: April 1, 1996

By D. H. Gebhardt, Vice Pres. - Reg. Affairs
225 W. Randolph Street
Chicago, Illinois 60606

ACCESS SERVICE

6. Switched Access Service (Cont'd)

6.6 Obligations of the Telephone Company (Cont'd)

(D)

(D)

ACCESS SERVICE**6. Switched Access Service (Cont'd)****6.7 Obligations of the Customer**

In addition to the obligations of the customer set forth in 2. preceding the customer has certain specific obligations pertaining to the use of Switched Access Service. These obligations are as follows:

6.7.1 Report Requirements

Customers are responsible for providing the following reports to the Telephone Company, when applicable.

(A) Jurisdictional Reports

When a customer orders Switched Access Service for both interstate and intrastate use, the customer is responsible for providing reports as set forth in 2.3.10 preceding. Charges will be apportioned in accordance with those reports. The method to be used for determining the interstate charges is set forth in 2.3.11 preceding.

(B) Code Screening Reports

When a customer orders service class routing it must report the number of trunks and/or the appropriate codes to be instituted in each end office or access tandem switch, for each of the arrangements ordered.

Material formerly appeared in ILL. C. C. No. 15, Sections 6.7 and 6.7.1, Page 197.

Issued: February 16, 1996

Effective: April 1, 1996

**By D. H. Gebhardt, Vice Pres. - Reg. Affairs
225 W. Randolph Street
Chicago, Illinois 60606**

ACCESS SERVICE**6. Switched Access Service (Cont'd)****6.7 Obligations of the Customer (Cont'd)****6.7.1 Report Requirements (Cont'd)****(C) 500 NXX and 900 NXX Code Reports**

When ordering 500 Access Service or 900 Access Service, the customer must report the appropriate NXX code(s) to be instituted in each Telephone Company office at which the customer identification function is performed. The report must be updated by the customer each time a change is scheduled to occur, i.e., when a new code is to be added or an existing code is to be deleted. Such updated reports shall be provided at least 20 business days prior to the effective date of the change in order to allow the Telephone Company sufficient time to implement the change.

(D) Substantial Call Volume Services

When a customer offers services for which a substantial call volume is expected during a short period of time (e.g., media stimulated events), the customer must notify the Telephone Company at least 24 hours in advance of each peak period. For events scheduled during weekends or holidays, the Telephone Company must be notified no later than 5:00 p.m. local time the prior business day. Notification should include the nature, time, duration, and frequency of the event, an estimated call volume, and the NPA NXX and line number(s) to be used.

On the basis of the information provided, the Telephone Company may invoke network management controls if required to reduce the probability of excessive network congestion. The Telephone Company will work cooperatively with the customer to determine the appropriate level of such control.

Failure to provide prescribed notification may result in customer caused network congestion, which could result in discontinuation of service under paragraph 2.2.1 and/or damages under paragraph 2.3.1.

6.7.2 Supervisory Signaling

The customer's facilities shall provide the necessary on-hook off-hook, answer and disconnect supervision.

Material formerly appeared in ILL. C. C. No. 15, Section 6.7.1, Pages 197 and 197.1 and Section 6.7.2, Page 197.1.

Issued: February 16, 1996

Effective: April 1, 1996

**By D. H. Gebhardt, Vice Pres. - Reg. Affairs
225 W. Randolph Street
Chicago, Illinois 60606**

ACCESS SERVICE

6. Switched Access Service (Cont'd)

6.7 Obligations of the Customer (Cont'd)

6.7.3 Trunk Group Measurement Reports

With the agreement of the customer, trunk group data in the form of usage in CCS, peg count and overflow for its end of all access trunk groups, where technologically feasible, will be made available to the Telephone Company. These data will be used to monitor trunk group utilization and service performance and will be based on previously arranged intervals and format.

6.7.4 Design of Switched Access Service

When a customer orders Switched Access Service on a per line or per trunk basis, it is the customer's responsibility to assure that sufficient access services have been ordered to handle its traffic.

6.7.5 Tandem Routed Percent

When a customer orders Direct Transport with overflow to Tandem-Switched Transport Services in conjunction with originating FGB Switched Access services, the customer must provide a Tandem Routed Percent (TRP). The TRP factor will enable the Telephone Company to apportion the customer's usage between direct and tandem routed. The TRP reported by the customer, for each end office, shall be stated as a whole number percentage (number of 0 through 100) which is the customer's best estimate of the proportion of the originating FGB traffic that will be transported via Tandem-Switched Transport Facilities to or from the end office. (D)

The customer, may at their option, provide one TRP for all end offices within the LATA or state. The LATA or state TRP will reflect the proportion of tandem routed traffic for all originating FGB Switched Access Services provided within the LATA or state. (D)

When the customer determines that any currently effective TRP factor is no longer accurate, the customer shall report a revised TRP(s). The revised TRP(s) will become effective on the first day of the next monthly billing which begins at least 15 days after the day on which the customer reports the revised TRP(s) to the Telephone Company. No revision to bills preceding the effective date of the revised TRP(s) will be made based on this report.

If the customer does not provide a TRP factor for an end office as set forth above, the Telephone Company will designate a default TRP factor of one hundred percent (100%).

The requirement for the customer to report a TRP factor expires June 30, 1994. Subsequent to that date, the Telephone Company will work with the customer to calculate the TRP.

ACCESS SERVICE**6. Switched Access Service (Cont'd)****6.8 Rate Regulations**

This section contains the specific regulations governing the rates and charges that apply for Switched Access Service.

6.8.1 Rate Zones

- Rate zones are applicable to LT-1, LT-3 and Tandem-Switched Transport. For LT-1 and LT-3 services installed under an Optional Payment Plan term on or after March 17, 2001, wire center rate zone assignments 1, 2, 3, 4 and 5 can be found in the National Exchange Carrier Association, Inc. (NECA) F.C.C. Tariff No. 4. All other Telephone Company offices are assigned to zone 5. For LT-1 and LT-3 services installed under an Optional Payment Plan term prior to March 17, 2001, wire center rate area assignments are as described in ILL. C.C. NO. 20, Part 4, Section 2. For Tandem-Switch Transport services installed on or after March 17, 2001, wire center rate zone assignments 1, 2, 3, 4 and 5 can be found in the National Exchange Carrier Association, Inc. (NECA) F.C.C. Tariff No. 4. All other Telephone Company offices are assigned to zone 5. For Tandem Switched Transport services installed prior to March 17, 2001, wire center rate area assignments are as described in Ill. C.C. No. 20, Part 4, Section 2. (T)
- Entrance Facility rates are dependent upon the zone assignment of the Serving Wire Center. (T)
- Tandem Switching and Dedicated Tandem Trunk Port rates will be determined by the location of the access tandem.
- Dedicated and Common Multiplexing rates will be determined by the location of the multiplexing arrangement.
- When the offices/wire centers involved are assigned to different rate zones, the transport rates in the higher rate zone will apply to all transport rate elements. For Direct Transport and Tandem-Switched Transport, the rate zone that applies depends on the zone assignments of the offices involved, as follows:

For Direct Transport between a Serving Wire Center and an End Office, the Channel Mileage Termination and Channel Mileage rates are dependent upon the zone assignment of the serving wire center and the end office and will be assessed based on the highest rates zone.

Note: End Office Local Switching rate areas will continue to be found in ILL. C.C. No. 20, Part 4, Section 2.

ACCESS SERVICE**6. Switched Access Service (Cont'd)****6.8 Rate Regulations****6.8.1 Rate Zones (Cont'd)**

For Direct Transport between a Serving Wire Center and an Access Tandem, the Channel Mileage Termination and Channel Mileage rates are dependent upon the zone assignment of the serving wire center and the tandem and will be assessed based on the highest rate zone. (C)
(C)
(C)

For tandem-routed transport ordered on a usage sensitive basis from the End Office to the Access Tandem, the Tandem-Switched Termination and Tandem-Switched Facility rates are dependent upon the zone assignment of the End Office and the Access Tandem and will be assessed based on the highest rated zone. (N)

For tandem-routed transport ordered on a usage sensitive basis from the End Office to the Serving Wire Center, the Tandem-Switched Termination and Tandem-Switched Facility rates are dependent upon the zone assignment of the Serving Wire Center and the End Office and will be assessed based on the highest rates zone. This ordering option expires July 1, 1998.

(N)

6.8.2 Description and Application of Rates and Charges

There are three types of rates and charges that apply to Switched Access Service. These are monthly recurring rates, usage rates and nonrecurring charges. These rates and charges are applied differently to the various rate elements as set forth in (D) following.

(A) Monthly Rates

Monthly rates are flat recurring rates that apply each month or fraction thereof that a specific rate element is provided. For billing purposes, each month is considered to have 30 days.

(B) Usage Rates

Usage rates are rates that apply only when a specific rate element is used. These are applied on a per occurrence (e.g., access minute, message call transferred or query) basis. Usage rates are accumulated over a monthly period.

Material previously appeared on 1st Revised Page 173.1.

Issued: January 2, 1998

Effective: January 3, 1998

By D. H. Gebhardt, Vice Pres. - Regulatory Affairs
225 W. Randolph Street
Chicago, Illinois 60606

ACCESS SERVICE**6. Switched Access Service (Cont'd)****6.8 Rate Regulations (Cont'd)****6.8.2 Description and Application of Rates and Charges (Cont'd)****(C) Nonrecurring Charges^{/1/}****(C)**

Nonrecurring charges are one-time charges that apply for a specific work activity (i.e., installation of new services or rearrangements of installed services). The types of nonrecurring charges that apply for Switched Access Service are: administrative, design and central office connection, customer connection, rearrangement, 500 and 900 Access Service. Certain Optional Features also have separate nonrecurring charges as described in (7) following. Application of nonrecurring charges for service rearrangements is described in (5) following. The application of nonrecurring charges to Data Base Services is described in (8) following. The application of nonrecurring charges for Switched Transport Services is described in (9) following.

(1) Administrative Charge

The Administrative Charge applies any time a customer initiates an order for service. This charge applies once per customer order, as described in Section 5.1 preceding. Administrative Charges for Switched Access service are set forth in 6.9.3 following.

(2) Design and Central Office Connection Charge

The Design and Central Office Connection Charge applies to each service installed, and is charged once per line for line side services. For customers requesting the installation or rearrangement of a single trunk, the Initial Trunk Charge will apply. For trunk side connections with multiple circuits at the same location for the same customer on the same order, with the work being completed at the same time, the Initial Trunk Charge will apply for the first trunk and the Additional Trunk Charge will apply for each additional trunk.

The nonrecurring charges for design and central office connection are set forth in 6.9.3 following.

(3) Customer Connection Charge

The Customer Connection Charge applies to each service installed, and is charged once per line or trunk. The charge applies whether the connection is physically made at the customer's serving office.

The Customer Connection Charge will not apply to each Switched Access Service line or trunk activated on an Entrance Facility unless the customer requests testing of the activated lines or trunks.

/1/ For Services ordered under MVP, refer to Section 19.3(E)(5).

ACCESS SERVICE**6. Switched Access Service (Cont'd)****6.8 Rate Regulations (Cont'd)****6.8.2 Description and Application of Rates and Charges (Cont'd)****(C) Nonrecurring Charges^{/1/} (Cont'd)****(C)**

The nonrecurring charges for customer connection are set forth in 6.9.3 following.

If a single order involves 500 or more lines or trunks at the same location on the same customer requested date, the individual nonrecurring charges for the services provided will not apply, except for the Administrative Charge. The customer will be notified and will be provided with an estimate of the design and installation charges involved based on the specific work to be performed. Such charges will be determined and billed to the customer as follows:

To calculate the labor charges, the Telephone Company will keep track of the labor hours used to meet the request of the customer and bill the customer at the applicable Additional Labor charges as set forth in 13.2.6 following for engineering, and 13.1.1 following for labor and testing.

An estimate of total charges will be provided to the customer, along with a request for authorization to incur the costs. Work will not proceed until authorization is received from the customer. Total charges will not exceed the estimate by more than ten percent, nor will they exceed the standard nonrecurring charges which would otherwise apply.

/1/ For Services ordered under MVP, refer to Section 19.3(E)(5).

ACCESS SERVICE**6. Switched Access Service (Cont'd)****6.8 Rate Regulations (Cont'd)****6.8.2 Description and Application of Rates and Charges (Cont'd)****(C) Nonrecurring Charges^{/1/} (Cont'd)**

(C)

(4) The Switched Optimization Plan (TSOP)

The Switched Optimization Plan (TSOP) is a program to temporarily waive Switched Access nonrecurring charges for certain rearrangement activities.

The nonrecurring charges waived include charges for both Switched Transport facilities and the charges associated with the Switched Access lines or trunks that are provided on Switched Transport facilities.

The Administrative charge will be waived for all rearrangement activities listed below.

Switched Access Service line or trunk nonrecurring Design and Central Office and Customer Connection charges associated with the rearrangement of Switched Access Service lines for trunks provided on Switched Transport facilities will be waived when the customer orders any of the following:

- (a)** Rearranging existing Switched Access Service lines or trunks onto new or existing higher or lower capacity Shared Use Facilities, Entrance Facilities or facilities providing Direct Transport service.
- (b)** Rearranging existing Switched Access Service lines or trunks provided on a Shared Use Facility, Entrance Facility or facility providing Direct Transport service when the facility is rearranged from one port to another port on the same multiplexer.
- (c)** Rehoming Switched Access Service lines or trunks provided on an existing higher speed or subtending lower speed Shared Use Facility, Entrance Facility or facility providing Direct Transport service when the facility is rehomed from one multiplexer to another new or existing multiplexer in the same Central Office.

/1/ For Services ordered under MVP, refer to Section 19.3(E)(5).

Issued: May 10, 2001

Effective: May 11, 2001

By Christy L. Strawman, Vice President - Regulatory Affairs
225 West Randolph Street
Chicago, Illinois 60606

ACCESS SERVICE**6. Switched Access Service (Cont'd)****6.8 Rate Regulations (Cont'd)****6.8.2 Description and Application of Rates and Charges (Cont'd)****(C) Nonrecurring Charges^{/1/} (Cont'd)**

(C)

(4) The Switched Optimization Plan (TSOP) (Cont'd)

Switched Transport facility nonrecurring Design and Central Office and Customer Connection charges associated with the rearrangement of Switched Transport facilities will be waived when the customer orders any of the following:

- (d)** Rearranging an existing Entrance Facility or facility providing Direct Transport service from one port to another port on the same multiplexer.
- (e)** Rehoming an existing higher speed or subtending lower speed Entrance Facility or facility providing Direct Transport service from one multiplexer to another new or existing multiplexer in the same Central Office.
- (f)** Installing a new multiplexed higher or lower capacity Entrance Facility or facility providing Direct Transport service upon which existing lower or higher speed Entrance facilities or facilities providing Direct Transport service will be rehomed.
- (g)** Upgrading or downgrading an existing Entrance Facility or facility providing Direct Transport service to a higher or lower capacity Entrance Facility or facility providing Direct Transport service.

In order to qualify as a rehome in (c), (e) and (f), the order to disconnect at the old Hub and the order to connect at the new Hub must be received by the Telephone Company at the same time, with the same due date, and be related by a Related Purchase Order Number (RPON), which ties together the due dates and order numbers from multiple orders.

In order for the waiver of Switched Access nonrecurring charges to apply, the following conditions must be met:

- (1)** The customer must maintain the same points of termination for the existing services being rearranged or rehomed.
- (2)** The Telephone Company must receive the orders to rearrange, rehome or upgrade services that come under The Switched Optimization Plan nonrecurring charge exemptions by June 30, 1995 with a due date no later than September 30, 1995.

/1/ For Services ordered under MVP, refer to Section 19.3(E)(5).

ACCESS SERVICE**6. Switched Access Service (Cont'd)****6.8 Rate Regulations (Cont'd)****6.8.2 Description and Application of Rates and Charges (Cont'd)****(C) Nonrecurring Charges^{/1/} (Cont'd)****(C)****(4) The Switched Optimization Plan (TSOP) (Cont'd)****Application of TSOP for Customers Rearranging their Services to Switched Expanded Interconnection.**

In addition to the nonrecurring charges waived in (a) through (g) preceding, the Switched Access Service line or trunk and Switched Transport facility nonrecurring charges associated with rearrangements involving interconnectors are also waived under TSOP for the following activities:

- (h)** Rehoming an existing higher speed or subtending lower speed Shared Use Facility on which Switched Access Services ride, Entrance Facility or facility providing Direct Transport service from an Ameritech multiplexer to an interconnection customer's multiplexer located in a Transmission Node (as described in Section 16.1.2) in the same or different central office.
- (i)** Replacing an existing Shared Use Facility on which Switched Access Services ride, Entrance Facility or facility providing Direct Transport service with a Shared Use Facility, Entrance Facility or facility providing Direct Transport services cross-connected via Electrical Cross-Connection (described in Section 16.4) to an Ameritech Interconnection Service (described in Section 16) arrangement located in the same or different central office.
- (j)** In order for the TSOP waiver to apply for (h) and (i) above:
 - (1)** The Ameritech Interconnection Services, described in Section 16, must be approved for Switched Access Services.
 - (2)** The order to disconnect and reconnect the service must be received by the Telephone Company at the same time, with the same due date, and be related by a Related Purchase Order Number (RPON) which ties together the due dates and order numbers from the multiple orders.
 - (3)** The Telephone Company must receive the orders to rearrange, rehome or upgrade services that come under The Switched Optimization Plan nonrecurring charge exemptions by June 30, 1995 with a due date no later than September 30, 1995.

/1/ For Services ordered under MVP, refer to Section 19.3(E)(5).

ACCESS SERVICE**6. Switched Access Service (Cont'd)****6.8 Rate Regulations (Cont'd)****6.8.2 Description and Application of Rates and Charges (Cont'd)****(C) Nonrecurring Charges^{/1/} (Cont'd)**

(C)

(5) Service Rearrangements

Service rearrangements are changes to existing (installed) services which do not result in either a change in the minimum period requirements as set forth in 5.2.5 preceding or a change in the physical location of the point of termination at the customer's premises or the customer's end user's premises. Changes which result in the establishment of new minimum period obligations are treated as disconnects and starts. Changes in the physical location of the point of termination are treated as moves and are described and charged for as set forth in 6.8.6 following.

The charge to the customer for the service rearrangement is dependent on whether the change is "records only" in nature or involves an actual physical change to the service.

The service rearrangement charge will not apply for service rearrangements associated with removing existing, optional local switching features subject to the following criteria. The service must have been in effect as of December 31, 1991; Access Service requests must be received by June 30, 1993; and the rearrangement is to remove existing features or BSEs that are being unbundled. The service rearrangement charge will apply for any rearrangement orders which are received after June 30, 1993 or prior to June 30, 1993 when any additions or other changes or rearrangements are made, except for the removal of existing, optional local switching features.

/1/ For Services ordered under MVP, refer to Section 19.3(E)(5).

ACCESS SERVICE**6. Switched Access Service (Cont'd)****6.8 Rate Regulations (Cont'd)****6.8.2 Description and Application of Rates and Charges (Cont'd)****(C) Nonrecurring Charges^{/1/} (Cont'd)**

(C)

(5) Service Rearrangements (Cont'd)

Certain "records only" changes will be made without charge(s) to the customer. Such changes require the continued provision and billing of the Access Service to the same entity (i.e., customer remains responsible for all outstanding indebtedness for the Access Service). The following are examples of "records only" changes:

- Change of customer name (i.e., the customer of record does not change but rather the customer of record changes its name--e.g., AT&T-Long Lines to AT&T-Communications)
- Change of customer or customer's end user premises address when the change of address is not a result of a physical relocation of equipment,
- Change in billing data (name, address, or contact name or telephone number),
- Change of customer or customer's end user contact name or telephone number,
- Change of Percentage for Interstate Use, and
- Change of Feature Group D ordering basis (from BHMC to trunks or from trunks to BHMC)

The Administrative Charge will apply for the following rearrangements. Only one such charge will apply per order. If the rearrangements are initiated by the Telephone Company, or if the rearrangements are necessary to conform Telephone Company records to MECAB or MECOD requirements for jointly provided services, no charge will apply.

- Change of customer assigned circuit identification
- Change of billing account number, when initiated by the customer
- Change of customer assigned test line number

/1/ For Services ordered under MVP, refer to Section 19.3(E)(5).

Issued: May 10, 2001

Effective: May 11, 2001

By Christy L. Strawman, Vice President - Regulatory Affairs
225 West Randolph Street
Chicago, Illinois 60606

ACCESS SERVICE**6. Switched Access Service (Cont'd)****6.8 Rate Regulations (Cont'd)****6.8.2 Description and Application of Rates and Charges (Cont'd)****(C) Nonrecurring Charges^{/1/} (Cont'd)**

(C)

(5) Service Rearrangements (Cont'd)

- Change of customer of record (i.e., Access Service is provided and billed to a different entity) where no physical relocation or rearrangement of the service is required. For the change of customer of record to be treated as a service rearrangement, the new customer must assume liability for both current and prior charges for the service.
- Rerouting of interoffice facilities from tandem to direct end office routing or end office to tandem routing when all of the following conditions apply:
 - The interoffice facilities must be used to provide trunk side switched transport;
 - All rearrangement orders must identify the existing interoffice facilities and/or trunks to be rearranged on a "one for one" or equivalent basis based on industry accepted engineering standards;
 - The customer must place the order to connect at the tandem or end office at the same time the order is placed to disconnect from the end office or tandem. The due date of the disconnection order can not be more than six months past the due date of the order to install the tandem or end office trunk;
 - The customer must maintain their same Point of Presence (POP) location with the same technical specifications, e.g., interface type; and
 - The Telephone Company must receive the orders to connect at the end office or tandem by May 11, 1995 with a due date no later than November 11, 1995.

/1/ For Services ordered under MVP, refer to Section 19.3(E)(5).

Issued: May 10, 2001

Effective: May 11, 2001

By Christy L. Strawman, Vice President - Regulatory Affairs
225 West Randolph Street
Chicago, Illinois 60606

ACCESS SERVICE

6. Switched Access Service (Cont'd)

6.8 Rate Regulations (Cont'd)

6.8.2 Description and Application of Rates and Charges (Cont'd)

(C) Nonrecurring Charges^{/1/} (Cont'd)

(C)

(5) Service Rearrangements (Cont'd)

For all other rearrangements, including the addition of, or modification to, optional features without separate nonrecurring charges, both the Administrative Charge and the Design and Central Office Connection Charge will apply, except as indicated below. For rearrangements involving changes to optional features associated with Dedicated Access Line Services, the line side type nonrecurring charges will apply.

- When an optional feature is not required on each transmission path, but rather for an entire transmission path group, end office, or access tandem switch, only one Design and Central Office Connection Charge will apply (i.e., it will apply per group or office rather than per transmission path.) The Administrative Charge will also apply.
- When a customer adds the 64 Clear Channel Capability option described in 6.1.3 preceding, the Customer Connection Charge will apply in addition to the Administrative Charge and the Design and Central Office Connection Charge.
- When a customer adds the LT-1 Clear Channel Capability option described in 6.1.3 preceding to an existing LT-1 Direct Transport service, only the nonrecurring charge specified in Section 6.9.3 will apply^{/2/}.
- When a customer adds the LT-1 Clear Channel Capability option to an existing LT-1 Direct Transport service and, at the same time, converts the Feature Group D and/or terminating Feature Group B service provided on that LT-1 Direct Transport service from MF to SS7 signaling, no nonrecurring charges will apply.
- For rearrangements involving the customer specification of transport termination optional features described in Section 6.3.2, the Customer Connection Charge will apply, in addition to the Administrative Charge and the Design and Central Office Connection Charge.

(T)

/1/ For Services ordered under MVP, refer to Section 19.3(E)(5).

/2/ No nonrecurring charges will apply for orders adding LT-1 Clear Channel Capacity to existing LT-1 Direct Transport facilities received by the Telephone Company by July 1, 1994 with a due date no later than December 31, 1994.

(T)

ACCESS SERVICE

6. Switched Access Service (Cont'd)

6.8 Rate Regulations (Cont'd)

6.8.2 Description and Application of Rates and Charges (Cont'd)

(C) Nonrecurring Charges^{/1/} (Cont'd)

(C)

(5) Service Rearrangements (Cont'd)

- If the Priority Restoration (PR) Level is changed on a Telecommunications Service Priority System service, the PR Level Change Charge will apply. The Administrative Charge will also apply.
- When a customer changes Feature Group D and/or terminating Feature Group B service from MF to SS7 signaling only or changes Feature Group D and/or terminating Feature Group B service from MF to SS7 signaling and adds the 64 Clear Channel Capability option, nonrecurring charges will not apply.
- When a customer adds or changes Originating Point Codes and/or Global Title Translations subsequent to the establishment of STP Access, the Administrative Charge will apply.

/1/ For Services ordered under MVP, refer to Section 19.3(E)(5).

Issued: May 10, 2001

Effective: May 11, 2001

By Christy L. Strawman, Vice President - Regulatory Affairs
225 West Randolph Street
Chicago, Illinois 60606

ACCESS SERVICE

6. Switched Access Service (Cont'd)

6.8 Rate Regulations (Cont'd)

6.8.2 Description and Application of Rates and Charges (Cont'd)

(C) Nonrecurring Charges^{/1/} (Cont'd)

(5) Service Rearrangements (Cont'd)

- The Service Class Routing - Translations Only Rearrangements charge will apply for the addition or deletion of, or modification to Service Class Routing on existing trunks, as described in 6.3.1(N) preceding. The charge application is set forth in Section 6.9.3(A). The Administrative charge will also apply per service order.
- The CIC Code Level/Alternate Routing - Translations Only Rearrangements charge will apply as set forth in Section 6.9.3(A) for changes in CIC Codes and/or Alternate Traffic Routing as described in Section 6.3.1(A) and for the addition of, modification to or the deletion of common switching features on existing trunks. Examples of these common switching features are:
 - Called Billing Number Delivery (ANI) - as described in Section 6.3.1(B)
 - International Dialing - as described in Section 6.3.1(L)
 - Cut-Through - as described in Section 6.3.1(F)
 - Feature Group D with 950 Access - as described in Section 6.3.1(T)

This charge also encompasses CIC Code changes for Feature Group B and D trunks.

(D)

The Administrative charge will also apply per service order.

- A Design and Central Office Connection charge will apply per CIC code, per trunk group, per end office and/or tandem as applicable. For example, the Design and Central Office Connection charge will apply:
 - per CIC code, per trunk group, per end office if translation rearrangements are required at the end office as in the case of direct trunked traffic.
 - per CIC code, per trunk group, per tandem and per sub-tending end office(s) when traffic is carried over a two-way tandem switched trunk group.
 - per CIC code, per trunk group, per tandem in the case of terminating-only Feature Group B traffic that is tandem switched using a one-way trunk group.

In the case where one customer's service is carried over another customer's trunks, the latter's trunk type will determine the charges to be applied.

/1/ For Services ordered under MVP, refer to Section 19.3(E)(5).

ACCESS SERVICE

6. Switched Access Service (Cont'd)

6.8 Rate Regulations (Cont'd)

6.8.2 Description and Application of Rates and Charges (Cont'd)

(C) Nonrecurring Charges^{/1/} (Cont'd)

(C)

(5) Service Rearrangements (Cont'd)

The Design and Central Office Connection charge will apply as depicted:

	Per CIC Code	Per Trunk Group	Per End Office	Per Tandem Office
Tandem Switched Two-way Trunk	X	X	X	X
One-way Trunk Originating	X	X	X	X
Terminating	X	X		X
Direct Trunk	X	X	X	

- If the customer orders a Translations Only Rearrangements combination of a Service Class Routing rearrangement and one or more of the rearrangement activities that are assessed the CIC Code Level/Alternate Routing charge, only the Service Class Routing rearrangements charge as set forth in Section 6.9.3(A) and the Administrative Charge will apply under the following conditions.
 - All the rearrangement activities are performed within the same trunk group
 - All the rearrangement activities are ordered on the same order
 - All the rearrangement activities have the same due date
- When the customer requests trunk group rearrangements that only require software translations work, such as transferring trunks from one existing trunk group to another existing trunk group between the same points, then the Software Translations Trunk Rearrangements charge will apply as set forth in Section 6.9.3(A). The Administrative Charge will also apply.

/1/ For Services ordered under MVP, refer to Section 19.3(E)(5).

Issued: May 10, 2001

Effective: May 11, 2001

By Christy L. Strawman, Vice President - Regulatory Affairs
225 West Randolph Street
Chicago, Illinois 60606

ACCESS SERVICE**6. Switched Access Service (Cont'd)****6.8 Rate Regulations (Cont'd)****6.8.2 Description and Application of Rates and Charges (Cont'd)****(C) Nonrecurring Charges^{/1/} (Cont'd)**

(C)

(5) Service Rearrangements (Cont'd)

- If, due to technical limitations of the Telephone Company a customer could not combine its 500 Access Service traffic, 800 traffic and/or 900 Access Service traffic with its other trunk side Switched Access Services, no charge shall apply to combine these trunk groups when it becomes technically possible.

(6) 500 Access Service Changes

A nonrecurring charge as specified in 6.9.3(B) following applies to each change involving the additions or deletions of 500 NXX codes to be routed to a customer in the operating territory of the Telephone Company. For each Telephone Company end office switch or access tandem in which translation changes are required to route 500 NXX calls to the customer, a one-time charge applies.

A nonrecurring charge as specified in Section 6.9.3(B) following applies for the activation of the 0+ Option. This charge will be assessed for each Telephone Company end office or access tandem in which translations changes are required to activate the 0+ Option. This charge is in addition to any applicable 500 Access Service nonrecurring charges.

Additional charges apply for the initial loading of each 500 NXX code required to establish service and to any subsequent changes to these codes. If the changed 500 NXX codes are used for both interstate and intrastate 500 Access Service, the Percentage for Interstate Use (PIU) will apply per Section 2.3.11. The Administrative Charge will also apply. The Design and Central Office Connection and Customer Connection Charges will not apply.

/1/ For Services ordered under MVP, refer to Section 19.3(E)(5).

Issued: May 10, 2001

Effective: May 11, 2001

By Christy L. Strawman, Vice President - Regulatory Affairs
225 West Randolph Street
Chicago, Illinois 60606

ACCESS SERVICE**6. Switched Access Service (Cont'd)****6.8 Rate Regulations (Cont'd)****6.8.2 Description and Application of Rates and Charges (Cont'd)****(C) Nonrecurring Charges^{/1/} (Cont'd)**

(T)(C)

(7) 900 Access Service Changes

A nonrecurring charge as specified in 6.9.3(B) following applies to each change involving the additions or deletions of 900 NXX codes to be routed to a customer in the operating territory of the Telephone Company. For each Telephone Company end office switch or access tandem in which translation changes are required to route 900 NXX calls to the customer, a one-time charge applies.

A nonrecurring charge as specified in Section 6.9.3(B) following applies for the activation of the 0+ Option. This charge will be assessed for each Telephone Company end office or access tandem in which translations changes are required to activate the 0+ Option. This charge is in addition to any applicable 900 Access Service nonrecurring charges.

Additional charges apply for the initial loading of each 900 NXX code required to establish service and to any subsequent changes to these codes. If the changed 900 NXX codes are used for both interstate and intrastate 900 Access Service, the Percentage for Interstate Use (PIU) will apply per Section 2.3.11. The Administrative Charge will also apply. The Design and Central Office Connection and Customer Connection Charges will not apply.

/1/ For Services ordered under MVP, refer to Section 19.3(E)(5).

ACCESS SERVICE**6. Switched Access Service (Cont'd)****6.8 Rate Regulations (Cont'd)****6.8.2 Description and Application of Rates and Charges (Cont'd)****(C) Nonrecurring Charges^{/1/} (Cont'd)**

(C)

- (8) Nonrecurring charges apply to establish certain Optional Features. These nonrecurring charges apply in addition to any other nonrecurring charges associated with the installation of the associated services. The charge applies whether the optional feature is installed coincident with the initial installation of service or at any time subsequent to the installation of service.

The optional features for which nonrecurring charges apply are:

Central Office Announcement
Make Busy Arrangement
Queuing
Call Detail Recording
Flexible Automatic Number Identification (Flexible ANI)
Signal Transfer Point Access
Line Information Data Base Service
Tandem Signaling

(9) Data Base Services**(1) 800 Service**

Nonrecurring charges as specified in 6.9.4 following apply to establish or change call routing and customer information for each ten digit 800 number (i.e., 800-NXX-XXXX). One charge applies per number ordered. To establish a new 800 number, the 800 Number Activation Charge applies. For changes in routing information consisting of identification of a single carrier for existing 800 numbers, the 800 Number Basic Change Charge applies. For 800 number activations or changes involving POTS Translations, Routing Options and/or Specialized Area of Service, the associated charges will apply, in addition to the 800 Number Activation charge or the 800 Number Basic Change charge. If the 800 number may be used for both interstate and intrastate 800 Access Service, the Percentage for Interstate Use (PIU) will apply per Section 2.3.11. The Administrative Charge, Design and Central Office Connection Charge and the Customer Connection Charge do not apply.

/1/ For Services ordered under MVP, refer to Section 19.3(E)(5).

ACCESS SERVICE**6. Switched Access Service (Cont'd)****6.8 Rate Regulations (Cont'd)****6.8.2 Description and Application of Rates and Charges (Cont'd)****(C) Nonrecurring Charges^{/1/} (Cont'd)**

(C)

(9) Data Base Services (Cont'd)**(1) 800 Service (Cont'd)**

For 800 Service using the 800 Carrier-ID-Only function, an Administrative Charge applies for each 800 Service Carrier-ID-Only Access Order and an Originating Point Code (OPC) charge as set forth in 6.9.1(D) applies for each OPC established. An OPC charge also applies for each OPC added or changed subsequent to the establishment of STP Port Access.

(2) Responsible Organization Identification (Resp Org ID) Service

A nonrecurring Resp Org ID Activation Charge, as set forth in 6.9.4(B) following, applies for each customer security code provided. The Administration Charge set forth in 6.9.3(A) will also apply, per order.

(10) Switched Transport Services**(a) Administrative Charge**

Switched Transport Services Nonrecurring Charges will not apply when the customer initiates the order for Voice Grade Switched Transport Service concurrent with the Feature Group A Switched Access Service.

(b) Design and Central Office Connection Charge

A Design and Central Office Connection Charge is applied to each Switched Transport service provided on a per facility basis. A separate Design and Central Office Connection Charge also applies for each lower speed Switched Transport service provided on a channelized higher speed Switched Transport service. In addition, the Switched Access Services Design and Central Office Connection Charge as specified in Section 6.8.1(C)(2) preceding applies to each Switched Access Service line or trunk activated on a Switched Transport service.

/1/ For Services ordered under MVP, refer to Section 19.3(E)(5).

ACCESS SERVICE**6. Switched Access Service (Cont'd)****6.8 Rate Regulations (Cont'd)****6.8.2 Description and Application of Rates and Charges (Cont'd)****(C) Nonrecurring Charges^{/1/} (Cont'd)**

(C)

(10) Switched Transport Services (Cont'd)**(b) Design and Central Office Connection Charge (Cont'd)**

The Design and Central Office Connection Charge is applied once for both the Direct Transport service or Tandem-Switched Transport service and the associated Entrance Facility when the two facilities are provided at the same time, operating at the same speeds and are provisioned as a single circuit between the customer's premises and the end office, hub or access tandem.

The Design and Central Office Connection Charge is applied separately, once for the Entrance Facility and once for the Direct Transport service or Tandem-Switched Transport service when the services are not provisioned at the same time or the services operate at different transmission speeds.

The Design and Central Office Connection Charge for Entrance Facilities, Direct Transport Services and Tandem-Switched Transport Services varies depending on the transmission speed of the services as set forth in 6.9.6 following.

(c) Customer Connection Charge

A Customer Connection Charge is applied on a per point of termination basis to each Entrance Facility installed.

The Customer Connection Charge varies depending on the transmission speed of the Entrance Facility. The Customer Connection nonrecurring charges for Entrance Facilities are set forth in 6.9.6 following.

/1/ For Services ordered under MVP, refer to Section 19.3(E)(5).

ACCESS SERVICE

6. Switched Access Service (Cont'd)

6.8 Rate Regulations (Cont'd)

6.8.2 Description and Application of Rates and Charges (Cont'd)

(C) Nonrecurring Charges^{/1/} (Cont'd)

(11) Service Guarantees

Switched Trunk Installation/Rearrangement Guarantee

If, in the process of installing or rearranging Feature Group B or D trunking, the Telephone Company fails to meet the installation interval service date (as specified in Ameritech Interval Guide Publication AM-TR-MKT-000066) or is responsible for a switch translation error(s), the Company will credit the applicable Administrative and Design and Central Office Connections Charges and/or Customer Connection Charges associated with the service order.

(D)

Switched Transport Installation Interval Guarantee

A failure to meet the installation interval service date for LT-1 or LT-3 Switched Access Transport services (as specified in Ameritech Interval Guide Publication AM-TR-MKT-000066), will result in a customer credit of the nonrecurring charges, (Administrative, Design and Central Office and Customer Connection) billed to the customer for that service, where the responsibility for the failure is solely the Ameritech Operating Companies:

The installation guarantees do not apply to any installations involving the following circumstances:

1. Other Telephone Companies are designated as the billing company as set forth in Section 2.4.7 preceding or Ameritech is the billing company as set forth in 2.4.7(B)(3) and 2.4.7(B)(4) preceding.
2. The customer's premises is inaccessible.
3. The customer changes interface requirements.
4. The customer is not ready to accept service.
5. Building facilities are not ready (includes space, cable support structure, building risers and entrance facilities to be provided by builder or owner or owner's subcontracted vendors).
6. The customer orders termination beyond the Network Interface.

/1/ For Services ordered under MVP, refer to Section 19.3(E)(5).

ACCESS SERVICE**6. Switched Access Service (Cont'd)****6.8 Rate Regulations (Cont'd)****6.8.2 Description and Application of Rates and Charges (Cont'd)****(C) Nonrecurring Charges^{/1/} (Cont'd)****(12) Temporary Waiver of Nonrecurring Charges**

Nonrecurring charges associated with the conversion of a customer's tandem switched transport to direct trunked transport or with the disconnection of over-provisioned trunks resulting from such conversion will be waived in compliance with the Commission's First Report and Order in Access Charge Reform, CC Docket No. 96-262, FCC 97-156, released May 22, 1997.

Nonrecurring charges that will be waived include charges for both Switched Transport facilities and the charges associated with the Switched Access trunks that are provided on Switched Transport facilities. In addition, the nonrecurring charges associated with new Direct Transport Service from the existing tandem office to the existing serving Wire Center or from a tandem's subtending end office to the existing serving wire center for the purpose of maximizing the customer's network efficiency will be waived.

In order for the waiver of nonrecurring charges to apply, the Telephone Company must receive the orders to rearrange, rehome or upgrade services no later than January 1, 1999.

/1/ For Services ordered under MVP, refer to Section 19.3(E)(5).

ACCESS SERVICE

6. Switched Access Service (Cont'd)

6.8 Rate Regulations (Cont'd)

6.8.2 Description and Application of Rates and Charges (Cont'd)

(D) Application of Rates

The Residual Charge, the CAP Transport Residual Credit, Local Switching and the Information Surcharge rates are applied as premium rates. (D)

Rates for Switched Transport Entrance Facilities, Direct Transport services, Tandem Switched Transport and Data Base Services are applied equally to all customers. (D)

The specific application of premium rates for a specific customer is dependent upon the type of service. Rates for optional features apply equally to all customers regardless of the type of office with which they are associated. (D)
(D)
(D)

The bundled Local Switching rate will apply for customers choosing to retain bundled switched access services and the Unbundled Local Switching rate will apply for customers choosing the unbundled option as described in Section 5.2. (D)
(D)
(D)
(T)

ACCESS SERVICE

6. Switched Access Service (Cont'd)

6.8 Rate Regulations (Cont'd)

6.8.2 Description and Application of Rates and Charges (Cont'd)

(D) Application of Rates (Cont'd)

The rules for applying premium rates are. (D)

(1) Premium rates apply to all FGD access minutes (including 800 traffic), to all FGA, FGB, 500 Access Service and 900 Access Service access minutes that originate from or (for FGA and FGB) terminate at end offices. (D)

(2) Reserved for Future Use (T)
(D)

(3) Reserved for Future Use (T)
(D)

ACCESS SERVICE

6. Switched Access Service (Cont'd)

6.8 Rate Regulations (Cont'd)

6.8.2 Description and Application of Rates and Charges (Cont'd)

(D) Application of Rates (Cont'd)

(3) Reserved for Future Use

(T)

(D)

ACCESS SERVICE

6. Switched Access Service (Cont'd)

6.8 Rate Regulations (Cont'd)

6.8.2 Description and Application of Rates and Charges (Cont'd)

(D) Application of Rates (Cont'd)

(3) Reserved for Future Use

(T)
(D)

ACCESS SERVICE

6. Switched Access Service (Cont'd)

6.8 Rate Regulations (Cont'd)

6.8.2 Description and Application of Rates and Charges (Cont'd)

(D) Application of Rates (Cont'd)

(4) Tandem-Switched Transport Rate Application

Tandem-Switched Transport rates are usage sensitive and are applied equally to all customers except as noted in herein. Tandem-switched transport rate elements are billed as Originating, Terminating to Telephone Company's own end office and Terminating to non-Telephone Company 3rd party locations based on call recordings. Non-Telephone Company 3rd party locations are all offices or other locations not owned by the Telephone Company. Examples of 3rd party locations include terminations to other local exchange and wireless carriers. The rate application for the Tandem-Switched Transport rate elements is as follows:

(N)
(N)
(N)
(N)
(N)
(N)

(a) Tandem-Switched Termination Rate

The Tandem-Switched Termination rate is assessed to all switched access minutes that are transported over Tandem-Switched Transport Services, except where Tandem-Switched Transport Services originate or terminate to a Class 4/5 switch.

ACCESS SERVICE**6. Switched Access Service (Cont'd)****6.8 Rate Regulations (Cont'd)****6.8.2 Description and Application of Rates and Charges (Cont'd)****(D) Application of Rates (Cont'd)****(4) Tandem-Switched Transport Rate Application (Cont'd)****(b) Tandem Switched Facility Rate**

The Tandem-Switched Facility rate is assessed on a per minute per mile basis to all switched access minutes that are transported over Tandem-Switched Transport Services.

For purposes of determining Tandem-Switched Facility mileage, distance will be measured as set forth in Section 6.8.12 following.

(c) Tandem Switching Rate

The Tandem Switching rate is assessed on a per access minute basis for all switched access minutes that are transported over Tandem-Switched Transport Services and are switched at a Telephone Company access tandem switch.

The Tandem Switching rate will not apply to access minutes that originate or terminate at the end office part of a Class 4/5 switch.

The Tandem Switching rate will not apply to Tandem-Switched Transport provided in conjunction with FGA Switched Access Service.

The rates for Tandem-Switched Termination, Tandem-Switched Facility and Tandem Switching are set forth in Section 6.9.1 following.

(D)
|
(D)
(C)

ACCESS SERVICE**6. Switched Access Service (Cont'd)****6.8 Rate Regulations (Cont'd)****6.8.2 Description and Application of Rates and Charges (Cont'd)****(D) Application of Rates (Cont'd)****(5) Entrance Facility and Direct Transport Service Rate Application**

Switched Transport Entrance Facilities and Direct-Trunked Transport Services are provided via transmission facilities operating at three different transmission speeds. For Entrance Facilities and Direct-Trunked Transport Facilities these are Voice Grade (300 to 3000 Hz), LT-1 (1.544 Mbps) and LT-3 (44.736 Mbps). There are three levels of Direct-Trunked Transport Facility rates corresponding to the available transmission speeds. Virtual Direct-Trunked Transport Services are only available via transmission facilities operating at 1.544 Mbps and are offered at the same rate as LT-1 Direct-Trunked Transport Services.

(a) Entrance Facilities

One flat monthly Entrance Facility charge applies per customer designated premises at which an Entrance Facility channel is terminated. This charge will apply even if the customer designated premises and the serving wire center are located in the same building.

(b) Direct Transport Services

The Direct Transport rate category is composed of two flat rated monthly recurring rate elements. These are the Direct Transport Channel Mileage Termination and the Direct Transport Channel Mileage rate elements.

One Direct Transport Channel Mileage Termination charge applies per end of the Channel Mileage that terminates in the Telephone Company's serving area. The Channel Mileage Termination charge does not apply to Direct Transport circuits if the customer's serving wire center and the end office are in the same central office.

The Direct Transport Channel Mileage charge applies per mile of interoffice transport provided over Direct Transport services. The Channel Mileage charge does not apply to Direct Transport circuits if the interoffice mileage is zero. The mileage measurement for determining the monthly rate for Direct Transport Channel Mileage is specified in Section 6.8.12.

Material formerly appeared in ILL. C. C. No. 15, Section 6.8.1, Pages 204 and 205.

Issued: February 16, 1996

Effective: April 1, 1996

**By D. H. Gebhardt, Vice Pres. - Reg. Affairs
225 W. Randolph Street
Chicago, Illinois 60606**

ACCESS SERVICE

6. Switched Access Service (Cont'd)

6.8 Rate Regulations (Cont'd)

6.8.2 Description and Application of Rates and Charges (Cont'd)

(D) Application of Rates (Cont'd)

(5) Entrance Facility and Direct Transport Service Rate Application
(Cont'd)

(b) Direct Transport Services (Cont'd)

The rates for Entrance Facilities, Direct Transport Channel Mileage Terminations and Direct Transport Channel Mileage are set forth in Section 6.9.6 following.

(6) Optional Payment Plan (OPP) for LT-1 and LT-3 Switched Transport Services

(a) General

The Optional Payment Plan is a provision that allows a customer to select LT-1 and LT-3 Entrance Facilities, Direct Transport and Multiplexing Service over a 12, 36 or 60 month^{/1/} payment period. Monthly rates for service installed under this Payment Plan will change as Telephone Company initiated rate charges become effective but during the OPP term will not exceed the monthly rate in effect at the beginning of the customer's OPP term. (C)

During the term of the selected OPP, Telephone Company initiated rate changes (increases or decreases) will automatically be applied to the monthly payments for the remaining months of the current OPP term. But in no case will any rate change cause the monthly rate during the OPP term to exceed that in effect at the beginning of the customer's OPP term.

LT-3 OPP Entrance Facilities with an Optical Interface are composed of two rate elements, LT-3 Service Packages (SP) and LT-3 Service Channels (SC) as described in 6.8.2(D)(6)(f) following. LT-1 and LT-3 Switched Transport Service rates and charges for which the OPP is available are listed in 6.9.1 and 6.9.6 following.

Customers subscribing to the OPP will be subject to nonrecurring charges as specified in 6.9.6(B) for installation and rearrangements of services covered by the plan. The nonrecurring charges will not be spread over the OPP term. If the customer subscribes to the OPP on an existing service with no other changes, no nonrecurring charges will apply.

^{/1/} Effective on March 1, 2019, Switched Access Term Plans of greater than 36 months are no longer available, including for any otherwise available renewals, extensions or conversions. Circuits already subject to a Switched Access Term Plan of greater than 36 months, as of March 1, 2019, will continue to be provided under that plan for the remainder of that term. (N)
|
(N)

ACCESS SERVICE**6. Switched Access Service (Cont'd)****6.8 Rate Regulations (Cont'd)****6.8.2 Description and Application of Rates and Charges (Cont'd)****(D) Application of Rates (Cont'd)****(6) Optional Payment Plan (OPP) for LT-1 and LT-3 Switched Transport Services (Cont'd)****(a) General (Cont'd)**

At the expiration of the OPP term and if the customer wishes to continue LT-1 or LT-3 Service, the customer may select a new OPP at the prevailing OPP rate. If a customer does not wish to renew the OPP at the expiration of the term, the customer's service will automatically convert to the month-to-month or LT-3 Monthly Extension rates.

(b) Prepayment of an OPP

A customer may, at any time during an OPP term, elect to prepay the remaining monthly charges for the rest of the term. The prepayment amount will be adjusted for the time value of money. Recurring charges will cease for the rest of the term and start up again at the end of the OPP if service has not been disconnected. If prepayment has been elected and the service is discontinued prior to the end of the OPP term, a credit for the unused portion of the OPP term, adjusted for the time value or money, will be given to the customer. Termination charges will still be applicable. Once a customer selects the prepayment option, the prepaid amount is not adjusted for company initiated rate changes that occur during the period for which the customer has prepaid.

Certain material previously on this page now appears on 1st Revised Page 180.5

Issued: March 18, 1997

Effective: March 19, 1997

**By D. H. Gebhardt, Vice President - Regulatory Affairs
225 West Randolph Street
Chicago, Illinois 60606**

ACCESS SERVICE

6. Switched Access Service (Cont'd)

6.8 Rate Regulations (Cont'd)

6.8.2 Description and Application of Rates and Charges (Cont'd)

(D) Application of Rates (Cont'd)

(6) Optional Payment Plan (OPP) for LT-1 and LT-3 Switched Transport Services (Cont'd)

(c) OPP Termination Liabilities

Customers requesting termination of service prior to the expiration date of the OPP term will be liable for a termination charge. The termination charge for all OPP terms, except (D) for LT-3 Service Packages, will be calculated as follows:

The dollar difference between the current OPP rate for the OPP term that could have been completed during the time the service was actually in service, or the monthly rate for services in place less than 12 months, and the customer's current OPP rate for each month the service was provided.

For example, a customer subscribed to a 60 month OPP term and disconnected service during the 37th month. This customer's termination charge would be:

$[36 \text{ month OPP Rate} - 60 \text{ month OPP rate}] \times 37 = \text{Termination Charge.}$

The 36 month OPP term could have been completed during the months the service was actually in service.

Issued: February 14, 2006

Effective: February 15, 2006

**By Mary Pat Regan, Regional Vice President - Regulatory
225 W. Randolph Street
Chicago, IL 60606**

ACCESS SERVICE**6. Switched Access Service (Cont'd)****6.8 Rate Regulations (Cont'd)****6.8.2 Description and Application of Rates and Charges (Cont'd)****(D) Application of Rates (Cont'd)****(6) Optional Payment Plan (OPP) for LT-1 and LT-3 Switched Transport Services (Cont'd)****(c) OPP Termination Liabilities (Cont'd)**

Termination charges for all LT-3 Service Packages, and for all other OPP terms discontinued prior to the expiration of the selected OPP term will be calculated as follows: (D)

(1) Service discontinued in 1st through 11th month:**(i) T-3 Service Packages with an Optical Interface**

$(.85 \times 12 \text{ Mo. OPP rate} \times [12 - \text{number of Months in service}]) + ([12 \text{ Mo. OPP rate} - \text{subscribed to OPP rate}] \times \text{number of Months in service})$

For example: A customer subscribed to a 36 month OPP term and disconnected service at the end of the fifth month. This customer's termination charge would be:

$(.85 \times 12 \text{ Mo. OPP rate} \times [12 - 5 \text{ Mos}]) + ([12 \text{ Mo. OPP rate} - 36 \text{ Mo OPP rate}] \times 5 \text{ Mos})$

(ii) All other LT-1 and LT-3 rate elements

$(.40 \times 12 \text{ Mo. OPP rate} \times [12 - \text{number of Months in service}]) + ([12 \text{ Mo. OPP rate} - \text{subscribed to OPP rate}] \times \text{number of Months in service})$

For example: A customer subscribed to a 36 month OPP term and disconnected service at the end of the fifth month. This customer's termination charge would be:

$(.40 \times 12 \text{ Mo. OPP rate} \times [12 - 5 \text{ Mos}]) + ([12 \text{ Mo. OPP rate} - 36 \text{ Mo OPP rate}] \times 5 \text{ Mos})$

ACCESS SERVICE

6. Switched Access Service (Cont'd)

6.8 Rate Regulations (Cont'd)

6.8.2 Description and Application of Rates and Charges (Cont'd)

(D) Application of Rates (Cont'd)

(6) Optional Payment Plan (OPP) for LT-1 and LT-3 Switched Transport Services (Cont'd)

(c) OPP Termination Liabilities (Cont'd)

(2)

Service discontinued in 12th through
(2) Service discontinued in 12th through 60th month:

The dollar difference between the current OPP rate for the OPP term that could have been completed during the time the service was actually in service, and the customer's current OPP rate for each month the service was provided.

Termination liability for services provided under the Volume Pricing Plan (VPP) for LT-3 Entrance Facilities with an Electrical Interface as described in 6.8.2(D)(6)(g) following, will be calculated prior to the application of any volume discounts associated with the plan.

N
|
N

ACCESS SERVICE

6. Switched Access Service (Cont'd)

6.8 Rate Regulations (Cont'd)

6.8.2 Description and Application of Rates and Charges (Cont'd)

(D) Application of Rates (Cont'd)

(6) Optional Payment Plan (OPP) for LT-1 and LT-3 Switched Transport Services (Cont'd)

(c) OPP Termination Liabilities (Cont'd)

All recurring rate termination charges will be based on the recurring OPP rate in effect at the time of termination.

Except as provided in 6.8.2.(D)(6)(d) following, any customer terminating an LT-1 service that was installed after March 19, 1997, or an LT-3 service that was installed after November 3, 1998, before the expiration of the OPP term under which it was installed shall also be liable for a nonrecurring termination charge. The nonrecurring termination charge will be the dollar difference between the nonrecurring charge for an OPP term that could have been completed during the time the service was actually in service, or the nonrecurring charge associated with the minimum service period for services in place less than 12 months, and the nonrecurring charge the customer actually paid.

Certain material previously on this page now appears on 2nd Revised Page 180.6.1.

Issued: October 14, 1999

Effective: October 15, 1999

**By Theresa P. Larkin, Vice President - Regulatory Affairs
225 West Randolph Street
Chicago, Illinois 60606**

ACCESS SERVICE**6. Switched Access Service (Cont'd)****6.8 Rate Regulations (Cont'd)****6.8.2 Description and Application of Rates and Charges (Cont'd)****(D) Application of Rates (Cont'd)****(6) Optional Payment Plan (OPP) for LT-1 and LT-3 Switched Transport Services (Cont'd)****(d) Conversion of service to New OPP or Higher Speed**

During a customer's OPP term, conversion may be made to a new OPP term of the same or different length or to a higher speed service. If the expiration date for the new service or OPP term is beyond the end of the original OPP term, the remaining OPP charges and any nonrecurring termination charges for the original term will not apply. If no physical changes are made to the service, the Administrative Charge, the Design and Central Office Connection Charge and the Customer Connection Charge will not apply.

M

M

(e) Moves**(I) LT-1 Service.**

During an OPP term a customer may move a LT-1 Entrance Facility service to another location in the same LATA and keep the OPP in force, provided no lapse in service occurs. Nonrecurring charges for the move will be based on the customer's existing OPP term.

During an OPP term, a customer may purchase a Local Channel Diversity Arrangement or an Interwire Center Diversity Arrangement (described in Section 11.1.1) and move an in-service LT-1 Service to one of these arrangements while keeping the OPP in force, provided the customer's premises and serving wire center remain the same and no lapse in service occurs.

Certain material on this page formerly appeared on 6th Revised Page 180.6.
Certain material previously on this page now appears on Original Page 180.6.2.

Issued: October 14, 1999**Effective: October 15, 1999**

By Theresa P. Larkin, Vice President - Regulatory Affairs
225 West Randolph Street
Chicago, Illinois 60606

ACCESS SERVICE**6. Switched Access Service (Cont'd)****6.8 Rate Regulations (Cont'd)****6.8.2 Description and Application of Rates and Charges (Cont'd)****(D) Application of Rates (Cont'd)****(6) Optional Payment Plan (OPP) for LT-1 and LT-3 Switched Transport Services (Cont'd)****(e) Moves (Cont'd)****(ii) LT-3 Service**

During an OPP term, a customer may move one end of an LT-3 Service to another location within the same LATA without incurring termination charges, as described in (c) preceding, provided the following conditions are met:

- The LT-3 Service has satisfied the twelve month minimum service period requirement at the old location,
- the number of LT-3 Service Channels with an Optical Interface at the new location must be the same or greater than the number of LT-3 Service Channels with an Optical Interface being discontinued at the old location,
- the customer subscribes to a new OPP term at the new location that is equal to, or greater than the remaining period of the OPP term being discontinued at the old location and,
- no lapse in service occurs.

A new twelve-month minimum service period requirement will apply to the LT3 Service at the new location. The monthly rates for the new service will be those rates in effect at the time the new service is installed.

M

M

Certain material on this page formerly appeared on 1st Revised Page 180.6.1.

Issued: October 14, 1999

Effective: October 15, 1999

**By Theresa P. Larkin, Vice President - Regulatory Affairs
225 West Randolph Street
Chicago, Illinois 60606**

ACCESS SERVICE**6. Switched Access Service (Cont'd)****6.8 Rate Regulations (Cont'd)****6.8.2 Description and Application of Rates and Charges (Cont'd)****(D) Application of Rates (Cont'd)****(6) Optional Payment Plan (OPP) for LT-1 and LT-3 Switched Transport Services (Cont'd)****(f) LT-3**

LT-3 Entrance Facilities with an Optical Interface are composed of two rate elements; LT-3 Service Packages (SP) and LT-3 Service Channels (SC). Each LT-3 Service Package provides the capability to provision a maximum number of LT-3 (44.736 Mbps) channels. The LT-3 Service Channels (SC) are the individually activated 44.736 Mbps channels. Each LT-3 Service Package with an Optical Interface must have a minimum number of service channels activated at all times. A new LT-3 Service Package with an Optical Interface must be installed with at least the minimum required Service Channels. A customer may not disconnect Service Channels from an existing LT-3 Service Package with an Optical Interface below the minimum required in that package without downgrading the Service Package size or terminating the LT-3 Entrance Facility Service.

LT-3 Service Packages with an Optical Interface provide a single optical interface for multiple LT-3 SCs and are available as follows.

LT-3 Service Package With Optical Interface	Minimum Required SCs	Maximum Number of LT-3 Equivalent SCs in Package
DS3012	7	12
DS3024	13	24

Issued: October 14, 1999

Effective: October 15, 1999

By Theresa P. Larkin, Vice President - Regulatory Affairs
225 West Randolph Street
Chicago, Illinois 60606

ACCESS SERVICE**6. Switched Access Service (Cont'd)****6.8 Rate Regulations (Cont'd)****6.8.2 Description and Application of Rates and Charges (Cont'd)****(D) Application of Rates (Cont'd)****(6) Optional Payment Plan (OPP) for LT-1 and LT-3 Switched Transport Services (Cont'd)****(f) LT-3 (Cont'd)**

All LT-3 Service Channels with an Optical Interface within the package must be ordered for termination at the same customer designated premises, billed to the same customer and in the same Serving Wire Center (SWC). Separate LT-3 Service Packages with an Optical Interface must be ordered if provisioned by means of a Local Channel Diversity or a Serving Wire Center Avoidance Special Facilities Routing Arrangement as specified in 11.2.1 following. All Service Channels in a package are required to be connected to other service components (i.e., Direct Transport, Channel Mileage or Multiplexing), at the time the Service Channel is installed.

The Interconnection of individual Service Channels with other components, such as Direct Transport Channel Mileage and Multiplexing, may be different. For example, one Service Channel within the package may have Multiplexing, while another Service Channel may have Direct Transport Channel Mileage associated with it. Components connected to each Service Channel in the service package may have different Optional Payment Plan periods from the service package in which the Service Channels reside.

During a customer's OPP term, conversion may be made from one LT-3 Service Package with an Optical Interface to another larger package (e.g., DS3012 to DS3024) for a new OPP term of the same or different length. If the expiration date of the new OPP term is beyond the end of the original OPP term, termination charges will not apply to the original OPP term.

Monthly Extension rates for LT-3 Service will apply only after a customer has completed an OPP term.

T
C
C
C
C

ACCESS SERVICE**6. Switched Access Service (cont'd)****6.8 Rate Regulations (cont'd)****6.8.2 Description and Application of Rates and Charges (cont'd)****(D) Application of Rates (cont'd)****(6) Optional Payment Plan (OPP) for LT-1 and LT-3 Switched Transport Services (cont'd)****(g) Volume Pricing Plan for LT-3 Entrance Facilities with an Electrical Interface****(1) General**

The Volume Pricing Plan (VPP) will be grandfathered as of January 26, 2002. Customers with OPPs on order or in effect prior to January 26, 2002 will continue to receive the VPP until their OPP term expires. The VPP will not be available with OPPs that are ordered on or after January 26, 2002.

(N)
|
(N)

The Volume Pricing Plan (VPP) for LT-3 Entrance Facilities (EF) with an Electrical Interface (EI) provides rate discounts to customers based on the number of LT-3 Entrance Facilities with an EI provided to the customer's designated premises and the Optional Payment Plan term selected by the customer.

The following volume discounts, shown in terms of percentage discounts, will be applied to LT-3 Entrance Facility with an electrical Interface rates as specified in 6.9.6(A)(1) following. The volume discount will be based on the OPP term selected by the customer and the number of LT-3 Entrance Facilities with an Electrical Interface provided to the same customer designated premises and will be provided as a credit on the customers monthly bill.

Volume Discount Band	LT-3 EF Quantity	Volume Discount Percentage Optional Payment Plan Term		
		12 Month	36 Month	60 Month
A	2	19.5%	2.4%	2.3%
B	3 to 5	23.6%	5.8%	5.5%
C	6 to 11	30.6%	8.5%	12.6%
D	12 to 23	41.8%	25.2%	25.2%
E	24 or more	52.4%	38.0%	33.8%

Issued: January 25, 2002**Effective: January 26, 2002**

By Rhonda J. Johnson, Vice President - Regulatory Affairs
225 West Randolph Street
Chicago, Illinois 60606

ACCESS SERVICE**6. Switched Access Service (cont'd)****6.8 Rate Regulations (cont'd)****6.8.2 Description and Application of Rates and Charges (cont'd)****(D) Application of Rates (cont'd)****(6) Optional Payment Plan (OPP) for LT-1 and LT-3 Switched Transport Services (cont'd)****(g) Volume Pricing Plan for LT-3 Entrance Facilities with an Electrical Interface (cont'd)****(1) General (cont'd)**

At the end of each monthly billing period, billing for LT-3 Entrance Facilities with an EI that are provided under an OPP term will be adjusted via a billing credit. The monthly credit will be developed by determining the number of LT-3 Entrance Facilities with an EI provided to the customer's designated premises, along with their associated OPP payment term, in service at the end of the monthly billing period. The preceding discount percentages will be applied to all of the customer's LT-3 Entrance Facilities with a EI that are provided under the same OPP term, and billed to the same customer billing account and will be provided as a credit to the customer's monthly LT-3 billing.

(2) Regulations

All of the customers in service LT-3 Entrance Facilities with an EI provided under an OPP term, (both interstate access and intrastate access), along with all of the customer's DS3 Local Distribution Channels with an EI provided under an OPP term, as described in Section 7.4.10 I following, will be used to determine the Volume Discount Band applicable for that monthly billing period.

When a customer has LT-3 Entrance Facilities with an EI provided under different OPP payment terms, each OPP payment term will be administered separately and a Volume Discount Band will be determined for each OPP term based on the customers in service quantities for that term.

When there is more than one LT-3 Entrance Facility termination location at the customer designated premises, each location will be administered separately and a Volume Discount Band(s) will be determined based on the LT-3 Entrance Facility OPP term(s) at that location.

ACCESS SERVICE**6. Switched Access Service (cont'd)****6.8 Rate Regulations (cont'd)****6.8.2 Description and Application of Rates and Charges (cont'd)****(D) Application of Rates (cont'd)****(6) Optional Payment Plan (OPP) for LT-1 and LT-3 Switched Transport Services (cont'd)****(g) Volume Pricing Plan for LT-3 Entrance Facilities with an Electrical Interface (cont'd)****(2) Regulations (cont'd)**

When the customer has elected the Prepayment of an OPP option as described in 6.8.2(D)(6)(b) preceding, prepaid LT-3 Entrance Facilities with an EI will be included in the monthly count of LT-3 Entrance Facilities with an EI in order to determine the Volume Discount Band applicable for that monthly billing period, however, only non-prepaid LT-3 Entrance Facilities with an EI will be discounted under the VPP.

(3) Conversion of LT-3 Service Package and Service Channels in service prior to October 15, 1999.

Except for LT-3 Service Packages with an EI provided under OPP Vintage Rates as specified in 6.9.6(C) following, all LT-3 Service Packages and Service Channels with an EI in service as of October 15, 1999, will be converted to individual LT-3 Entrance Facilities with an EI. LT-3 Entrance Facilities with an EI that are converted from a LT-3 Service Package will be converted to the same OPP payment term as the Service Package and will have the same expiration date as the Service Package. All terms and conditions described above related to the VPP will apply to converted LT-3 Entrance Facilities.

Issued: October 14, 1999

Effective: October 15, 1999

By Theresa P. Larkin, Vice President - Regulatory Affairs
225 West Randolph Street
Chicago, Illinois 60606

ACCESS SERVICE**6. Switched Access Service (cont'd)****6.8 Rate Regulations (cont'd)****6.8.2 Description and Application of Rates and Charges (cont'd)****(D) Application of Rates (cont'd)****(6) Optional Payment Plan (OPP) for LT-1 and LT-3 Switched Transport Services (cont'd)****(g) Volume Pricing Plan for LT-3 Entrance Facilities with an Electrical Interface (cont'd)****(3) Conversion of LT-3 Service Package and Service Channels in service prior to October 15, 1999. (cont'd)****(i) Conversion Credit for Converted LT-3 Service Packages**

When a converted LT-3 Entrance Facility rate under the VPP is higher than its equivalent rate under the discontinued Service Package structure, the customer will be given a one time credit, as shown following, based on the difference between what the customer would have paid under the Service Package structure and what the customer will pay under the VPP. The credit will be equal to the difference between the monthly rate for the Service Package, with activated LT-3s, and the VPP rate for the same number of LT-3s, times the number of months remaining in the customer's OPP term

For example: assume that 10 converted LT-3s were part of a former DS3L Service Package with 10 LT-3s activated and the Service Package was located in a rate zone 3 wire center under a 60 month OPP term with six months remaining on the OPP term. The LT-3 conversion Credit will be calculated as follows:

$\$415.42$ (LT-3 conversion credit for a rate zone 3 DS3L Service Package with 10 activated LT-3s provided under a 60 month OPP term) X 6 (months remaining on the OPP term) = $\$2,492.52$ (Conversion Credit)

ACCESS SERVICE**6. Switched Access Service (cont'd)****6.8 Rate Regulations (cont'd)****6.8.2 Description and Application of Rates and Charges (cont'd)****(D) Application of Rates (cont'd)****(6) Optional Payment Plan (OPP) for LT-1 and LT-3 Switched Transport Services (cont'd)****(g) Volume Pricing Plan for LT-3 Entrance Facilities with an Electrical Interface (cont'd)****(3) Conversion of LT-3 Service Package and Service Channels in service prior to October 15, 1999. (cont'd)****(i) Conversion Credit for Converted LT-3 Service Packages**

Any customer terminating a LT-3 Entrance Facility that was provided a Conversion Credit before the expiration of the OPP term under which it was converted shall be liable for a Conversion Credit termination charge. The Conversion Credit termination charge for each LT-3 Entrance Facility terminated shall be equal to the monthly LT-3 Conversion Credit originally provided to the customer, divided by the number of activated LT-3s in the original Service Package times the number of months remaining in the customer's OPP term.

For Example: Assume that 1 LT-3 Entrance Facility, which is part of a former DS3L Service Package with 10 activated LT-3s located in a rate zone 3 wire center under a 60 month OPP term, is discontinued 3 months before the expiration of its OPP term. The Conversion Credit termination charge will be calculated as follows:

$\$415.42$ (monthly conversion credit for a DS3L Service Package with 10 activated LT-3s in a rate zone 3 wire center under a 60 month OPP term) / 10 (number of converted LT-3s) = $\$41.54$ (Conversion Credit for 1 LT-3) x 3 (number of months remaining in the customer's 60 month OPP term) = $\$124.62$ (Conversion Credit termination charge).

ACCESS SERVICE**6. Switched Access Service (cont'd)****6.8 Rate Regulations (cont'd)****6.8.2 Description and Application of Rates and Charges (cont'd)****(D) Application of Rates (cont'd)****(6) Optional Payment Plan (OPP) for LT-1 and LT-3 Switched Transport Services (cont'd)****(g) Volume Pricing Plan for LT-3 Entrance Facilities with an Electrical Interface (cont'd)****(3) Conversion of LT-3 Service Package and Service Channels in service prior to October 15, 1999. (cont'd)****(i) Conversion Credit for Converted LT-3 Service Packages (cont'd)**

The following one time LT-3 Conversion Credit amounts, times the number of months remaining in the OPP term, apply to converted LT-3 Entrance Facilities:

LT-3 Service Package - 12 Month OPP	Conversion Credit		
	Area A	Area B	Area C
- DS3B Activated DS3s			
- 2	-	-	\$ 46.06
- DS3C Activated DS3s			
- 3	-	-	74.06
- DS3F Activated DS3s			
- 6	-	\$ 1.90	160.02
- DS3L Activated DS3s			
- 10	\$ 541.80	675.66	1,016.70
- 11	1,855.98	2,037.73	2,548.37
- 12	-	-	310.12
- DS3X Activated DS3s			
- 18	-	-	435.18
- 19	813.26	1,051.26	1,652.69
- 20	1,850.80	2,128.96	2,870.20
- 21	2,888.34	3,206.66	4,087.71
- 22	3,925.88	4,284.36	5,305.22
- 23	4,963.42	5,362.05	6,522.73
- 24	-	-	604.32

Issued: October 14, 1999**Effective: October 15, 1999**

By Theresa P. Larkin, Vice President - Regulatory Affairs
225 West Randolph Street
Chicago, Illinois 60606

ACCESS SERVICE

6. Switched Access Service (cont'd)

6.8 Rate Regulations (cont'd)

6.8.2 Description and Application of Rates and Charges (cont'd)

(D) Application of Rates (cont'd)

(6) Optional Payment Plan (OPP) for LT-1 and LT-3 Switched Transport Services (cont'd)

(g) Volume Pricing Plan for LT-3 Entrance Facilities with an Electrical Interface (cont'd)

(3) Conversion of LT-3 Service Package and Service Channels in service prior to October 15, 1999. (cont'd)

(i) Conversion Credit for Converted LT-3 Service Packages (cont'd)

LT-3 Service Package - 36 Month OPP	Conversion Credit		
	Area A	Area B	Area C
- DS3B Activated DS3s			
- 2	-	\$.55	\$.30
- DS3C Activated DS3s			
- 3	-	-	.45
- DS3L Activated DS3s			
- 9	\$ 74.93	230.74	-
- 10	823.25	1,021.15	784.20
- 11	1,571.58	1,811.57	1,602.62
- DS3X Activated DS3s			
- 18	247.32	551.66	179.47
- 19	786.06	1,124.81	772.78
- 20	1,324.80	1,697.96	1,366.08
- 21	1,863.54	2,271.11	1,959.38
- 22	2,402.28	2,844.26	2,552.69
- 23	2,941.02	3,417.40	3,145.99

Issued: October 14, 1999

Effective: October 15, 1999

By Theresa P. Larkin, Vice President - Regulatory Affairs
225 West Randolph Street
Chicago, Illinois 60606

ACCESS SERVICE

6. Switched Access Service (cont'd)

6.8 Rate Regulations (cont'd)

6.8.2 Description and Application of Rates and Charges (cont'd)

(D) Application of Rates (cont'd)

(6) Optional Payment Plan (OPP) for LT-1 and LT-3 Switched Transport Services (cont'd)

(g) Volume Pricing Plan for LT-3 Entrance Facilities with an Electrical Interface (cont'd)

(3) Conversion of LT-3 Service Package and Service Channels in service prior to October 15, 1999. (cont'd)

(i) Conversion Credit for Converted LT-3 Service Packages (cont'd)

LT-3 Service Package - 60 Month OPP	Conversion Credit		
	Zone 1	Zone 2	Zone 3
- DS3B Activated DS3s			
- 2	-	-	\$.18
- DS3C Activated DS3s			
- 3	-	-	.30
- DS3F Activated DS3s			
- 6	-	\$.49	-
- DS3L Activated DS3s			
- 9	-	47.24	-
- 10	\$ 399.92	558.82	415.42
- 11	880.91	1,070.40	946.96
- 12	-	4.97	-
- DS3X Activated DS3s			
- 19	-	248.12	6.60
- 20	329.68	628.28	401.68
- 21	683.66	1,008.44	796.76
- 22	1,037.65	1,388.61	1,191.85
- 23	1,391.63	1,768.77	1,586.93

Issued: October 14, 1999

Effective: October 15, 1999

By Theresa P. Larkin, Vice President - Regulatory Affairs
225 West Randolph Street
Chicago, Illinois 60606

ACCESS SERVICE**6. Switched Access Service (cont'd)****6.8 Rate Regulations (cont'd)****6.8.2 Description and Application of Rates and Charges (cont'd)****(D) Application of Rates (cont'd)****(6) Optional Payment Plan (OPP) for LT-1 and LT-3 Switched Transport Services (cont'd)****(g) Volume Pricing Plan for LT-3 Entrance Facilities with an Electrical Interface (cont'd)****(3) Conversion of LT-3 Service Package and Service Channels in service prior to October 15, 1999. (cont'd)****(ii) Termination Liability for Converted LT-3 Entrance Facilities**

Customers requesting termination of converted LT-3 Entrance Facilities with an EI prior to the expiration date of the original OPP term may be liable for a termination charge. The termination charge for all OPP terms will be calculated as follows:

If the terminated LT-3 Entrance Facility was a former LT-3 Service Package with a capacity of one, the termination liability will be calculated as described in 6.8.2(D)(6)(c), preceding.

If the terminated LT-3 Entrance Facility was part of a former LT-3 Service Package with a capacity of more than one, and the terminated LT-3 Entrance Facility will not bring the total number of LT-3 Entrance Facilities remaining under the minimum required for the Service Package, as shown following, no termination liability will apply. If the terminated LT-3 Entrance Facility will bring the total number of LT-3 Entrance Facilities remaining under the minimum required for the Service Package, termination liability will be calculated as described in 6.8.2(D)(6)(c) preceding.

For example: If 4 LT-3s were part of a former DS3F Service Package and 1 of the LT-3s is terminated prior to the expiration date of the original Service Package OPP term, no termination liability will apply. However, if an additional LT-3 is terminated prior to the expiration date of the original Service Package OPP term, and the customer's total number of LT-3s billed under the same OPP term falls below the minimum requirement for the former Service Package (i.e., less than 3 LT-3s for a DS3F Service Package) termination liability for the terminated LT-3 will be calculated as described in 6.8.2(D)(6)(c) preceding.

Issued: October 14, 1999**Effective: October 15, 1999**

By Theresa P. Larkin, Vice President - Regulatory Affairs
225 West Randolph Street
Chicago, Illinois 60606

ACCESS SERVICE**6. Switched Access Service (Cont'd)****6.8 Rate Regulations (Cont'd)****6.8.2 Description and Application of Rates and Charges (Cont'd)****(D) Application of Rates (Cont'd)**

LT-3 Service Package With Electrical Interface	Minimum Required LT-3s	Maximum Available LT-3s
DS3B	1	2
DS3C	1	3
DS3F	3	6
DS3L	7	12
DS3X	13	24

(7) Residual Rates

- (a)** The Residual Charge (RC) applies to all customers of interstate Switched Access Services.

The Residual Charge applies whenever Local Switching rates apply.

The Residual Charge applies to all switched access minutes of use switched at a Telephone Company end office. The application of the Residual Charge to calls or minutes that originate in an "open end" Switched Access Service (e.g., 800 service), is discussed in (c), following.

In addition, the Residual Charge applies on a per minute of use basis to Switched Access Services directly connected to a Cellular Carrier or RCC at an access tandem.

The Residual Charge will also apply for FGD Switched Access Service provided in conjunction with TRS Access, on a per minute of use basis.

Certain material on this page previously appeared on Original Page 180.8.1.

Issued: October 14, 1999

Effective: October 15, 1999

By Theresa P. Larkin, Vice President - Regulatory Affairs
225 West Randolph Street
Chicago, Illinois 60606

ACCESS SERVICE**6. Switched Access Service (Cont'd)****6.8 Rate Regulations (Cont'd)****6.8.2 Description and Application of Rates and Charges (Cont'd)****(D) Application of Rates (Cont'd)****(7) Residual Rates (Cont'd)****(b) Competitive Access Provider (CAP) Transport Residual Credit**

The CAPTRC applies when the CAP provides transport from an Interexchange Carrier's (IC's) point of presence to the CAP collocation arrangement at a wire center and the IC requests Direct Trunked Transport (DTT) to an end office within the same wire center building. When the CAP's customer requests Tandem Switched Transport to an access tandem, even if the access tandem is within the same wire center building the CAPTRC does not apply. If the customer orders DTT to an end office not in the wire center building, the CAPTRC does not apply.

(C)

When a CAP purchases the transport between an IC location and the collocation arrangement from the Telephone Company, this is still Telephone Company provided transport. The CAPTRC does not apply with this arrangement.

(C)

(N)

(N)

The CAPTRC applies as a credit per minute of use for Switched Access Services connected to CAP-provided transport. The amount of the credit will not exceed the amount of the Residual Charge assessed.

The application of the CAPTRC to calls or minutes that originate in an "open end" Switched Access Service (e.g., 800 service), is discussed in (c).

Certain material previously on this page now appears on Original Page 180.8.2.1.

Issued: March 25, 1998

Effective: March 26, 1998

**By D. H. Gebhardt, Vice Pres. - Regulatory Affairs
225 W. Randolph Street
Chicago, Illinois 60606**

ACCESS SERVICE**6. Switched Access Service (Cont'd)****6.8 Rate Regulations (Cont'd)****6.8.2 Description and Application of Rates and Charges (Cont'd)****(D) Application of Rates (Cont'd)****(7) Residual Rates (Cont'd)****(c) Determination for Originating and Terminating Charges for the Residual Charge and the CAP Transport Residual Credit**

Terminating RC per minute charge(s) apply to:

- all terminating access minutes of use;
- all originating access minutes of use associated with FGA Access Services when the off-hook supervisory signaling is forwarded by the customer's equipment when the called party answers; and
- all originating access minutes of use associated with calls placed to 500, 700, 900 and toll free numbers, less those originating access minutes of use associated with calls placed to 500, 700, 900 and toll free numbers for which the customer furnishes for each month a report of either the number of calls or minutes or a Percent Common Line (PCL) report of the percent of calls or minutes that terminate in a Switched Access Service that is assessed Carrier Common Line charges.

if the customer does not provide a Percent Common Line report, the percent of calls or minutes that terminate to a common line will be assumed to be 100. When a customer provides a report, the percent will continue to be used until it is superseded by a subsequent report. When the customer determines that any currently effective PCL is no longer accurate, the customer shall report a revised percent. The revised PCL will become effective on the first day of the next monthly billing period which begins at least 15 business days after the day on which the customer reports the revised percent to the Telephone Company.

(T)
(T)

(N)
|
(N)

Issued: April 22, 1999

Effective: April 23, 1999

By D. H. Gebhardt, Vice President - Regulatory Affairs
225 W. Randolph Street
Chicago, Illinois 60606

ACCESS SERVICE

6. Switched Access Service (Cont'd)

6.8 Rate Regulations (Cont'd)

6.8.2 Description and Application of Rates and Charges (Cont'd)

(D) Application of Rates (Cont'd)

(7) Residual Rates (Cont'd)

(c) Determination for Originating and Terminating Charges for the Residual Charge and the CAP Transport Residual Credit (Cont'd)

Originating RC charge(s) apply to:

- all originating access minutes of use;
- less those originating access minutes of use associated with FGA Access Services where the off-hook supervisory signaling is forwarded by the customer's equipment when the called party answers;
- less all originating access minutes of use associated with calls placed to 500, 700, 900 and toll free numbers;
- plus all originating access minutes of use associated with calls placed to 500, 700, 900 and toll free numbers for which the customer furnishes for each month a report of either the number of calls or minutes or a report of the percent of calls or minutes that terminate in a Switched Access Service that is assessed Carrier Common Line charges, and for which a corresponding reduction in the number of terminating access minutes of use has been made as set forth in (D) preceding.

(8) Trunk Ports

(a) Dedicated Tandem Trunk Port Rate

The Dedicated Tandem Trunk Port rate is assessed on all facilities terminating on a tandem trunk port on the serving wire center side of the access tandem. The rate is assessed for all Feature Group services on a per LT-1 basis. Each voice grade trunk terminating will be assessed 1/24th of the LT-1 rate. When Direct Transport is provided as an LT-3, LT-3 to LT-1 multiplexing is required.

Dedicated Tandem Trunk Port is billed as originating and terminating based on a Percent Originating Usage (POU) factor of 50%.

Originating Calculation = PIU x Originating Rate x Quantity x POU

Terminating Calculation = PIU x Terminating Rate x Quantity x (100-POU)

(C)
|
(C)

ACCESS SERVICE

6. Switched Access Service (Cont'd)

6.8 Rate Regulations (Cont'd)

6.8.2 Description and Application of Rates and Charges (Cont'd)

(D) Application of Rates (Cont'd)

(8) Trunk Ports (Cont'd)

(b) End Office Common Trunk Port Rate

The End Office Common Trunk Port rate will apply to all originating and terminating minutes of use between the access tandem and the end office. This rate will also be assessed on FGA minutes of use terminating outside of the dial tone office, and all minutes of use originating or terminating at a RSS/RSM. The Common Trunk Port rate is assessed to all switched access minutes over Tandem-Switched Transport Services, except where Tandem-Switched Transport Services originate or terminate to a Class 4/5 switch.

The Common Trunk Port charge does not apply for Switched Access Services provided in conjunction with a cellular carrier or RCC which is directly connected at an access tandem.

(c) End Office Dedicated Trunk Port Rate

The End Office Dedicated Trunk Port rate is assessed on all direct-routed facilities between the serving wire center or the hub, and the end office terminating in an end office trunk port. The rate is assessed for all Feature Group services on a per LT-1 basis. Each voice grade trunk terminating will be assessed 1/24th of the LT-1 rate. When Direct Transport is provided as an LT-3, LT-3 to LT-1 multiplexing is required. Dedicated End Office Port is billed as originating and terminating based on a Percent Originating Usage (POU) factor is 50%.

Originating Calculation = PIU x Originating Rate x Quantity x POU

Terminating Calculation = PIU x Terminating Rate x Quantity x (100-POU)

(9) Switched Transport Multiplexing

(a) Common Multiplexing

Common Multiplexing is assessed on a per minute basis at the access tandem for all switched access minutes that are transported over Tandem-Switched Transport between the end office and the access tandem. The Common Multiplexing Charge applies whenever the Tandem Switching rate applies, except when switched access is provided in conjunction with a cellular carrier or RCC which is directly connected to an access tandem. Common Multiplexing is billed as Originating, Terminating to Telephone Company's own end office and Terminating to non-Telephone Company 3rd party locations based on call recordings. Non-Telephone Company 3rd party locations are all offices or other locations not owned by the Telephone Company. Examples of 3rd party locations include terminations to other local exchange and wireless carriers.

(N)
(N)
(N)
(N)
(N)
(N)
(N)

ACCESS SERVICE

6. Switched Access Service (Cont'd)

6.8 Rate Regulations (Cont'd)

6.8.2 Description and Application of Rates and Charges (Cont'd)

(D) Application of Rates (Cont'd)

(10) Host-Remote Transport

- The Host-Remote Termination Rate is assessed to all switched minutes transported between the Host office and a RSM or RSS. Host Remote rates apply to all Feature Groups used to connect to the Host office.
- The Host-Remote Facility rate applies on a per minute per mile basis to all switched access minutes transported between the Host office and a RSM or RSS, regardless of the type of Switched Transport service the customer uses to connect to the Host office. The method of determining Host-Remote Facility mileage is set forth in Section 6.8.13 following.

(N)

(N)

Issued: January 2, 1998

Effective: January 3, 1998

**By D. H. Gebhardt, Vice Pres. - Regulatory Affairs
225 W. Randolph Street
Chicago, Illinois 60606**

ACCESS SERVICE

6. Switched Access Service (Cont'd)**6.8 Rate Regulations (Cont'd)****6.8.2 Description and Application of Rates and Charges (Cont'd)****(D) Application of Rates (Cont'd)****(11) Signaling System 7 (SS7) Signaling Charges**

SS7 Signaling usage charges apply for the SS7 Signaling Option as follows:

(a) Signal Formulation

An Initial Address Message (IAM) Formulation usage charge will be assessed for each IAM message formulated at the Telephone Company End Office for originating FGD traffic and for each IAM message formulated for terminating FGB and FGD traffic that is tandem routed.

A Transaction Capabilities Application Part (TCAP) Signal Formulation usage charge will be assessed for each TCAP message that is formulated at the Telephone Company end office or tandem switch for the origination of non-call associated signaling messages (excluding LIDB, 800 Access Service and LNP Database Access).

(C)
(T)
(C)

(b) Signal Transport

An IAM Signal Transport usage charge will be assessed for each IAM message associated with direct routed traffic. An IAM Signal Transport usage charge will also be assessed for each IAM message that is transported from the local STP to the end office for terminating FGB and FGD traffic that is direct routed to the end office.

(C)

Issued:**Effective: August 1, 2009**

By W. Karl Wardin, Regional Vice President - Regulatory
225 West Randolph Street, Chicago, Illinois 60606

ACCESS SERVICE**6. Switched Access Service (Cont'd)****6.8 Rate Regulations (Cont'd)****6.8.2 Description and Application of Rates and Charges (Cont'd)****(D) Application of Rates (Cont'd)****(11) Signaling System 7 (SS7) Signaling Charges (Cont'd)****(b) Signal Transport (Cont'd)**

A TCAP Signal Transport usage charge will be assessed for each TCAP message that is transported to or from the local STP to the designated Service Control Point (SCP) or signaling point. (C)
(C)

(c) Signal Switching

An IAM Signal Switching usage charge will be assessed for each IAM message that is switched by the STP for direct routed originating FGD traffic and for each IAM message that is switched for direct routed terminating FGB and FGD traffic. A TCAP Signal Switching usage charge will be assessed for each TCAP message that is switched by the STP for the origination or termination of non-call associated signaling messages (excluding LIDB, 800 Access Service and LNP Database Access Query). (T)
(C)
(C)

(d) Signal Tandem Switching

An IAM Signal Tandem Switching usage charge will be assessed for an IAM message that is transported to and switched by the STP for tandem routed originating FGD traffic and for an IAM message that is switched and transported to an end office for tandem routed terminating FGB and FGD traffic. When Signal Tandem Switching usage charges are assessed, Signal Switching and Signal Transport charges do not apply, except for SS7 Gateway Signaling as provided in Section 18. (T)

Issued:**Effective: August 1, 2009**

By W. Karl Wardin, Regional Vice President - Regulatory
225 West Randolph Street, Chicago, Illinois 60606

ACCESS SERVICE

6. Switched Access Service (Cont'd)

6.8 Rate Regulations (Cont'd)

6.8.2 Description and Application of Rates and Charges (Cont'd)

(D) Application of Rates (Cont'd)

(D)

(D)

6.8.3 Minimum Periods

Except as specified in 6.8.2(D)(6) preceding, Switched Access Service is provided for a minimum period of one month.

Issued: January 2, 1998

Effective: January 3, 1998

**By D. H. Gebhardt, Vice Pres. - Regulatory Affairs
225 W. Randolph Street
Chicago, Illinois 60606**

ACCESS SERVICE

6. Switched Access Service (Cont'd)

6.8 Rate Regulations (Cont'd)

6.8.4 Minimum Monthly Charge

Switched Access Service is subject to a minimum monthly charge. The minimum charge applies for the total capacity provided. The minimum monthly charge consists of the following elements:

The minimum monthly charge for the Local Switching and the Information Surcharge rate elements is the sum of the charges set forth in 6.9.2(A) and 6.9.7 following for the measured or assumed usage for the month.

For the Switched Transport rate element, the minimum monthly charge is assessed in terms of a Minimum Monthly Usage Charge (MMUC). If the actual Switched Transport usage charge for the month is higher than the MMUC, the customer pays the actual usage charge. If the Switched Transport usage charge is lower than the MMUC, the customer pays the MMUC. The MMUC is determined as set forth in 6.8.4 following. Rates for actual usage are set forth in 6.9.1(A) following.

The minimum monthly charge for chargeable optional features assessed on a per month basis is the monthly recurring rate.

(D)
(D)

Issued: January 2, 1998

Effective: January 3, 1998

**By D. H. Gebhardt, Vice Pres. - Regulatory Affairs
225 W. Randolph Street
Chicago, Illinois 60606**

ACCESS SERVICE

6. Switched Access Service (Cont'd)

6.8 Rate Regulations (Cont'd)

6.8.5 Minimum Monthly Usage Charge (MMUC)

The MMUC billed to the customer for Switched Access Service ordered in BHMCs will be based on the total number of BHMCs (by type of BHMC) provided in or out of the end office (by type of service). For Switched Access Service ordered on a per line or trunk basis, the MMUC will be billed to the customer based on an assumed 30 BHMCs per line or trunk. For Feature Group A, the MMUC will be billed to the customer by entry switch.

The MMUC is not applied to Feature Group A services when an assumed average number of access minutes are used because actual measurement capabilities do not exist. In these cases, the customer will always be billed for the assumed average number of access minutes.

The MMUC (the minimum transport charge) does not apply at this time.

Material formerly appeared in ILL. C. C. No. 15, Section 6.8.4, Page 211. Material deleted per Transmittal No. 698.

Issued: February 16, 1996

Effective: April 1, 1996

**By D. H. Gebhardt, Vice Pres. - Reg. Affairs
225 W. Randolph Street
Chicago, Illinois 60606**

ACCESS SERVICE

6. Switched Access Service (Cont'd)

6.8 Rate Regulations (Cont'd)

Issued: February 16, 1996

Effective: April 1, 1996

By D. H. Gebhardt, Vice Pres. - Reg. Affairs
225 W. Randolph Street
Chicago, Illinois 60606

ACCESS SERVICE

6. Switched Access Service (Cont'd)

6.8 Rate Regulations (Cont'd)

Issued: February 16, 1996

Effective: April 1, 1996

By D. H. Gebhardt, Vice Pres. - Reg. Affairs
225 W. Randolph Street
Chicago, Illinois 60606

ACCESS SERVICE

6. Switched Access Service (Cont'd)

6.8 Rate Regulations (Cont'd)

Issued: February 16, 1996

Effective: April 1, 1996

**By D. H. Gebhardt, Vice Pres. - Reg. Affairs
225 W. Randolph Street
Chicago, Illinois 60606**

ACCESS SERVICE

6. Switched Access Service (Cont'd)

6.8 Rate Regulations (Cont'd)

Issued: February 16, 1996

Effective: April 1, 1996

By D. H. Gebhardt, Vice Pres. - Reg. Affairs
225 W. Randolph Street
Chicago, Illinois 60606

ACCESS SERVICE

6. Switched Access Service (Cont'd)

6.8 Rate Regulations (Cont'd)

Issued: February 16, 1996

Effective: April 1, 1996

**By D. H. Gebhardt, Vice Pres. - Reg. Affairs
225 W. Randolph Street
Chicago, Illinois 60606**

ACCESS SERVICE

6. Switched Access Service (Cont'd)

6.8 Rate Regulations (Cont'd)

6.8.6 Change of Feature Group Type

Changes from one type of Feature Group to another will be treated as a discontinuance of one type of service and a start of another. Nonrecurring charges will apply, with these exceptions. (T)

- (1) When a customer upgrades a Feature Group A or B service to a Feature Group D service, the nonrecurring charge will not apply if the following conditions are met:

- (a) The same customer premises is maintained, and

(D)

ACCESS SERVICE

6. Switched Access Service (Cont'd)

6.8 Rate Regulations (Cont'd)

(D)

(D)

6.8.7 Moves

A move involves a change in the physical location of one of the following:

- The point of termination at the customer's or the customer's end user premises
- The customer's premises

The charges for the move are dependent on whether the move is to a new location within the same building or to a different building.

ACCESS SERVICE

6. Switched Access Service (Cont'd)

6.8 Rate Regulations (Cont'd)

6.8.7 Moves (Cont'd)

(A) Moves Within the Same Building

When the move is to a new location within the same building, the Administrative Charge and the Customer Connection Charge for the service affected will apply. There will be no change in the minimum period requirements.

(B) Moves to a Different Building

Moves to a different building will be treated as a discontinuance and start of service and all associated nonrecurring charges will apply. New minimum period requirements will be established for the new service. The customer will also remain responsible for satisfying all outstanding minimum period charges for the discontinued service.

6.8.8 Measuring Access Minutes

Customer traffic to end offices will be measured (i.e., recorded or assumed) by the Telephone Company at end office switches or access tandem switches. Originating and terminating calls will be measured (i.e., recorded or assumed) by the Telephone Company to determine the basis for computing chargeable access minutes. In the event the customer message detail is not available because the Telephone Company lost or damaged tapes or experienced recording system outages, the Telephone Company will estimate the volume of lost customer access minutes of use based on previously known values.

For terminating calls over FGA, FGB and FGD, and for originating calls over FGA, FGB and FGD, 500 Access Service and 900 Access Service, the measured minutes are the chargeable access minutes.

(D)

ACCESS SERVICE

6. Switched Access Service (Cont'd)

6.8 Rate Regulations (Cont'd)

6.8.8 Measuring Access Minutes (Cont'd)

(D)

(D)

ACCESS SERVICE

6. Switched Access Service (Cont'd)

6.8 Rate Regulations (Cont'd)

6.8.8 Measuring Access Minutes (Cont'd)

FGA access minutes or fractions thereof, the exact value of the fraction being a function of the switch technology where the measurement is made, are accumulated over the billing period for each line or hunt group, and are then rounded up to the nearest access minute for each line or hunt group. FGB and FGD access minutes or fractions thereof, the exact value of the fraction being a function of the switch technology where the measurement is made, are accumulated over the billing period for each end office, and are then rounded up to the nearest access minute for each end office. (D)

Assumed minutes are used for FGA services which originate or terminate in end offices not equipped with measurement capabilities or for originating FGA service equipped with the DID optional feature.

The assumed average access minutes for FGA services originating or terminating in end offices where measurement capability is not available or for originating FGA service equipped with the DID optional feature are as set forth following.

ACCESS SERVICE**6. Switched Access Service (Cont'd)****6.8 Rate Regulations (Cont'd)****6.8.8 Measuring Access Minutes (Cont'd)**

When FGA is provided where neither the originating nor terminating access minutes are measured, the assumed average interstate access minutes are:

Two-Way FGA	--	1074 originating minutes per transmission path
	--	5846 terminating minutes per transmission path
Terminating-Only FGA	--	Zero originating minutes per transmission path
	--	5846 terminating minutes per transmission path
Originating-Only FGA	--	1074 originating minutes per transmission path
	--	Zero terminating minutes per transmission path

Material formerly appeared in ILL. C. C. No. 15, Section 6.8.7, Page 215.

Issued: February 16, 1996

Effective: April 1, 1996

**By D. H. Gebhardt, Vice Pres. - Reg. Affairs
225 W. Randolph Street
Chicago, Illinois 60606**

ACCESS SERVICE

6. Switched Access Service (Cont'd)

6.8 Rate Regulations (Cont'd)

Issued: February 16, 1996

Effective: April 1, 1996

**By D. H. Gebhardt, Vice Pres. - Reg. Affairs
225 W. Randolph Street
Chicago, Illinois 60606**

ACCESS SERVICE**6. Switched Access Service (Cont'd)****6.8 Rate Regulations (Cont'd)****6.8.8 Measuring Access Minutes (Cont'd)**

When FGA is provided where the terminating access minutes are measured but the originating access minutes are not measured or the FGA service is provided with the DID optional feature, the assumed average originating access minutes are:

Terminating-Only FGA	-- Zero originating minutes per transmission path
Originating-Only FGA	-- 1074 originating minutes per transmission path

Material formerly appeared in ILL. C. C. No. 15, Section 6.8.7, Page 215.

Issued: February 16, 1996

Effective: April 1, 1996

**By D. H. Gebhardt, Vice Pres. - Reg. Affairs
225 W. Randolph Street
Chicago, Illinois 60606**

ACCESS SERVICE**6. Switched Access Service (Cont'd)****6.8 Rate Regulations (Cont'd)****6.8.8 Measuring Access Minutes (Cont'd)**

When FGA is provided where the originating access minutes are measured but the terminating access minutes are not measured, the assumed average terminating access minutes are:

Terminating-Only FGA	-- 5846 terminating minutes per transmission path
Originating-Only FGA	-- Zero terminating minutes per transmission path

Material formerly appeared in ILL. C. C. No. 15, Section 6.8.7, Page 216.

Issued: February 16, 1996

Effective: April 1, 1996

**By D. H. Gebhardt, Vice Pres. - Reg. Affairs
225 W. Randolph Street
Chicago, Illinois 60606**

ACCESS SERVICE

6. Switched Access Service (Cont'd)

6.8 Rate Regulations (Cont'd)

6.8.8 Measuring Access Minutes (Cont'd)

Where measurement capability exists for either originating or terminating usage, but not both, on a two-way FGA line, the billed usage shall be the assumed usage of 6,919 minutes of use or the measured usage, whichever is greater.

If the usage in the measured direction exceeds the foregoing assumed minutes of use, the assumed usage in the unmeasured direction will be zero minutes.

If the usage in the measured direction is less than the foregoing assumed minutes of use, the assumed usage in the unmeasured direction will be the foregoing assumed minutes minus the measured usage.

Material formerly appeared in ILL. C. C. No. 15, Section 6.8.7, Page 216.

Issued: February 16, 1996

Effective: April 1, 1996

**By D. H. Gebhardt, Vice Pres. - Reg. Affairs
225 W. Randolph Street
Chicago, Illinois 60606**

ACCESS SERVICE**6. Switched Access Service (Cont'd)****6.8 Rate Regulations (Cont'd)****6.8.8 Measuring Access Minutes (Cont'd)****(A) Feature Group A Usage Measurement**

For originating calls over FGA, usage measurement begins when the originating FGA entry switch receives an off-hook supervisory signal forwarded from the customer's point of termination. This off-hook signal is either provided by the customer's equipment or is forwarded by the customer's equipment when the called party answers.

The measurement of originating call usage over FGA ends when the originating FGA entry switch receives an on-hook supervisory signal from either the originating end user's end office, indicating the originating end user has disconnected, or the customer's point of termination, whichever is recognized first by the entry switch.

For terminating calls over FGA, usage measurement begins when the terminating FGA entry switch receives an off-hook supervisory signal from the terminating end user's end office, indicating the terminating end user has answered. The measurement of terminating call usage over FGA ends when the terminating FGA entry switch receives an on-hook supervisory signal from either the terminating end user's end office, indicating the terminating end user has disconnected, or the customer's point of termination, whichever is recognized first by the entry switch.

(B) Feature Group B Usage Measurement

For originating calls over FGB, usage measurement begins when the originating FGB entry switch receives answer supervision forwarded from the customer's point of termination, indicating the customer's equipment has answered.

The measurement of originating call usage over FGB ends when the originating FGB entry switch receives disconnect supervision from either the originating end user's end office, indicating the originating end user has disconnected, or the customer's point of termination, whichever is recognized first by the entry switch.

For terminating calls over FGB, usage measurement begins when the terminating FGB entry switch receives answer supervision from the terminating end user's end office, indicating the terminating end user has answered.

Material formerly appeared in ILL. C. C. No. 15, Section 6.8.7, Pages 217 and 218.

Issued: February 16, 1996

Effective: April 1, 1996

**By D. H. Gebhardt, Vice Pres. - Reg. Affairs
225 W. Randolph Street
Chicago, Illinois 60606**

ACCESS SERVICE

6. Switched Access Service (Cont'd)

6.8 Rate Regulations (Cont'd)

Issued: February 16, 1996

Effective: April 1, 1996

**By D. H. Gebhardt, Vice Pres. - Reg. Affairs
225 W. Randolph Street
Chicago, Illinois 60606**

ACCESS SERVICE

6. Switched Access Service (Cont'd)

6.8 Rate Regulations (Cont'd)

6.8.8 Measuring Access Minutes (Cont'd)

(B) Feature Group B Usage Measurement (Cont'd)

The measurement of terminating call usage over FGB ends when the terminating FGB entry switch receives disconnect supervision from either the terminating end user's end office, indicating the terminating end user has disconnected, or the customer's point of termination, whichever is recognized first by the entry switch.

(C)

(D)

(D)

ACCESS SERVICE

6. Switched Access Service (Cont'd)

6.8 Rate Regulations (Cont'd)

Issued: February 16, 1996

Effective: April 1, 1996

**By D. H. Gebhardt, Vice Pres. - Reg. Affairs
225 W. Randolph Street
Chicago, Illinois 60606**

ACCESS SERVICE

6. Switched Access Service (Cont'd)

6.8 Rate Regulations (Cont'd)

6.8.8 Measuring Access Minutes (Cont'd)

(D) Feature Group D Usage Measurement

For originating calls over FGD with multifrequency signaling, usage measurement begins when the originating FGD entry switch receives the first wink supervisory signal forwarded from the customer's point of termination.

For originating calls over FGD with SS7 signaling, usage measurement for direct trunks begins when the FGD entry switch sends an Initial Address Message. If the IAM has to be resent, usage measurement will begin when the IAM is resent. Usage measurement for tandem trunks begins when the FGD entry switch receives an Exit Message.

The measurement of originating call usage over FGD with multifrequency signaling ends when the originating FGD entry switch receives disconnect supervision from either the originating end user's end office, indicating the originating end user has disconnected, or the customer's point of termination, whichever is recognized first by the entry switch.

The measurement of originating call usage over FGD with SS7 signaling ends when a Release Message is sent or received by the originating end user's end office, whichever occurs first.

For terminating calls over FGD, the measurement of access minutes begins when the terminating FGD entry switch receives answer supervision from the terminating end user's end office, indicating the terminating end user has answered.

The measurement of terminating call usage over FGD ends when the terminating FGD entry switch receives disconnect supervision from either the terminating end user's end office, indicating the terminating end user has disconnected, or the customer's point of termination, whichever is recognized first by the entry switch.

(D)
|
(D)

ACCESS SERVICE

6. Switched Access Service (Cont'd)

6.8 Rate Regulations (Cont'd)

Issued: February 16, 1996

Effective: April 1, 1996

**By D. H. Gebhardt, Vice Pres. - Reg. Affairs
225 W. Randolph Street
Chicago, Illinois 60606**

ACCESS SERVICE**6. Switched Access Service (Cont'd)****6.8 Rate Regulations (Cont'd)****6.8.9 Network Blocking Charge for Feature Group D**

The customer will be notified by the Telephone Company to increase its capacity (busy hour minutes of capacity or quantities of trunks) when excessive trunk group blocking occurs on groups carrying Feature Group D traffic. Excessive trunk group blocking occurs when the blocking thresholds as described in 6.6.7 preceding are exceeded. If the order for additional capacity has not been received by the Telephone Company within 15 days of the notification, the Telephone Company will bill the customer, at the rate set forth in 6.9.1(B) following, for each overflow in excess of the chargeable threshold.

**Chargeable Thresholds
For Trunk Groups as Specified in 6.6.7(E) (1)**

Trunk Group Size	Allowable Overflows Per Trunk Per Month
1-2	18
3-4	19
5-6	13
7-40	10
40-139	9
140-500	8
501 or greater	7

For Trunk Groups as Specified in 6.6.7(E) (2)

Trunk Group Size	Allowable Overflows Per Trunk Per Month
1-4	10
5-6	8
7-125	6
126 or greater	5

Material formerly appeared in ILL. C. C. No. 15, Section 6.8.8, Page 221.

Issued: February 16, 1996

Effective: April 1, 1996

**By D. H. Gebhardt, Vice Pres. - Reg. Affairs
225 W. Randolph Street
Chicago, Illinois 60606**

ACCESS SERVICE**6. Switched Access Service (Cont'd)****6.8 Rate Regulations (Cont'd)****6.8.10 Application of Rates for Extension Service**

Feature Group A Switched Access Service is available with extensions, i.e., additional terminations of the service at different building(s) in the same or a different MSA. Feature Group A extensions in the same MSA and same state are charged for under the Telephone Company's local and/or general exchange service tariffs. Feature Group A extensions in different MSAs are provided and charged for as Special Access Service. The rate elements which apply are: A Direct Analog Service Local Distribution Channel, Channel Mileage Terminations and Channel Mileage, if applicable, and Signaling Capability, if applicable. All appropriate monthly rates and nonrecurring charges set forth in 7.5.3 following will set forth in 7.5.3 following will apply. Such extensions are ordered as set forth in 5.2 preceding.

6.8.11 Message Unit Credit

Calls from end users to the seven digit local telephone numbers associated with Feature Group A Switched Access Service are subject to Telephone Company local and/or general exchange service tariff charges (including message unit and toll charges as applicable). The monthly bills rendered to customers for their Feature Group A Switched Access Service will include a credit to reflect any message unit charges collected from their end users under the Telephone Company's local and/or general exchange service tariffs. The credit will apply for recorded originating usage or for assumed originating usage, as appropriate for the FGA service provided. When the credit is applied on assumed usage, such credit will not exceed the assumed levels of usage set forth in 6.8.7 preceding. No message unit credit will apply for any terminating FGA access minutes. The message unit credit for originating access minutes is as set forth in 6.9.5 following.

6.8.12 Local Information Delivery Services

Calls over Switched Access in the terminating direction to certain community information services will be rated under the applicable rates for Switched Access Service as set forth in 6.9 following. In addition, the charges per call as specified under the Telephone Company's local and/or general exchange service tariffs, e.g., 976 (DIAL-IT) Network Services, will also apply.

Material formerly appeared in ILL. C. C. No. 15, Sections 6.8.7 and 6.8.10, Page 222 and Section 6.8.11, Page 222.1.

Issued: February 16, 1996

Effective: April 1, 1996

**By D. H. Gebhardt, Vice Pres. - Reg. Affairs
225 W. Randolph Street
Chicago, Illinois 60606**

ACCESS SERVICE**6. Switched Access Service (Cont'd)****6.8 Rate Regulations (Cont'd)****6.8.13 Mileage Measurement**

The mileage to be used to determine the Tandem-Switched Facility and Direct Transport Channel Mileage charges is calculated on the airline distance, as set forth in (A) through (M) following. The V&H coordinates method is used to determine the mileage. This method is set forth in the Exchange Carrier Association Tariff F.C.C. NO. 4 for Wire Center Information (V&H coordinates).

To determine the rate to be billed, first compute the mileage using the V&H coordinates method. If the calculation results in a fraction of a mile, always round up to the next whole mile. For Tandem-Switched Transport, multiply the rounded mileage by the Tandem-Switched Facility rate and the access minutes to be billed. If the Switched Transport is Direct Transport, then multiply the rounded mileage by the corresponding Direct Transport Channel Mileage rate. For Host-Remote Transport, multiply the rounded mileage by the Host-Remote Facility rate and the access minutes.

(C)

(N)

(N)

(A) For Tandem-Switched Facilities ordered on a usage sensitive basis between the end office and the customer's serving wire center, mileage is measured between the end office where the call originates or terminates and the customers' serving wire center. This provision expires July 1, 1998, at which time mileage between the end office and the customer's serving wire center will be measured as described in (L) following.

(C)

(C)

(N)

(N)

(B) When Direct Transport is ordered to the end office, Direct Transport Channel Mileage is measured on an airline distance basis between the end office and the customer's serving wire center.

(C) Switched Transport for Feature Group A Switched Access Service is rated as Direct Transport between the customer's serving wire center and the FGA dial tone office. This Direct Transport Channel Mileage is calculated on an airline basis, between the customer's serving wire center and the FGA dial tone office, using the V&H coordinates method. For terminating FGA service, the Switched Transport between the FGA dial tone office and the terminating end office is rated as Tandem-Switched Transport. The Tandem-Switched Facility mileage is calculated using the V&H coordinates of the dial tone office and the terminating end office.

Certain material previously on this page now appears on 1st Revised Page 204.

Issued: January 2, 1998

Effective: January 3, 1998

By D. H. Gebhardt, Vice Pres. - Regulatory Affairs
225 W. Randolph Street
Chicago, Illinois 60606

ACCESS SERVICE

6. Switched Access Service (Cont'd)

6.8 Rate Regulations (Cont'd)

6.8.13 Mileage Measurement (Cont'd)

- (D) When a non-AT&T customer's premises is within five miles of an AT&T Class 4 office, the Switched Transport mileage for a call which is carried over a Switched Access Service, originating or terminating through an end office switch, shall be the distance as would be determined from that end office switch to the service wire center for that AT&T Class 4 office unless the customer specifies that for an entire LATA, it wants all measurements determined from its serving wire center. This designation (i.e., which serving wire center to use in calculating mileage) may be changed only once in any 12 month period. Such change will be made without charge(s) to the customer
- (E) When the Alternate Traffic Routing optional feature is provided with Feature Groups B and D, to provide service from an end office to different customer premises locations, usage rated Switched Transport access minutes will be apportioned between the two transmission routes used to provide this feature. For terminating Feature Group B and for FGD routed via an access tandem such apportionment will be made using standard Telephone Company traffic engineering methodology and will be based on the last trunk CCS desired for the high usage group, as described in 6.3.1(A) preceding, and the relative capacity ordered to the end office, when the feature is provided at an end office switch, or to the subtending end offices when the feature is provided at an access tandem switch. For originating FGB, Switched Transport usage will be apportioned between direct routed and tandem routed using the Tandem Routed Percent factor as set forth in Section 6.7.5 preceding. For Feature Group D directly routed to an end office the apportionment will be based on the actual measured data which is recorded against the specific trunk group that carried a particular call. This apportionment will serve as the basis for the Switched Transport mileage calculation. The customer will be billed accordingly. (D)
- (F) When terminating Feature Group B Switched Access Service is provided from multiple customer premises to an end office not equipped with measurement capabilities, the total Switched Transport access minutes for that end office will be apportioned among the trunk groups accessing the end office on the basis of the individual capacity, i.e., busy hour minutes or trunks ordered for each of those trunk groups. This apportionment will serve as the basis for the Switched Transport mileage calculation. (D)

ACCESS SERVICE

6. Switched Access Service (Cont'd)

6.8 Rate Regulations (Cont'd)

6.8.13 Mileage Measurement (Cont'd)

- (G) When a customer orders either Tandem-Switched Transport or Direct Transport to a Host office, the airline mileage between the customer's serving wire center and the Host office will be calculated using the V & H Coordinate method. In addition, when an NXX is dedicated for use at a Remote Switching System (RSS) or a Remote Switching Module (RSM), the V&H coordinates of the RSS or RSM and the V&H coordinates of the Host office, as listed in the Exchange Carrier Association Tariff F.C.C. No. 4 will be used to compute the mileage between the Host office and the RSS or RSM. (C)

Issued: March 25, 1998

Effective: March 26, 1998

**By D. H. Gebhardt, Vice Pres. - Regulatory Affairs
225 W. Randolph Street
Chicago, Illinois 60606**

ACCESS SERVICE

6. Switched Access Service (Cont'd)

6.8 Rate Regulations (Cont'd)

6.8.13 Mileage Measurement (Cont'd)

- (H) Where measurement capability does not exist and/or end office specific usage data is not available, FGA terminating usage will be apportioned among the end offices in the access area of the entry switch to which the service is provided, as described following. (The access area is as defined in 6.8.1(D)(3)(b)(ii) preceding.) The usage to be apportioned will be the recorded usage or the assumed usage as set forth in 6.8.7 preceding.

Such apportionment will be based on the ratio of the number of subscriber lines served by each end office in the access area to the total number of subscriber lines in the access area. The ratio thus developed is applied to the total FGA terminating usage.

Tandem-Switched Facility mileage for the terminating FGA access minutes apportioned in this manner will be calculated on an airline basis, using the V&H coordinates method, between each end office to which minutes have been apportioned and the dial tone office.

- (I) When Feature Group B or D Switched Access is provided where the Switched Transport is provided by the Telephone Company and the end user connection is provided over public mobile service, mileage for access minutes will be calculated on the airline basis, using the V&H coordinate method, between the customer's serving wire center and the point of interconnection with the Cellular Carrier or Radio Common Carrier. The point of interconnection may be either an end office or an access tandem. (D)
- (J) When Feature Group D Switched Access is provided in conjunction with TRS Access Service, where the Switched Transport is provided from the Telephone Company's TRS Access Tandem to the serving wire center of the TRS subscriber's carrier of choice, the Switched Transport mileage will be calculated on an airline basis, using the V&H Coordinate method, between the central office containing the TRS Access Tandem and the serving wire center of the TRS subscriber's carrier of choice.
- (K) The mileage to be used to determine the monthly rate for TRS Channel Mileage is calculated on the airline distance between the serving wire center of the TRS Provider and the TRS Access Tandem where the service terminates.

The rate that is billed is calculated by first computing the mileage using the V&H Coordinate Method. Any fractional mileage is rounded up to the next whole mile. The mileage is then multiplied by the TRS Channel Mileage rate.

There is no mileage charge for TRS-PT facilities that have zero mileage.

ACCESS SERVICE

6. Switched Access Service (Cont'd)

6.8 Rate Regulations (Cont'd)

6.8.13 Mileage Measurement (Cont'd)

- (L) When a customer orders Direct Transport Services from its serving wire center to an access tandem in conjunction with Tandem-Switched Transport to the end office, the mileage used to determine the monthly rate for the Direct Transport Channel Mileage is calculated on the airline mileage basis, between the customer's serving wire center and the access tandem. The mileage to which the Tandem-Switched Facility rate applies is calculated between the access tandem and the end office. The V&H Coordinate Method is used to determine both mileage components.
- (M) When a customer orders Direct Transport Services between its serving wire center and a tandem or a hubbing location or between a hub and an end office, the mileage used to determine the monthly rate for the Direct Transport Channel Mileage is calculated on the airline mileage basis, between the customer's serving wire center and the access tandem or hub, or between the hub and the end office, respectively. The V&H Coordinate Method is used to determine the mileage for each of the service configurations. (T)

Issued: September 18, 1998

Effective: November 3, 1998

By D. H. Gebhardt, Vice Pres. - Reg. Affairs
225 W. Randolph Street
Chicago, Illinois 6060

ACCESS SERVICE**6. Switched Access Service (Cont'd)****6.8 Rate Regulations (Cont'd)****6.8.14 Shared and Mixed Use**

Shared Use occurs when Switched Access Service and Special Access Service are provided over the same analog or digital high capacity facility through a common interface. The regulations governing the provision of Shared Use Facilities are set forth in 7.4.9 following. For Direct Transport using analog or digital high capacity facilities, monthly rates described in 6.9.6(A) apply on a prorated basis (e.g., 1/28th of LT-3 rates or 1/24th of LT-1 rates) for each channel of the high capacity facility that is used to provide Switched Access Service. While Shared Use of SONET facilities (i.e., OC-3, OC-12 and OC-48 Service, OC-3, OC-12 and OC-48 Dedicated Ring and SONET Xpress Service) for Switched Access Direct Transport is permitted, the SONET Special Access facilities continue to be rated as Special Access. Except for those nonrecurring charges waived under The Switched Optimization Plan as set forth in Section 6.8.2(C)(4), nonrecurring charges associated with Direct Transport will apply. The Residual Charge applies as described in 6.8.2(D)(7). (N)

Mixed Use occurs on Switched Transport facilities when Direct Transport and Tandem-Switched Transport services are provided over the same analog or digital high capacity Direct Transport service through a common interface. Mixed use may only be provided where the end office and access tandem are co-located or the tandem location is also a hub. (N)

The Switched Transport Mixed Use Facility will be ordered, provided and rated as Direct Transport Service (e.g., LT-3 Direct Transport Channel Mileage Terminations and Channel Mileage and Switched Transport Multiplexing). When the customer's serving wire center (SWC) is co-located with the end office, the Switched Transport Mixed Use Facility will be ordered, provided and rated as Entrance Facility only (i.e. Entrance Facility and Multiplexing). The nonrecurring charge that applies when the Switched Transport Mixed Use Facility is installed will be the nonrecurring charges associated with the installation of the appropriate Direct Transport LT-3 Direct Transport or LT-1 Direct Transport Service or Entrance Facility Service as set forth in Section 6.9.6 following. (N)

Switched Access Service nonrecurring charges will apply to each Switched Access line or trunk activated on the Mixed Use Facility as specified in Section 6.8.1(C).

The customer must place an order for each individual tandem-switched Switched Access Service or Direct Transport Service utilizing the Shared Use Facilities and specify the channel assignment for each such service.

ACCESS SERVICE**6. Switched Access Service (Cont'd)****6.8 Rate Regulations (Cont'd)****6.8.16 TRS Provider Transport (TRS-PT)**

There are two types of rates and charges for TRS Provider Transport (TRS-PT). These are monthly recurring rates and nonrecurring charges, described as follows:

(A) Monthly Rates

The recurring rates for TRS-PT are flat rates that apply each month or fraction thereof that TRS-PT is provided. The recurring monthly rates that apply for TRS-PT are TRS Local Distribution Channel, TRS Channel Mileage and TRS Channel Mileage Termination. One TRS Local Distribution Channel rate is applied per TRS-PT entrance facility. One TRS Channel Mileage Termination rate is applied per end of the TRS-PT interoffice facility that terminates in the Telephone Company's serving area. TRS Channel Mileage is applied per mile of the TRS-PT interoffice facility.

Switched Access rates as set forth in Section 6.9 and Carrier Common Line rates as set forth in Section 3.9, will not apply to the Switched Access TRS traffic transported over TRS-PT facilities. Accordingly, the TRS-PT rates will not be ratcheted. Switched Access nonrecurring charges, as set forth in Section 6.9.3(A) following, will apply for each channel activated on a TRS-PT facility.

The monthly rates for TRS-PT are set forth in Section 6.9.5(A) following.

Material formerly appeared in ILL. C. C. No. 15, Section 6.8.15, Page 225.

Issued: February 16, 1996

Effective: April 1, 1996

**By D. H. Gebhardt, Vice Pres. - Reg. Affairs
225 W. Randolph Street
Chicago, Illinois 60606**

ACCESS SERVICE**6. Switched Access Service (Cont'd)****6.8 Rate Regulations (Cont'd)****6.8.16 TRS Provider Transport (TRS-PT) (Cont'd)****(B) Nonrecurring Charges**

Nonrecurring charges are one-time charges that apply for specific work activities (i.e., installation or change to an existing service). The types of nonrecurring charges that apply for TRS Provider Transport are: installation of service and service rearrangements.

(1) Installation of Service**(a) Administrative Charge**

The Administrative Charge applies any time a customer initiates an order for service. This charge applies once per customer order, as described in Section 5.1 preceding. Administrative Charges for TRS Provider Transport are set forth in Section 6.9.3(A) following.

(b) TRS Design and Central Office Connection Charge

The TRS Design and Central Office Connection Charge applies to each service installed, and is charged once per circuit. The nonrecurring charges for TRS Design and Central Office Connection are set forth in Section 6.9.5(B) following.

(c) TRS Customer Connection Charge

The TRS Customer Connection Charge applies to each service installed, and is charged once per TRS Provider Transport facility. The nonrecurring charges for TRS Customer Connection are set forth in Section 6.9.5(B) following.

(2) Service Rearrangements

Service Rearrangements are changes to existing (installed) services. Service Rearrangements for TRS Provider Transport will be treated as a disconnect and start of new service.

Material formerly appeared in ILL. C. C. No. 15, Section 6.8.15, Pages 225 and 225.1.

Issued: February 16, 1996

Effective: April 1, 1996

**By D. H. Gebhardt, Vice Pres. - Reg. Affairs
225 W. Randolph Street
Chicago, Illinois 60606**

ACCESS SERVICE

6. Switched Access Service

6.9 Rates and Charges

6.9.1 Switched Transport

(A) Usage Charges

Premium Rates		Rates		
Tandem-Switched Termination	Originating	Terminating To non-Telephone Company 3 rd party locations	Terminating To Telephone Company's own end office	
Per Access Minute				
Zone 1	\$.000103	\$.000103	\$0.00	(R)
Zone 2	.000103	.000103	0.00	(R)
Zone 3	.000105	.000105	0.00	(R)
Zone 4	.000107	.000107	0.00	(R)
Zone 5	.000109	.000109	0.00	(R)

Pursuant to Ill. C.C. Order in Docket No. 06-0269 dated June 28, 2006.

Issued: June 13, 2017

Effective: July 1, 2017

By W. Karl Wardin, Regional Vice President - Regulatory
225 West Randolph Street, Chicago, Illinois 60606

ACCESS SERVICE

6. Switched Access Service (Cont'd)

6.9 Rates and Charges

6.9.1 Switched Transport (Cont'd)

(A) Usage Charges (Cont'd)

Premium Rates			Rates	
Tandem-Switched Facility	Originating	Terminating To non-Telephone Company 3 rd party locations	Terminating To Telephone Company's own end office	
Per Access Minute Per Mile				
Zone 1	\$.000013	\$.000013	\$0.00	(R)
Zone 2	.000014	.000014	0.00	(R)
Zone 3	.000014	.000014	0.00	(R)
Zone 4	.000014	.000014	0.00	(R)
Zone 5	.000014	.000014	0.00	(R)

ACCESS SERVICE

6. Switched Access Service (Cont'd)

6.9 Rates and Charges (Cont'd)

6.9.1

(M)

(M)

Certain material previously on this page now appears on Original Page 207.1.2.

Issued: January 30, 2001

Effective: March 17, 2001

TA - 1998

**By Christy L. Strawman, Vice President - Regulatory Affairs
225 West Randolph Street
Chicago, Illinois 60606**

ACCESS SERVICE

6. Switched Access Service (Cont'd)

6.9 Rates and Charges (Cont'd)

6.9.1 Switched Transport (Cont'd)

(A) Usage Charges (Cont'd)

Premium Rates (Cont'd)

<u>Rates</u>				
- Tandem-Switching Per Access Minute	Originating	Terminating To non-Telephone Company 3 rd party locations	Terminating To Telephone Company's own end office	
Zone 1	\$.001084	\$.001084	\$0.0000	(R)
Zone 2	.001116	.001116	0.0000	(R)
Zone 3	.001120	.001120	0.0000	(R)
Zone 4	.001252	.001252	0.0000	(R)
Zone 5	.001800	.001800	0.0000	(R)

Pursuant to Ill. C.C. Order in Docket No. 05-0231 dated June 29, 2005.

Issued: June 18, 2018

Effective: July 3, 2018

By W. Karl Wardin, Regional Vice President - Regulatory
225 West Randolph Street, Chicago, Illinois 60606

ACCESS SERVICE

6. Switched Access Service (Cont'd)

6.9 Rates and Charges (Cont'd)

6.9.1 Switched Transport (Cont'd)

(A) Usage Charges (Cont'd)

Premium Rates (Cont'd)

Rates

(T)

Residual Charge

(M)

(M)

Originating
- Per Access Minute

\$.000000

(M)
(C)(M)

Certain material previously appearing on this page now appears on Original Page 207.1.3.

Certain material appearing on this page previously appeared on Original Page 207.1.1.

Issued: January 30, 2001

Effective: March 17, 2001

TA - 1998

By Christy L. Strawman, Vice President - Regulatory Affairs
225 West Randolph Street
Chicago, Illinois 60606

ACCESS SERVICE

6. Switched Access Service (Cont'd)

6.9 Rates and Charges (Cont'd)

6.9.1 Switched Transport (Cont'd)

(A) Usage Charges (Cont'd)

Premium Rates (Cont'd)

Rates

(T)

Residual Charge (Cont'd)

(T)

Terminating

(M)

- Per Access Minute

\$.000000

(C)(M)

Certain material appearing on this page previously appeared on Original Page 207.1.2.

Issued: January 30, 2001

Effective: March 17, 2001

TA - 1998

By Christy L. Strawman, Vice President - Regulatory Affairs
225 West Randolph Street
Chicago, Illinois 60606

ACCESS SERVICE

6. Switched Access Service (Cont'd)

6.9 Rates and Charges (Cont'd)

Certain material previously on this page now appears on Original Page 207.1.1 and 1st Revised Page 208.

Issued: January 2, 1998

Effective: January 3, 1998

**By D. H. Gebhardt, Vice Pres. - Regulatory Affairs
225 W. Randolph Street
Chicago, Illinois 60606**

ACCESS SERVICE

6. Switched Access Service (Cont'd)

6.9 Rates and Charges (Cont'd)

6.9.1 Switched Transport (Cont'd)

(A) Usage Charges (Cont'd)

(D)

(D)

ACCESS SERVICE

6. Switched Access Service (Cont'd)

6.9 Rates and Charges (Cont'd)

6.9.1 Switched Transport (Cont'd)

(A) Usage Charges (Cont'd)

	Rates	
CAP Transport Residual Credit		
Premium Rates		(N)
Originating		
- per Access Minute	\$(.000000) ^{/1/}	(C)

/1/ () equals a negative amount.

(T)

Issued: January 30, 2001

Effective: March 17, 2001

TA - 1998

By Christy L. Strawman, Vice President - Regulatory Affairs
225 West Randolph Street
Chicago, Illinois 60606

ACCESS SERVICE

6. Switched Access Service (Cont'd)

6.9 Rates and Charges (Cont'd)

6.9.1 Switched Transport (Cont'd)

(A) Usage Charges (Cont'd)

	Rates	
CAP Transport Residual Credit (Cont'd)		(T)
Premium Rates		(N)
Terminating - per Access Minute	\$(.000000) ^{/1/}	(C)

/1/ () equals a negative amount.

(T)

Issued: January 30, 2001

Effective: March 17, 2001

TA - 1998

By Christy L. Strawman, Vice President - Regulatory Affairs
225 West Randolph Street
Chicago, Illinois 60606

ACCESS SERVICE

6. Switched Access Service (Cont'd)

6.9 Rates and Charges (Cont'd)

6.9.1 Switched Transport (Cont'd)

(A) Usage Charges (Cont'd)

(D)

(D)

ACCESS SERVICE

6. Switched Access Service (Cont'd)

6.9 Rates and Charges (Cont'd)

Issued: February 16, 1996

Effective: April 1, 1996

**By D. H. Gebhardt, Vice Pres. - Reg. Affairs
225 W. Randolph Street
Chicago, Illinois 60606**

ACCESS SERVICE

6. Switched Access Service

6.9 Rates and Charges (Cont'd)

6.9.1 Switched Transport (Cont'd)

(A) Usage Charges (Cont'd)

Premium Rates (Cont'd)

	<u>Rates</u>			
	Originating	Terminating To non-Telephone Company 3 rd party locations	Terminating To Telephone Company's own end office	
- Common Multiplexing Per Access Minute				
Zone 1	\$.000015	\$.000015	\$0.00	(R)
Zone 2	.000017	.000017	0.00	(R)
Zone 3	.000018	.000018	0.00	(R)
Zone 4	.000018	.000018	0.00	(R)
Zone 5	.000018	.000018	0.00	(R)

Pursuant to Ill. C.C. Order in Docket No. 06-0269 dated June 28, 2006.

Issued: June 13, 2017

Effective: July 1, 2017

By W. Karl Wardin, Regional Vice President - Regulatory
225 West Randolph Street, Chicago, Illinois 60606

ACCESS SERVICE

6. Switched Access Service

6.9 Rates and Charges (Cont'd)

6.9.1 Switched Transport (Cont'd)

(A) Usage Charges (Cont'd)

Premium Rates (Cont'd)

Rates

- Host-Remote Transport

- Host-Remote Transport Termination

	Originating	Terminating to non-Telephone Company 3rd party locations	Terminating to Telephone Company's own end office	
	Per Access Minute	Per Access Minute	Per Access Minute	
Zone 1	\$.000410	N/A	.00	(R)
Zone 2	.000410	N/A	.00	(R)
Zone 3	.000410	N/A	.00	(R)
Zone 4	.000410	N/A	.00	(R)
Zone 5	.000410	N/A	.00	(R)

Pursuant to Ill. C.C. Order in Docket No. 06-0269 dated June 28, 2006.

Issued: June 13, 2017

Effective: July 1, 2017

By W. Karl Wardin, Regional Vice President - Regulatory
225 West Randolph Street, Chicago, Illinois 60606

ACCESS SERVICE

6. Switched Access Service

6.9 Rates and Charges (Cont'd)

6.9.1 Switched Transport (Cont'd)

(A) Usage Charges (Cont'd)

Premium Rates (Cont'd)

Rates

- Host-Remote Transport Facility

	Originating	Terminating to non-Telephone Company 3rd party locations	Terminating to Telephone Company's own end office	
	Per Access Minute, Per Mile	Per Access Minute, Per Mile	Per Access Minute, Per Mile	
Zone 1	\$.000021	N/A	.00	(R)
Zone 2	.000021	N/A	.00	(R)
Zone 3	.000021	N/A	.00	(R)
Zone 4	.000021	N/A	.00	(R)
Zone 5	.000021	N/A	.00	(R)

ACCESS SERVICE

6. Switched Access Service (Cont'd)

6.9 Rates and Charges (Cont'd)

6.9.1 Switched Transport (Cont'd)

(B) Network Blocking Charge +			Rate Per Call Blocked	
			\$.001088	(T)
(C) Nonchargeable Optional Features				
(1) Supervisory Signaling			FID/USOC	
-	DX Supervisory Signaling arrangement Per Transmission Path*	NCI	++DX+	
-	SF Supervisory Signaling arrangement Per Transmission Path**	NCI	++SF+	
-	E&M Type I Supervisory Signaling arrangement Per Transmission Path*	NCI	++EA+	
-	E&M Type II Supervisory Signaling arrangement Per Transmission Path*	NCI	++EB+	

+ Applies to FGD

* Available with Interface Groups 1 and 2.

** Available with Interface Groups 2 and 6 through 10.

Issued: April 10, 1996

Effective: April 11, 1996

By D. H. Gebhardt, Vice Pres. - Reg. Affairs
225 W. Randolph Street
Chicago, Illinois 60606

ACCESS SERVICE

6. Switched Access Service (Cont'd)

6.9 Rates and Charges (Cont'd)

6.9.1 Switched Transport (Cont'd)

(C) Nonchargeable Optional Features (Cont'd)

(1) Supervisory Signaling (Cont'd)	FID/USOC
E&M Type III Supervisory Signaling - Per Transmission Path*	NCI ++EC+
Tandem Supervisory Signaling - Per Transmission Path**	NCI ++EX+
(2) Customer specification of the receive transmission level at the first point of switching within a range acceptable to the Telephone Company - Per Transmission Path***	TLV
(3) Customer specification of Local Transport Termination Four-wire termination in lieu of two-wire termination - Per Transmission Path****	NC S+T+
(4) 64 Clear Channel Capability - Per Transmission Path*****	CF3CB
(5) LT-1 Clear Channel Capability - Per LT-1 Direct Transport Channel	CF3CL

- * Available with Interface Groups 1 and 2 for FGD.
- ** Available with Interface Group 2 for FGA.
- *** Available with Interface Groups 2 through 10 for FGA and FGB.
- **** Available with Feature Group B with type B Transmission Performance. The range of transmission levels which may be specified is described in Technical Reference TR-NPL-000334.
- ***** Available with Interface Groups 6 and 9 for FGD with SS7 signaling.
- + Applies to FGD

(D)

ACCESS SERVICE

6. Switched Access Service

6.9 Rates and Charges (Cont'd)

6.9.1 Switched Transport (Cont'd)

(D) Chargeable Optional Features

(1) Reserved for Future Use

(2) Reserved for Future Use

(T)

(D)

(D)

(3) Signal Transfer Point (STP) Access	<u>USOC</u>	<u>Monthly Rate</u>	<u>Nonrecurring Charge</u>
	PT8SX	\$380.00	\$390.00
(4) Signal Switching Per Message	<u>USOC</u>		<u>Per Signaling Message</u>
- IAM			0.000117
- TCAP			0.000150
(5) Signal Tandem Switching Per Message			
- IAM			0.000160
(6) Signal Transport Per Message			
- IAM			0.000026
- TCAP			0.000038

Pursuant to Ill. C.C. Order in Docket No. 09-0188 dated June 24, 2009.

Issued: May 10, 2018

Effective: June 24, 2018

**By W. Karl Wardin, Regional Vice President - Regulatory
225 West Randolph Street, Chicago, Illinois 60606**

ACCESS SERVICE**6. Switched Access Service (Cont'd)****6.9 Rates and Charges (Cont'd)****6.9.1 Switched Transport (Cont'd)**

	USOC	Monthly Rate	Nonrecurring Charge
(7) Originating Point Code - Per OPC, per service, added or changed, per STP Pair	CF3S3		20.00
(8) Global Title Address Translation - Per service, added or changed, per STP Pair	CF3S5		10.00
(9) LIDB Service			Per Query Illinois Only
LIDB Transport			.000120
LIDB Validation			.017352 (l)

ACCESS SERVICE

6. Switched Access Service (Cont'd)

6.9 Rates and Charges (Cont'd)

Certain material previously on this page now appears on Original Page 230.4.2.

Issued: January 2, 1998

Effective: January 3, 1998

**By D. H. Gebhardt, Vice Pres. - Regulatory Affairs
225 W. Randolph Street
Chicago, Illinois 60606**

ACCESS SERVICE**6. Switched Access Service (Cont'd)****6.9 Rates and Charges (Cont'd)****6.9.1 Switched Transport (Cont'd)****(D) Chargeable Optional Features (Cont'd)****(10) Switched Transport on Optical Carrier Network (OCN) Point-to-Point Service (T)**

	USOC	Monthly	Nonrecurring Charge
(a) Add/Drop Function			
- per LT-1 Add or Drop	MXRLX	\$ 50.00	None
- per LT-3 Add or Drop	MXRTX	120.00	None

(11) Switched Transport on OC-3 Service, OC-12 and OC-48 Dedicated Ring Service. (T)

	USOC	36 Month	60 Month	Monthly Extension
(a) Ports				
- per Node type (excluding Re-Map)				
LT-1 at OC-3	SPRQX	\$ 50.00	\$ 45.00	\$ 65.00
LT-1 at OC-12 ^{/1/}	SPRRX	50.00	45.00	65.00
LT-1 at OC-12 Direct Drop	SPRWX	50.00	45.00	65.00
LT-1 at OC-48 ^{/1/}	SPRSX	50.00	45.00	65.00
LT-3 at OC-3	SPRTX	120.00	110.00	150.00
LT-3 at OC-12	SPRUX	120.00	110.00	150.00
LT-3 at OC-12 Direct Drop	SPRYX	120.00	110.00	150.00
LT-3 at OC-48	SPRVX	120.00	110.00	150.00

/1/ Optical to Electrical Add/Drop Capability as described in 7.2.11 (B)(5) is needed along with an OC-3 port unless the customer has chosen an OC-12 DDN.

Issued: December 9, 2003

Effective: December 10, 2003

By Rhonda J. Johnson, Vice President - Regulatory Affairs
225 W. Randolph Street
Chicago, IL 60606

ACCESS SERVICE

6. Switched Access Service (Cont'd)

6.9 Rates and Charges (Cont'd)

6.9.1 Switched Transport (Cont'd)

(D) Chargeable Optional Features (Cont'd)

(11) Switched Transport on OC-3 Service, OC-12 and OC-48 Dedicated Ring Service.

	USOC	36 Month	60 Month	Monthly Extension	
(a) Ports (cont'd)					
- per node type - Re-Map ^{/2/}					(N)
Per DS1 Re-Map Block (consists of 28 DS1 ports) at:					
	P8RQX	\$1,400.00	\$1,260.00	\$1,820.00	
LT-1 at OC-3	P8RRX	1,400.00	1,260.00	1,820.00	
LT-1 at OC-12 ^{/1/}	P8RWX	1,400.00	1,260.00	1,820.00	
LT-1 at OC-12 Direct Drop	P8RSX	1,400.00	1,260.00	1,820.00	
LT-1 at OC-48 ^{/1/}					
Per DS3 Re-Map at:					
LT-3 at OC-3 Re-Map Node	P8RTX	120.00	110.00	150.00	
LT-3 at OC-12 DDN Re- Map Node	P8RYX	120.00	110.00	150.00	
Per DS3 Re-Map Block (consists of 3 DS3 ports) at:					
LT-3 at OC-12 Re-Map Node	P8RUX	360.00	330.00	450.00	
LT-3 at OC-48 Re-Map Node	P8RVX	360.00	330.00	450.00	
	USOC	Nonrecurring Charge			
Nonrecurring Charges for subsequent installation					
- per port					
LT-1	NRBSY	\$350.00			
LT-3	NRBSX	385.00			

/1/ Optical to Electrical Add/Drop Capability as described in 7.2.11 (B)(5) is needed along with an OC-3 port unless the customer has chosen an OC-12 DDN.

/2/ Effective August 10, 2013, availability of Re-Map nodes is limited to Re-Map nodes that are in service or have been ordered prior to August 10, 2013.

(N)
(N)

Issued: August 9, 2013

Effective: August 10, 2013

By W. Karl Wardin, Regional Vice President - Regulatory
225 West Randolph Street, Chicago, Illinois 60606

ACCESS SERVICE

6. Switched Access Service (cont'd)

6.9 Rates and Charges (cont'd)

Certain material previously on this page now appears on 3rd Revised Page No. 213.4.

Issued: December 23, 1999

Effective: December 24, 1999

**By Theresa P. Larkin, Vice President - Regulatory Affairs
225 West Randolph Street
Chicago, Illinois 60606**

ACCESS SERVICE

6. Switched Access Service (Cont'd)

6.9 Rates and Charges (Cont'd)

6.9.1 Switched Transport (Cont'd)

(D) Chargeable Optional Features (Cont'd)

(12) Switched Transport on SONET Xpress Service

		Recurring Charges Optional Payment Plan						(C)
	USOC	Monthly Extension	12 Mo.	24 Mo.	36 Mo.	48 Mo. ^{/1/}	60 Mo. ^{/1/}	
(a) Network Access Connection (NAC)								
- Per LT-1 Customer Premises Termination	NYALX	\$157.00	\$131.00	\$124.00	\$118.00	\$111.00	\$105.00	
- Per LT-3 Customer Premises Termination	NYATX	1,193.00	994.00	944.00	895.00	845.00	795.00	
(b) Off-Network Access Connection (ONAC)								
- Per LT-1 Central Office Connection	NYOLX	90.00	75.00	60.00	50.00	42.00	30.00	
- Per LT-3 Central Office Connection	NYOTX	108.00	90.00	75.00	65.00	60.00	55.00	

^{/1/} Effective on March 1, 2019, Switched Access Term Plans of greater than 36 months are no longer available, including for any otherwise available renewals, extensions or conversions. Circuits already subject to a Switched Access Term Plan of greater than 36 months, as of March 1, 2019, will continue to be provided under that plan for the remainder of that term.

(N)
|
(N)

ACCESS SERVICE**6. Switched Access Service (Cont'd)****6.9 Rates and Charges (Cont'd)****6.9.1 Switched Transport (Cont'd)****(D) Chargeable Optional Features (Cont'd)**

(12) Switched Transport on SONET Xpress Service (Cont'd)

(T)

	USOC	Recurring Charges Monthly
(c) Service Area Transport (SAT)		
- Per Band on the Network LT-1		
- up to 3 miles	1Y6FA	\$ 104.00
- greater than 3 miles up to 10 miles	1Y6FB	152.00
- greater than 10 miles	1Y6FC	216.00
- Per Band on the Network LT-3		
- up to 3 miles	1Y6GA	728.00
- greater than 3 miles up to 10 miles	1Y6GB	1,064.00
- greater than 10 miles	1Y6GC	1,512.00
- Per Band on the Network DS3, OC-3 or OC-12 (channelized on a per LT-1 basis)		
- up to 3 miles	1Y6HA	26.00
- greater than 3 miles up to 10 miles	1Y6HB	38.00
- greater than 10 miles	1Y6HC	54.00

Issued: January 2, 1998**Effective: January 3, 1998**

By D. H. Gebhardt, Vice Pres. - Regulatory Affairs
225 W. Randolph Street
Chicago, Illinois 60606

ACCESS SERVICE

6. Switched Access Service

6.9 Rates and Charges (cont'd)

6.9.2 End Office

(A) Unbundled Local Switching

Rates Per Access Minute

Premium Rates

Originating Terminating^{/2/}

Circuit Switched Line (FGA) and Circuit
Switched Trunk (FGB) LS1
- Per Access Minute^{/1/}

\$.003116 \$.00 (R)

Circuit Switched Trunk (FGD) LS2 –
Per Access Minute^{/1/}

Area A	.003116	.00	(R)
Area B	.003116	.00	(R)
Area C	.003116	.00	(R)

Transitional Rates

Circuit Switched Line (FGA) and
Circuit Switched Trunk (FGB)
- Per Access Minute

.001402 .00 (R)

(B) Bundled Local Switching

Rates Per Access Minute

Originating Terminating^{/2/}

Premium Rates

LS1 - Per Access Minute

\$.003116 \$.00 (R)

LS2 - Per Access Minute

Area A	.003116	.00	(R)
Area B	.003116	.00	(R)
Area C	.003116	.00	(R)

Transitional Rates

- Per Access Minute

.001402 .00 (R)

/1/ Rates apply as described in Section 6.1.3(B).

/2/ Terminating rates effective as of July 1, 2017.

ACCESS SERVICE

6. Switched Access Service (Cont'd)

6.9 Rates and Charges (Cont'd)

6.9.2 End Office (Cont'd)

(C) Trunk Ports

		Rate				
(1)	Common Trunk Port		Originating	Terminating		
	- Per Access Minute		\$0.000371	\$0.00		(R)
		USOC Effective until <u>6/10/2013</u>	Originating USOC Effective <u>6/10/2013</u>	Originating Monthly <u>Rate</u>	Terminating USOC Effective <u>6/10/2013</u>	Terminating Monthly <u>Rate</u>
(2)	Dedicated Trunk Port					
	-Per LT-1 Trunk Port ^{1/}	PT8GX	3PO2X	\$118.09	3PT2X	\$0.00
						(R)

/1/ For each LT-O trunk port, the customer will be assessed a rate of 1/24th the LT-1 rate.

Pursuant to Ill. C.C. Order in Docket No. 06-0269 dated June 28, 2006.

ACCESS SERVICE

6. Switched Access Service (Cont'd)

6.9 Rates and Charges (Cont'd)

6.9.2 End Office (Cont'd)

(D) Common Switching Optional Features

Transitional Local Switching rates (non premium), where they apply, are displayed below in the rate for features indicated as NP in Section 6.1.1(B) and (C) preceding. The following features noted with a # are nonchargeable options when used with Bundled Local Switching option. When used with Unbundled Local Switching option, the following rates apply.

	FID/USOC	Monthly Rate	Nonrecurring Charge
Call Denial on Line or Hunt Group (available with FGA)			
- Per Transmission Path or Transmission Path Group	CAD	None	None
Service Code Denial on Line or Hunt Group (available with FGA)			
- Per Transmission Path or Transmission Path Group	SCD	None	None
Regular Multiline Hunt Group Arrangement (available with FGA)			
- Per Transmission Path Group	HSHPG	\$0.00#	None

(D)

ACCESS SERVICE

6. Switched Access Service (Cont'd)

6.9 Rates and Charges (Cont'd)

6.9.2 End Office (Cont'd)

(D) Common Switching Optional Features (Cont'd)

	FID/USOC	Monthly Rate	Nonrecurring Charge
Regular Multiline Hunt Group Arrangement for Use with Dedicated Access Line Service (available with FGD) - Per Transmission Path Group	HSHPG	\$0.00#	None
Uniform Call Distribution Arrangement (available with FGA) - Per Transmission Path Group	EH7PG	\$0.00#	None
Uniform Call Distribution Arrangement with Dedicated Access Line Service (available with FGD) - Per Transmission Path Group	EH7PG	\$0.00#	None

(D)

ACCESS SERVICE

6. Switched Access Service (Cont'd)

6.9 Rates and Charges (Cont'd)

6.9.2 End Office (Cont'd)

(D)

(D) Common Switching Optional Features (Cont'd)

(T)

	FID/USOC	Monthly Rate	Nonrecurring Charge
Nonhunting Number for use with Hunt Group Arrangement or Uniform Call Distribution Arrangement (available with FGA)			
- Per Line	HSGPN	None	None
Call Screening on Line or Hunt Group (available with FGA)			
- Per Line or Hunt Group	NR4CQ	None	None

Issued: February 7, 2000

Effective: February 8, 2000

By Theresa P. Larkin, Vice President - Regulatory Affairs
225 West Randolph Street
Chicago, Illinois 60606

ACCESS SERVICE

6. Switched Access Service (Cont'd)

6.9 Rates and Charges (Cont'd)

6.9.2 End Office (Cont'd)

(D)

(D) Common Switching Optional Features (Cont'd)

(T)

	FID/USOC	Monthly Rate	Nonrecurring Charge
Up to 7 Digit Outpulsing of Access Digits to Customer (available with FGB)			
- Per Transmission Path Group	USDO	None	None
Cut-Through (available with FGD)			
- Per End Office or Access Tandem	CTO	None	None

Issued: February 7, 2000

Effective: February 8, 2000

By Theresa P. Larkin, Vice President - Regulatory Affairs
225 West Randolph Street
Chicago, Illinois 60606

ACCESS SERVICE

6. Switched Access Service (Cont'd)

6.9 Rates and Charges (Cont'd)

6.9.2 End Office (Cont'd)

(D) Common Switching Optional Features (Cont'd)

	FID/USOC	Monthly Rate	Nonrecurring Charge	(D)
				(D)
Service Class Routing (available with FGD) - Per Transmission Path Group	SCRT	None	None	(D)
Alternate Traffic Routing (available with FGB and FGD) - Per Transmission Path Group	ARTG	None	None	(D)
				(D)
Signaling System Seven Signaling (available with FGD and terminating FGB) - Per Transmission Path Group		None	None	(D)
Dual Carrier Tandem Routing (available with FGB and FGD) - Per Transmission Path Group		None	None	(D)

ACCESS SERVICE

6. Switched Access Service (Cont'd)

6.9 Rates and Charges (Cont'd)

6.9.2 End Office (Cont'd)

(D) Common Switching Optional Features (Cont'd)

	FID/USOC	Monthly Rate	Nonrecurring Charge
International Carrier Option (available with FGD) - Per End Office and Access Tandem	INCO	None	None
Band Advance Arrangement for Use with Dedicated Access Line Service (available with FGD) - Per Arrangement	BAAD	None	None
Feature Group D with 950 Access (available with FGD) - Per End Office		None	None

(D)

ACCESS SERVICE

6. Switched Access Service (Cont'd)

6.9 Rates and Charges (Cont'd)

6.9.2 End Office (Cont'd)

(D) Common Switching Optional Features (Cont'd)

	FID/USOC	Monthly Rate	Nonrecurring Charge	
End Office End User Line Service Screening for Use with Dedicated Access Line Service (available with FGD) - Per Dedicated Access Line	BAND	None	None	(D)
Nonhunting Number for Use with Hunt Group Arrangement or Uniform Call Distribution Arrangement for Use with Dedicated Access Line Service (available with FGD) - Per Dedicated Access Line	HSGPN	None		(D)

ACCESS SERVICE

6. Switched Access Service (Cont'd)

6.9 Rates and Charges (Cont'd)

6.9.2 End Office (Cont'd)

(D) Common Switching Optional Features (Cont'd)

	FID/USOC	Monthly Rate	Nonrecurring Charge	
Answer Supervision with Line Side Interface - Per FGA line	CF3AL	\$0.00	None	(D)
Central Office Announcement - Per Arrangement	RKDPA	0.00	0.00	(D)
Make Busy Arrangement (FGA, B, D) - Per Arrangement	DXV	None	0.00	
Multiline Hunt Group Overflow - Per Arrangement	MHGPA	None	None	

ACCESS SERVICE

6. Switched Access Service (Cont'd)

6.9 Rates and Charges (Cont'd)

6.9.2 End Office (Cont'd)

(D) Common Switching Optional Features (Cont'd)

	FID/USOC	Monthly Rate	Nonrecurring Charge	
Queuing - Per Arrangement	A63PA	\$0.00	\$0.00	(D)
Three-Way Call Transfer - Per Arrangement	E03PA	0.00	None	(D)
Preferential Hunting (available with FGA) - Per Transmission Path Group/Arrangement	PHGPA	0.00#	None	(D)
Preferential Hunting for use with DAL (available with FGD) - Per Transmission Path Group/Arrangement	PHGPA	0.00#	None	

ACCESS SERVICE

6. Switched Access Service (Cont'd)

6.9 Rates and Charges (Cont'd)

6.9.2 End Office (Cont'd)

(D) Common Switching Optional Features (Cont'd)

	FID/USOC	Monthly Rate	Nonrecurring Charge
Circular Multiline Hunt Group (available with FGA) - Per Transmission Path Group/Arrangement	EH6PG	\$0.00#	None
Circular Multiline Hunt Group for Use with DAL (available with FGD) - Per Transmission Path Group/Arrangement	EH6PG	0.00#	None
Direct Inward Dialing (DID) Trunk Termination (available with FGA) - Per Trunk Termination	ND2	\$0.00	\$0.00
Direct Inward Dialing (DID) Groups of 20 DID Numbers (available with DID Trunk Terminations) - Per Each Group of 20 DID Numbers	ND4	\$0.00	\$0.00

(D)

ACCESS SERVICE

6. Switched Access Service (Cont'd)

6.9 Rates and Charges (Cont'd)

6.9.2 End Office (Cont'd)

(D) Common Switching Optional Features (Cont'd)

	FID/USOC	Monthly Rate	Nonrecurring Charge	
Flexible Automatic Number Identification (available with ANI on FGD) - Per CIC per End Office	NUVPO	None	\$0.00	(R)

ACCESS SERVICE

6. Switched Access Service

6.9 Rates and Charges (Cont'd)

6.9.2 End Office (Cont'd)

(D) Common Switching Optional Features (Cont'd)

	<u>FID/USOC</u>	<u>Recurring Rate</u>	<u>Nonrecurring Charge</u>	
Called Directory Number Delivery (FGD)				
- Per Message	CDND	0.00	None	(R)
Calling Billing Number Delivery (Automatic Number Identification) (available with FGD)				
- Per Message	ANI	0.00	None	(R)
Basic Initial Address Message Delivery				
- Per Message		0.00		(R)
Signal Formulation				
- Per Message				
- IAM		.000451		
- TCAP		.000450		

Pursuant to Ill. C.C. Order in Docket No. 08-0249 dated June 25, 2008.

Issued: May 16, 2014

Effective: July 1, 2014

**By W. Karl Wardin, Regional Vice President - Regulatory
225 West Randolph Street, Chicago, Illinois 60606**

ACCESS SERVICE**6. Switched Access Service (Cont'd)****6.9 Rates and Charges (Cont'd)****6.9.2 End Office (Cont'd)****(D) Common Switching Optional Features (Cont'd)**

	FID/USOC	Monthly Rate	Nonrecurring Charge
Public Switched Digital Serviced (PSDS) Switching Capability (For Use with Feature Group D)			
- Per Minute of Use		None	None
SS7 Optional Parameters			
- Carrier Identification Parameter,			
- Per Trunk Group	U7CPE	\$6.90 (I)	\$46.00 (I)

ACCESS SERVICE

6. Switched Access Service (Cont'd)

6.9 Rates and Charges (Cont'd)

6.9.2 End Office (Cont'd)

		(D)
(E) Transport Termination Nonchargeable Options		(T)
	FID	
Line Side Terminations (For FGA)		(T)
Two-Way Operation		
- Dial Pulse with Loop Start	NC +++A	
- Dial Pulse with Ground Start	NC +++E	
- DTMF with Loop Start	NC +++F	
- DTMF with Ground Start	NC +++G	
Terminating Operation		
- Dial Pulse with Loop Start	NC +++N	
- Dial Pulse with Ground Start	NC +++P	
- DTMF with Loop Start	NC +++R	
- DTMF with Ground Start	NC +++S	
Originating Operation		
- Loop Start	NC +++U	
- Ground Start	NC +++V	

Issued: February 7, 2000

Effective: February 8, 2000

By Theresa P. Larkin, Vice President - Regulatory Affairs
225 West Randolph Street
Chicago, Illinois 60606

ACCESS SERVICE

6. Switched Access Service (Cont'd)

6.9 Rates and Charges (Cont'd)

6.9.2 End Office (Cont'd)

(E) Transport Termination Nonchargeable Options (Cont'd)

	FID	
Trunk Side Terminations (For FGB and FGD)		(D)
Standard Trunk for Originating, Terminating or Two-Way operation (available with FGB and FGD)	TTC SO TTC ST TTC TY	(D)
Standard Trunk, Originating Only (available with FGD for non-presubscribed access)	TTC NP	
Rotary Dial Station Signaling Trunk (available with FGB)	TTC RD	(D)
		(D)
Operator Trunk, Full Feature Arrangement (available with FGD)	TTC FF	

ACCESS SERVICE

6. Switched Access Service (Cont'd)

6.9 Rates and Charges (Cont'd)

6.9.2 End Office (Cont'd)

(F) Transport Termination Chargeable Options

	USOC	Nonrecurring Charge	
Tandem Signaling (For FGD, Per Trunk Group)			
- Multifrequency (MF)		\$0.00	(R)
- Signaling System 7 (SS7)		0.00	(R)

ACCESS SERVICE

6. Switched Access Service (Cont'd)

6.9 Rates and Charges (Cont'd)

6.9.2 End Office (Cont'd)

(D)

(G) Dedicated Access Line Termination Nonchargeable Options

(T)

Line Side Terminations:	FID
Originating Only Loop Start, Line Side Connection, with DTMF Address Signaling - Per Dedicated Access Line	NC +++R
Originating Only Loop Start, Line Side Connection, with Dial Pulse Address Signaling - Per Dedicated Access Line	NC +++N
Originating Only Ground Start, Line Side Connection, with DTMF Address Signaling - Per Dedicated Access Line	NC +++S
Originating Only Ground Start, Line Side Connection, with Dial Pulse Address Signaling - Per Dedicated Access Line	NC +++P
Terminating Only Loop Start, Line Side Connection - Per Dedicated Access Line	NC +++U
Terminating Only Ground Start, Line Side Connection - Per Dedicated Access Line	NC +++V

Issued: February 7, 2000

Effective: February 8, 2000

By Theresa P. Larkin, Vice President - Regulatory Affairs
225 West Randolph Street
Chicago, Illinois 60606

ACCESS SERVICE

6. Switched Access Service (Cont'd)

6.9 Rates and Charges (Cont'd)

6.9.2 End Office (Cont'd)

(D)

(G) Dedicated Access Line Termination Nonchargeable Options (Cont'd)

(T)

Trunk Side Terminations:

FID

Terminating or 2-Way Trunk Side
Connection for Dialed Number
Identification Service

- Per Dedicated Access Line

NC +++T

ACCESS SERVICE

6. Switched Access Service (Cont'd)

6.9 Rates and Charges (Cont'd)

6.9.3 Nonrecurring Charges

(A) Installation and Rearrangement Charges

	USOC	Administrative Charge Per Order ORCMX	Design and Central Office Connection Charge Per Line of Trunk NRBCL	Customer Connection Charge Per Line or Trunk NRBBC
Line Side		\$50.00 (R)	\$300.00	\$500.00
- Rearrangement Charges		\$50.00 (R)	\$300.00	
- Rearrangement Charge Exceptions				
- Records Only for Changes to:				
- Billing Account Number				
- Circuit ID Number				
- Test Line Number				
- Customer of Record				
- Per Order		\$50.00 (R)		

Issued: May 26, 2000

Effective: June 26, 2000

By Theresa P. Larkin, Vice President - Regulatory Affairs
225 West Randolph Street
Chicago, Illinois 60606

ACCESS SERVICE**6. Switched Access Service (Cont'd)****6.9 Rates and Charges (Cont'd)****6.9.3 Nonrecurring Charges****(A) Installation and Rearrangement Charges (Cont'd)**

	USOC	Administrative Charge Per Order	Design and Central Office Connection Charge Per Line of Trunk	Customer Connection Charge Per Line or Trunk
Trunk Side				
- New Installations		\$50.00		\$15.00
- Initial Trunk	NRBCL		\$100.00	
- Additional Trunk	NRBDE		15.00 (R)	
- Rearrangement Charges		\$50.00		\$15.00
- Initial Trunk	NRB6U		\$100.00	
- Additional Trunk	NRB6V		25.00	
- Rearrangement Charge Exceptions				
- Translations Only Rearrangements				
-Serving Class Routing		\$50.00		
- Per Trunk Group per End Office and/or Tandem	NR6RM		\$70.00	
-CIC Code Level/ Alternate Routing		\$50.00		
- Per CIC code per Trunk Group per End Office and/or Tandem	NR6RN		\$25.00 (R)	
-Software Translations Trunk Rearrangements		\$50.00		
- Per Trunk per End Office and/or Tandem	NR6RP		\$10.00	

Issued: January 14, 2011**Effective: March 1, 2011****By W. Karl Wardin, Regional Vice President - Regulatory
225 West Randolph Street, Chicago, Illinois 60606**

ACCESS SERVICE**6. Switched Access Service (Cont'd)****6.9 Rates and Charges (Cont'd)****6.9.3 Nonrecurring Charges (Cont'd)****(A) Installation and Rearrangement Charges (Cont'd)**

	Administrative Charge Per Order	Design and Central Office Connection Charge Per Trunk or Trunk Group	Customer Connection Charge Per Trunk or Trunk Group
Trunk Side			
- Rearrangement Charge Exceptions (Cont'd)			
- Records Only for Changes to:			
- Billing Account Number			
- Circuit ID Number			
- Test Line Number			
- Customer of Record			
- Tandem to Direct End Office Rerouting or End Office to Tandem Rerouting*			
-Per Order	\$50.00		

* The Telephone Company must receive the orders for the Tandem to Direct End Office Rerouting or End Office to Tandem Rerouting Rearrangement by May 11, 1995.

Material formerly appeared in ILL. C. C. No. 15, Section 6.9.3, Page 240.1.

Issued: February 16, 1996

Effective: April 1, 1996

**By D. H. Gebhardt, Vice Pres. - Reg. Affairs
225 W. Randolph Street
Chicago, Illinois 60606**

ACCESS SERVICE

6. Switched Access Service (Cont'd)

6.9 Rates and Charges (Cont'd)

6.9.3 Nonrecurring Charges (Cont'd)

(A) Installation and Rearrangement Charges (Cont'd)

	USOC	Nonrecurring Charge
Trunk Side		
- Rearrangement Charge Exceptions (Cont'd)		
- LT-1 Clear Channel Capability Option Rearrangements		
- Per LT-1 Direct Transport Channel	CZ6	\$350.00

Added material per Transmittal No. 753.

Issued: February 16, 1996

Effective: April 1, 1996

By D. H. Gebhardt, Vice Pres. - Reg. Affairs
225 W. Randolph Street
Chicago, Illinois 60606

ACCESS SERVICE**6. Switched Access Service (Cont'd)****6.9 Rates and Charges (Cont'd)****6.9.3 Nonrecurring Charges (Cont'd)****(B) 500 Access Service and 900 Access Service**

	USOC	Nonrecurring Charge
Additions or changes to 500 NXX Codes Routed to a customer		
- Per Telephone Company End Office Switch or Access Tandem in which translation changes are required		
- Assembly of Rate and Route Pattern (applies only on initial request for 500 Access Service in a LATA)	NRB5B	\$35.00
- Activation or deactivation of first 500 NXX code contained in a request	NRB5C	\$25.00
- Activation or deactivation of each additional 500 NXX code contained in the same request	NRB5D	\$10.00
- Activation of the 0+ Option Service (applies only when ordered concurrently with initial request for 500 Access Service in a LATA)	NRB5E	\$35.00
- Activation of the 0+ Option Service (applies when ordered subsequent to initial request for 500 Access Service in a LATA)	NRB5A	\$600.00

Material formerly appeared in ILL. C. C. No. 15, Section 6.9.3, Page 240.2.

Issued: February 16, 1996**Effective: April 1, 1996**

By D. H. Gebhardt, Vice Pres. - Reg. Affairs
225 W. Randolph Street
Chicago, Illinois 60606

ACCESS SERVICE

6. Switched Access Service (Cont'd)

6.9 Rates and Charges (Cont'd)

6.9.3 Nonrecurring Charges (Cont'd)

(B) 500 Access Service and 900 Access Service

	USOC	Nonrecurring Charge
Additions or changes to 900 NXX Codes Routed to a customer		
- Per Telephone Company End Office Switch or Access Tandem in which translation changes are required		
- Assembly of Rate and Route Pattern (applies only on initial request for 900 Access Service in an MSA)	N9E	\$37.00
- Activation or deactivation of first 900 NXX code contained in a request	N9G1X	18.00
- Activation or deactivation of each additional 900 NXX code contained in the same request	N9GAX	6.50
- Activation of the 0+ Option Service (applies only when ordered concurrently with initial request for 900 Access Service in an MSA)	N98BX	35.00
- Activation of the 0+ Option Service (applies when ordered subsequent to initial request for 900 Access Service in an MSA)	N98AX	600.00

Material formerly appeared in ILL. C. C. No. 15, Section 6.9.3, Page 240.2.

Issued: February 16, 1996

Effective: April 1, 1996

By D. H. Gebhardt, Vice Pres. - Reg. Affairs
225 W. Randolph Street
Chicago, Illinois 60606

ACCESS SERVICE**6. Switched Access Service (Cont'd)****6.9 Rates and Charges (Cont'd)****6.9.4 Data Base Services****(A) 800 Service**

	Per Query Rates
(1) 800 Call-Routing Query Charge - per query	\$.002304 (I)
(2) 800 Carrier-ID-Only Charge - per query	.001108 (I)
(3) Additional Functions 800 Routing Options Charge - per query using options	.000199 (R)
POTS Translation Charge - per query with POTS	.000000

ACCESS SERVICE

6. Switched Access Service (Cont'd)

6.9 Rates and Charges (Cont'd)

6.9.4 Data Base Services (Cont'd)

(D)

(D)

Issued: October 31, 1997

Effective: November 1, 1997

**By D. H. Gebhardt, Vice Pres. - Reg. Affairs
225 W. Randolph Street
Chicago, Illinois 60606**

ACCESS SERVICE

6. Switched Access Service (Cont'd)

6.9 Rates and Charges (Cont'd)

6.9.5 TRS Provider Transport (TRS-PT)

(A) Monthly Rates

	USOC	Monthly Rate	
(1) TRS Local Distribution Channel - Per Point of Termination			
1.544 Kbps Digital	EF2BX	185.00	(T)
(2) TRS Channel Mileage Termination			
1.544 Kbps Digital TRS Channel Mileage Termination - Per Point of Termination - Per Point of Mileage Termination	CZ8	57.34	(T)
(3) TRS Channel Mileage			
1.544 Kbps Digital TRS Channel Mileage - Per Mile	1YTXS	20.76	(T)

Issued: June 10, 1996

Effective: July 26, 1996

By D. H. Gebhardt, Vice Pres. - Reg. Affairs
225 W. Randolph Street
Chicago, Illinois 60606

ACCESS SERVICE

6. Switched Access Service (Cont'd)

6.9 Rates and Charges (Cont'd)

6.9.5 TRS Provider Transport (TRS-PT) (Cont'd)

(B) Nonrecurring Charges

		TRS Design and Central Office Connection Charge Per Circuit	TRS Customer Connection Charge Per Facility	
	USOC	NRBDL	NRBLC	(T)
TRS Local Distribution Channel		\$150.00	\$250.00	
1.544 Mbps TRS Provider Transport		\$300.00	\$400.00	

Issued: June 10, 1996

Effective: July 26, 1996

By D. H. Gebhardt, Vice Pres. - Reg. Affairs
225 W. Randolph Street
Chicago, Illinois 60606

ACCESS SERVICE

6. Switched Access Service (Cont'd)

6.9 Rates and Charges (Cont'd)

6.9.6 Switched Transport Services

(A) Monthly Rates

(1) Entrance Facilities

	<u>USOC</u>	<u>Monthly Rate</u>
- Per Point of Termination		
Voice Grade		
- Two-Wire	EF2A2	\$10.00
- Four-Wire	EF2A4	23.80
LT-1 (1.544 Mbps)		

			<u>Recurring Charges</u> <u>Optional Payment Plan^{/1/}</u>			
	<u>USOC</u>	<u>Monthly</u>	<u>12 Mo.</u>	<u>36 Mo.</u>	<u>60 Mo.^{/2/}</u>	(C)
Zone 1	EFYBA	\$ 158.00	\$ 125.00	\$ 60.00	\$ 58.00	
Zone 2	EFYBB	161.00	128.00	63.00	61.00	
Zone 3	EFYBC	163.00	130.00	67.00	64.00	
Zone 4	EFYBD	168.00	135.00	70.00	67.00	
Zone 5	EFYBE	176.00	142.00	73.00	70.00	

^{/1/} For all Optional Payment Plans subscribed to prior to September 11, 2010, see Section 6.9.6(C) following.

^{/2/} Effective on March 1, 2019, Switched Access Term Plans of greater than 36 months are no longer available, including for any otherwise available renewals, extensions or conversions. Circuits already subject to a Switched Access Term Plan of greater than 36 months, as of March 1, 2019, will continue to be provided under that plan for the remainder of that term.

(N)
|
(N)

Pursuant to Ill. C.C. Order in Docket No. 06-0269 dated June 28, 2006.

Issued: February 28, 2019

Effective: March 1, 2019

By W. Karl Wardin, Regional Vice President - Regulatory
225 West Randolph Street, Chicago, Illinois 60606

ACCESS SERVICE

6. Switched Access Service (Cont'd)

6.9 Rates and Charges (Cont'd)

6.9.6 Switched Transport Services (Cont'd)

(A) Monthly Rates (Cont'd)

(1) Entrance Facilities (Cont'd)

- Per Point of Termination (Cont'd)

	<u>USOC</u>	Recurring Charges Optional Payment Plan ^{/1/}			<u>Monthly Extension Rate</u>	(C)
		<u>12-Month</u>	<u>36-Month</u>	<u>60-Month^{/2/}</u>		
LT-3 (44.736 Mbps) With Electrical Interface						
Zone 1	EFYPA	\$702.00	\$643.50	\$585.00	\$1260.00	
Zone 2	EFYPB	707.40	648.45	589.50	1270.00	
Zone 3	EFYPC	723.60	663.30	603.00	1280.00	
Zone 4	EFYPD	745.20	683.10	621.00	1300.00	
Zone 5	EFYPE	783.00	717.75	652.50	1370.00	

^{/1/} For all Optional Payment Plans subscribed to prior to September 11, 2010, see Section 6.9.6(C) following.

^{/2/} Effective on March 1, 2019, Switched Access Term Plans of greater than 36 months are no longer available, including for any otherwise available renewals, extensions or conversions. Circuits already subject to a Switched Access Term Plan of greater than 36 months, as of March 1, 2019, will continue to be provided under that plan for the remainder of that term.

(N)
|
(N)

Pursuant to Ill. C.C. Order in Docket No. 05-0231 dated June 29, 2005.

ACCESS SERVICE

6. Switched Access Service (cont'd)

6.9 Rates and Charges (cont'd)

6.9.6 Switched Transport Services (cont'd)

(A) Monthly Rates (cont'd)

(1) Entrance Facilities (cont'd)

- Per Point of Termination (cont'd)

D
|
D

ACCESS SERVICE

6. Switched Access Service (cont'd)

6.9 Rates and Charges (cont'd)

6.9.6 Switched Transport Services (cont'd)

(A) Monthly Rates (cont'd)

(1) Entrance Facilities (cont'd)

- Per Point of Termination (cont'd)

LT-3 (44.736 Mbps) With Optical Interface ^{1/}		Recurring Charges Optional Payment Plan ^{2/}				Monthly Extension Rate	(C)
		USOC	12 Month	36 Month	60 Month ^{3/}		
Service Package							
Zone 1	DS3012	PCGMA	\$15,750.00	\$6,125.00	\$3,750.00	\$17,325.00	
	DS3024	PCGMA	23,625.00	8,750.00	5,000.00	26,000.00	
Zone 2	DS3012	PCGMB	15,750.00	6,125.00	3,750.00	17,325.00	
	DS3024	PCGMB	23,625.00	8,750.00	5,000.00	26,000.00	
Zone 3	DS3012	PCGMC	15,750.00	6,125.00	3,750.00	17,325.00	
	DS3024	PCGMC	23,625.00	8,750.00	5,000.00	26,000.00	
Zone 4	DS3012	PCGMD	15,750.00	6,125.00	3,750.00	17,325.00	
	DS3024	PCGMD	23,625.00	8,750.00	5,000.00	26,000.00	
Zone 5	DS3012	PCGME	15,750.00	6,125.00	3,750.00	17,325.00	
	DS3024	PCGME	23,625.00	8,750.00	5,000.00	26,000.00	
						Rate Per Month	
Service Channel					USOC		
Zone 1					HKOXA	\$375.00	
Zone 2					HKOXB	385.00	
Zone 3					HKOXC	395.00	
Zone 4					HKOXD	405.00	
Zone 5					HKOXE	425.00	

^{/1/} Used with a Special Access Shared Use Facility as described in 7.4.9.

^{/2/} For all Optional Payment Plans subscribed to prior to September 11, 2010, see Section 6.9.6(C) following.

^{/3/} Effective on March 1, 2019, Switched Access Term Plans of greater than 36 months are no longer available, including for any otherwise available renewals, extensions or conversions. Circuits already subject to a Switched Access Term Plan of greater than 36 months, as of March 1, 2019, will continue to be provided under that plan for the remainder of that term.

(N)
|
(N)

ACCESS SERVICE

6. Switched Access Service (Cont'd)

6.9 Rates and Charges (Cont'd)

6.9.6 Switched Transport Services (Cont'd)

(A) Monthly Rates (Cont'd)

(1) Entrance Facilities (Cont'd)

Issued: February 16, 1996

Effective: April 1, 1996

**By D. H. Gebhardt, Vice Pres. - Reg. Affairs
225 W. Randolph Street
Chicago, Illinois 60606**

ACCESS SERVICE

6. Switched Access Service (Cont'd)

6.9 Rates and Charges (Cont'd)

6.9.6 Switched Transport Services (cont'd)

Issued: January 30, 2001

TA - 1998

Effective: March 17, 2001

**By Christy L. Strawman, Vice President - Regulatory Affairs
225 West Randolph Street
Chicago, Illinois 60606**

ACCESS SERVICE

6. Switched Access Service (Cont'd)

6.9 Rates and Charges (Cont'd)

6.9.6 Switched Transport Services (cont'd)

Issued: January 30, 2001

TA - 1998

Effective: March 17, 2001

**By Christy L. Strawman, Vice President - Regulatory Affairs
225 West Randolph Street
Chicago, Illinois 60606**

ACCESS SERVICE

6. Switched Access Service (Cont'd)

6.9 Rates and Charges (Cont'd)

6.9.6 Switched Transport Services (cont'd)

Issued: January 30, 2001

TA - 1998

Effective: March 17, 2001

**By Christy L. Strawman, Vice President - Regulatory Affairs
225 West Randolph Street
Chicago, Illinois 60606**

ACCESS SERVICE

6. Switched Access Service (Cont'd)

6.9 Rates and Charges (Cont'd)

6.9.6 Switched Transport Services (cont'd)

Issued: January 30, 2001

TA - 1998

Effective: March 17, 2001

**By Christy L. Strawman, Vice President - Regulatory Affairs
225 West Randolph Street
Chicago, Illinois 60606**

ACCESS SERVICE

6. Switched Access Service

6.9 Rates and Charges (Cont'd)

6.9.6 Switched Transport Services (Cont'd)

(A) Monthly Rates (Cont'd)

	<u>USOC</u>	<u>Monthly Rate</u>				
(2) Direct Transport Channel Mileage Termination						
- Per Point of Mileage Termination						
- Voice Grade	CZ8	\$7.50				
- LT-1 (1.544 Mbps)						
			Recurring Charges			
			<u>Optional Payment Plan^{/1/}</u>			
	<u>USOC</u>	<u>Monthly</u>	<u>12 Mo.</u>	<u>36 Mo.</u>	<u>60 Mo.^{/2/}</u>	(C)
Zone 1	CZ8XA	\$33.42	\$14.00	\$12.84	\$11.80	
Zone 2	CZ8XB	34.15	14.50	13.05	12.20	
Zone 3	CZ8XC	34.88	14.65	13.40	12.38	
Zone 4	CZ8XD	35.35	14.80	13.52	12.45	
Zone 5	CZ8XE	35.76	15.10	13.75	12.60	

^{/1/} For all Optional Payment Plans subscribed to prior to March 17, 2001, see Section 6.9.6(C) following.

^{/2/} Effective on March 1, 2019, Switched Access Term Plans of greater than 36 months are no longer available, including for any otherwise available renewals, extensions or conversions. Circuits already subject to a Switched Access Term Plan of greater than 36 months, as of March 1, 2019, will continue to be provided under that plan for the remainder of that term. (N)
(N)

Pursuant to Ill. C.C. Order in Docket No. 05-0231 dated June 29, 2005.

Issued: February 28, 2019

Effective: March 1, 2019

By W. Karl Wardin, Regional Vice President - Regulatory
225 West Randolph Street, Chicago, Illinois 60606

ACCESS SERVICE

6. Switched Access Service

6.9 Rates and Charges (Cont'd)

6.9.6 Switched Transport Services (Cont'd)

(A) Monthly Rates (Cont'd)

(2) Direct Transport Channel Mileage Termination (Cont'd)

- Per Point of Mileage Termination (Cont'd)
- LT-3 (44.736 Mbps)

		Recurring Charges Optional Payment Plan^{/1/}				(C)
	<u>USOC</u>	<u>Monthly</u>	<u>12 Mo.</u>	<u>36 Mo.</u>	<u>60 Mo.^{/2/}</u>	
Zone 1	CZ8XA	\$351.00	\$132.84	\$121.77	\$110.70	
Zone 2	CZ8XB	357.00	133.92	122.76	111.60	
Zone 3	CZ8XC	361.00	135.00	123.75	112.50	
Zone 4	CZ8XD	363.00	136.08	124.74	113.40	
Zone 5	CZ8XE	367.00	138.24	126.72	115.20	

^{/1/} For all Optional Payment Plans subscribed to prior to September 11, 2010, see Section 6.9.6(C) following.

^{/2/} Effective on March 1, 2019, Switched Access Term Plans of greater than 36 months are no longer available, including for any otherwise available renewals, extensions or conversions. Circuits already subject to a Switched Access Term Plan of greater than 36 months, as of March 1, 2019, will continue to be provided under that plan for the remainder of that term. (N)
|
(N)

Pursuant to Ill. C.C. Order in Docket No. 05-0231 dated June 29, 2005.

Issued: February 28, 2019

Effective: March 1, 2019

**By W. Karl Wardin, Regional Vice President - Regulatory
225 West Randolph Street, Chicago, Illinois 60606**

ACCESS SERVICE

6. Switched Access Service (Cont'd)

6.9 Rates and Charges (Cont'd)

6.9.6 Switched Transport Services (Cont'd)

(A) Monthly Rates (Cont'd)

(D)

(D)

Issued: January 30, 2001

Effective: March 17, 2001

TA - 1998

By Christy L. Strawman, Vice President - Regulatory Affairs
225 West Randolph Street
Chicago, Illinois 60606

ACCESS SERVICE

6. Switched Access Service

6.9 Rates and Charges (Cont'd)

6.9.6 Switched Transport Services (Cont'd)

(A) Monthly Rates (Cont'd)

	<u>USOC</u>	<u>Monthly Rate</u>
(3) Direct Transport Channel Mileage		
- Per Mile		
- Voice Grade	1YTXS	\$.46
- LT-1 (1.544 Mbps)		

			Recurring Charges			
	<u>USOC</u>	<u>Monthly</u>	<u>Optional Payment Plan^{/1/}</u>			
			<u>12 Mo.</u>	<u>36 Mo.</u>	<u>60 Mo.^{/2/}</u>	(C)
Zone 1	1YLXA	\$14.15	\$5.90	\$5.45	\$4.80	
Zone 2	1YLBX	14.51	6.04	5.60	4.93	
Zone 3	1YLXC	14.51	6.09	5.60	4.95	
Zone 4	1YLXD	14.51	6.13	5.60	4.96	
Zone 5	1YLXE	14.58	6.15	5.62	4.98	

^{/1/} For all Optional Payment Plans subscribed to prior to September 11, 2010, see Section 6.9.6(C) following.

^{/2/} Effective on March 1, 2019, Switched Access Term Plans of greater than 36 months are no longer available, including for any otherwise available renewals, extensions or conversions. Circuits already subject to a Switched Access Term Plan of greater than 36 months, as of March 1, 2019, will continue to be provided under that plan for the remainder of that term.

(N)
|
(N)

Pursuant to Ill. C.C. Order in Docket No. 05-0231 dated June 29, 2005.

Issued: February 28, 2019

Effective: March 1, 2019

By W. Karl Wardin, Regional Vice President - Regulatory
225 West Randolph Street, Chicago, Illinois 60606

ACCESS SERVICE

6. Switched Access Service

6.9 Rates and Charges (Cont'd)

6.9.6 Switched Transport Services (Cont'd)

(A) Monthly Rates (Cont'd)

(3) Direct Transport Channel Mileage

- Per Mile
- LT-3 (44.736 Mbps)

		Recurring Charges Optional Payment Plan^{/1/}				(C)
	<u>USOC</u>	<u>Monthly</u>	<u>12 Mo.</u>	<u>36 Mo.</u>	<u>60 Mo.^{/2/}</u>	
Zone 1	1YLXA	\$57.30	\$21.60	\$19.80	\$18.00	
Zone 2	1YLXB	57.30	21.60	19.80	18.00	
Zone 3	1YLXC	57.30	21.60	19.80	18.00	
Zone 4	1YLXD	57.30	21.60	19.80	18.00	
Zone 5	1YLXE	57.30	21.60	19.80	18.00	

^{/1/} For all Optional Payment Plans subscribed to prior to September 11, 2010, see Section 6.9.6(C) following.

^{/2/} Effective on March 1, 2019, Switched Access Term Plans of greater than 36 months are no longer available, including for any otherwise available renewals, extensions or conversions. Circuits already subject to a Switched Access Term Plan of greater than 36 months, as of March 1, 2019, will continue to be provided under that plan for the remainder of that term.

(N)
|
(N)

Pursuant to Ill. C.C. Order in Docket No. 05-0231 dated June 29, 2005.

Issued: February 28, 2019

Effective: March 1, 2019

**By W. Karl Wardin, Regional Vice President - Regulatory
225 West Randolph Street, Chicago, Illinois 60606**

ACCESS SERVICE

6. Switched Access Service

6.9 Rates and Charges (Cont'd)

6.9.6 Switched Transport Services (Cont'd)

(A) Monthly Rates (Cont'd)

(5) Switched Transport Multiplexing

- LT-1 to Voice Grade
- Per Multiplexar

		Recurring Charges				(C)
		Optional Payment Plan ^{1//2/}				
	<u>USOC</u>	<u>Monthly</u>	<u>12 Mo.</u>	<u>36 Mo.</u>	<u>60 Mo.</u> ^{3/}	
Zone 1	MJW1A	\$225.00	\$132.00	\$121.00	\$110.00	
Zone 2	MJW1B	225.00	132.00	121.00	110.00	
Zone 3	MJW1C	225.00	132.00	121.00	110.00	
Zone 4	MJW1D	225.00	132.00	121.00	110.00	
Zone 5	MJW1E	225.00	132.00	121.00	110.00	

^{/1/} For all Optional Payment Plans subscribed to prior to March 17, 2001, see Section 6.9.6(C) following, except for 36- and 60-Month plans subscribed to prior to June 26, 2000.

^{/2/} For 36- and 60-Month Optional Payment Plans subscribed to prior to June 26, 2000, the rates in effect on June 25, 2000 will remain in effect for those subscribers until the Optional Payment Plan expires. The respective rates are \$233.75 for 36-Month and \$220.00 for 60-Month.

^{/3/} Effective on March 1, 2019, Switched Access Term Plans of greater than 36 months are no longer available, including for any otherwise available renewals, extensions or conversions. Circuits already subject to a Switched Access Term Plan of greater than 36 months, as of March 1, 2019, will continue to be provided under that plan for the remainder of that term.

(N)
|
(N)

Pursuant to Ill. C.C. Order in Docket No. 06-0269 dated June 28, 2006.

Issued: February 28, 2019

Effective: March 1, 2019

By W. Karl Wardin, Regional Vice President - Regulatory
225 West Randolph Street, Chicago, Illinois 60606

ACCESS SERVICE

6. Switched Access Service

6.9 Rates and Charges (Cont'd)

6.9.6 Switched Transport Services (Cont'd)

(A) Monthly Rates (Cont'd)

(5) Switched Transport Multiplexing (Cont'd)

- LT-3 to LT-1
- Per Multiplexar

		Recurring Charges				(C)
		Optional Payment Plan ^{/1/}				
	<u>USOC</u>	<u>Monthly</u>	<u>12 Mo.</u>	<u>36 Mo.</u>	<u>60 Mo.</u> ^{/2/}	
Zone 1	MJW3A	\$515.00	\$351.00	\$321.75	\$292.50	
Zone 2	MJW3B	515.00	351.00	321.75	292.50	
Zone 3	MJW3C	515.00	351.00	321.75	292.50	
Zone 4	MJW3D	515.00	351.00	321.75	292.50	
Zone 5	MJW3E	515.00	351.00	321.75	292.50	

^{/1/} For all Optional Payment Plans subscribed to prior to March 17, 2001, see Section 6.9.6(C) following.

^{/2/} Effective on March 1, 2019, Switched Access Term Plans of greater than 36 months are no longer available, including for any otherwise available renewals, extensions or conversions. Circuits already subject to a Switched Access Term Plan of greater than 36 months, as of March 1, 2019, will continue to be provided under that plan for the remainder of that term.

(N)
|
(N)

Pursuant to Ill. C.C. Order in Docket No. 05-0231 dated June 29, 2005.

ACCESS SERVICE

6. Switched Access Service

6.9 Rates and Charges (Cont'd)

6.9.6 Switched Transport Services (Cont'd)

(A) Monthly Rates (Cont'd)

(6) Dedicated Tandem Trunk Port^{/1/}

- Per LT-1 Trunk Port

	USOC Effective until <u>6/10/2013</u>	Originating USOC Effective <u>6/10/2013</u>	Originating <u>Monthly Rate</u>	Terminating USOC Effective <u>6/10/2013</u>	Terminating <u>Monthly Rate</u>	(C)
Zone 1	PT8UA	3PO41	\$62.36	3PT41	\$62.36	 (C)
Zone 2	PT8UB	3PO42	62.36	3PT42	62.36	
Zone 3	PT8UC	3PO43	62.36	3PT43	62.36	
Zone 4	PT8UD	3PO44	62.41	3PT44	62.41	
Zone 5	PT8UE	3PO45	62.41	3PT45	62.41	

/1/ For each LT-O trunk port, the customer will be assessed a rate equal to 1/24th the LT-1 rate.

Pursuant to Ill. C.C. Order in Docket No. 06-0269 dated June 28, 2006.

ACCESS SERVICE**6. Switched Access Service (Cont'd)****6.9 Rates and Charges (Cont'd)****6.9.6 Switched Transport Services (Cont'd)****(B) Nonrecurring Charges**

USOC	Administrative Charge Per Order NRBLE	Design and Central Office Connection Charge Per Line of Trunk NRBLD	Customer Connection Charge Per Line or Trunk NRBLC
- Voice Grade	\$60.00 (l)	\$175.00	\$275.00

ACCESS SERVICE

6. Switched Access Service (Cont'd)

6.9 Rates and Charges (Cont'd)

6.9.6 Switched Transport Services (Cont'd)

(B) Nonrecurring Charges (Cont'd)

		Administrative Charge Per Order	Design and Central Office Connection Charge Per Line or Trunk	Customer Connection Charge Per Line or Trunk	
- LT-1 (1.544 Mbps)					
Zone 1	USOC	NRBWA	NRBQA	NRBYA	
Monthly		\$60.00	\$249.00	\$442.00	
12 Month		60.00	110.00	205.00	
36 Month		60.00	50.00	81.00	
60 Month ^{/1/}		60.00	0.00	0.00	(C)
Zone 2	USOC	NRBWB	NRBQB	NRBYB	
Monthly		60.00	264.00	461.00	
12 Month		60.00	116.00	214.00	
36 Month		60.00	53.00	84.00	
60 Month ^{/1/}		60.00	0.00	0.00	(C)
Zone 3	USOC	NRBWC	NRBQC	NRBYC	
Monthly		60.00	275.00	500.00	
12 Month		60.00	121.00	247.00	
36 Month		60.00	105.00	170.00	
60 Month ^{/1/}		60.00	0.00	150.00	(C)
Zone 4	USOC	NRMWD	NRMQD	NRMYP	
Monthly		60.00	298.00	540.00	
12 Month		60.00	165.00	282.00	
36 Month		60.00	133.00	204.00	
60 Month ^{/1/}		60.00	0.00	180.00	(C)
Zone 5	USOC	NRMWE	NRMQE	NRMYP	
Monthly		60.00	313.00	560.00	
12 Month		60.00	173.00	294.00	
36 Month		60.00	140.00	215.00	
60 Month ^{/1/}		60.00	0.00	190.00	(C)

^{/1/} Effective on March 1, 2019, Switched Access Term Plans of greater than 36 months are no longer available, including for any otherwise available renewals, extensions or conversions. Circuits already subject to a Switched Access Term Plan of greater than 36 months, as of March 1, 2019, will continue to be provided under that plan for the remainder of that term.

(N)
|
(N)

ACCESS SERVICE

6. Switched Access Service (Cont'd)

6.9 Rates and Charges (Cont'd)

6.9.6 Switched Transport Services (Cont'd)

Issued: January 30, 2001

TA - 1998

Effective: March 17, 2001

**By Christy L. Strawman, Vice President - Regulatory Affairs
225 West Randolph Street
Chicago, Illinois 60606**

ACCESS SERVICE

6. Switched Access Service (Cont'd)

6.9 Rates and Charges (Cont'd)

6.9.6 Switched Transport Services (Cont'd)

Issued: January 30, 2001

TA - 1998

Effective: March 17, 2001

**By Christy L. Strawman, Vice President - Regulatory Affairs
225 West Randolph Street
Chicago, Illinois 60606**

ACCESS SERVICE

6. Switched Access Service (Cont'd)

6.9 Rates and Charges (Cont'd)

6.9.6 Switched Transport Services (Cont'd)

Issued: January 30, 2001

TA - 1998

Effective: March 17, 2001

**By Christy L. Strawman, Vice President - Regulatory Affairs
225 West Randolph Street
Chicago, Illinois 60606**

ACCESS SERVICE

6. Switched Access Service (Cont'd)

6.9 Rates and Charges (Cont'd)

6.9.6 Switched Transport Services (Cont'd)

Issued: January 30, 2001

TA - 1998

Effective: March 17, 2001

**By Christy L. Strawman, Vice President - Regulatory Affairs
225 West Randolph Street
Chicago, Illinois 60606**

ACCESS SERVICE

6. Switched Access Service (Cont'd)

6.9 Rates and Charges (Cont'd)

6.9.6 Switched Transport Services (Cont'd)

(B) Nonrecurring Charges (Cont'd)

		Administrative Charge Per Order	Design and Central Office Connection Charge Per Line or Trunk	Customer Connection Charge Per Line or Trunk	
-	LT-3 (44.736 Mbps)				
Zone 1	USOC	NRBWA	NRBQA	NRBYA	
12 Month		\$75.00	\$381.00	\$750.00	
36 Month		75.00	138.00	285.00	
60 Month ^{/1/}		75.00	0.00	0.00	(C)
Zone 2	USOC	NRBWB	NRBQB	NRBYB	
12 Month		\$75.00	\$403.00	\$780.00	
36 Month		75.00	146.00	297.00	
60 Month ^{/1/}		75.00	0.00	0.00	(C)
Zone 3	USOC	NRBWC	NRBQC	NRBYC	
12 Month		\$75.00	\$420.00	\$790.00	
36 Month		75.00	152.00	600.00	
60 Month ^{/1/}		75.00	100.00	150.00	(C)
Zone 4	USOC	NRMWD	NRMQD	NRMYD	
12 Month		\$75.00	\$428.00	\$795.00	
36 Month		75.00	155.00	640.00	
60 Month ^{/1/}		75.00	125.00	500.00	(C)
Zone 5	USOC	NRMWE	NRMQE	NRMYE	
12 Month		\$75.00	\$441.00	\$830.00	
36 Month		75.00	160.00	675.00	
60 Month ^{/1/}		75.00	150.00	600.00	(C)

^{/1/} Effective on March 1, 2019, Switched Access Term Plans of greater than 36 months are no longer available, including for any otherwise available renewals, extensions or conversions. Circuits already subject to a Switched Access Term Plan of greater than 36 months, as of March 1, 2019, will continue to be provided under that plan for the remainder of that term.

(N)
|
(N)

ACCESS SERVICE

6. Switched Access Service (Cont'd)

6.9 Rates and Charges (Cont'd)

6.9.6 Switched Transport Services (Cont'd)

(M)

(M)

(D)

(D)

Certain material previously appearing on this page now appears on Original Pages 230.6.1.4.

Issued: January 30, 2001

Effective: March 17, 2001

TA - 1998

**By Christy L. Strawman, Vice President - Regulatory Affairs
225 West Randolph Street
Chicago, Illinois 60606**

ACCESS SERVICE

6. Switched Access Service (Cont'd)

6.9 Rates and Charges (Cont'd)

6.9.6 Switched Transport Services (Cont'd)

Issued: January 30, 2001

TA - 1998

Effective: March 17, 2001

**By Christy L. Strawman, Vice President - Regulatory Affairs
225 West Randolph Street
Chicago, Illinois 60606**

ACCESS SERVICE

6. Switched Access Service (Cont'd)

6.9 Rates and Charges (Cont'd)

6.9.6 Switched Transport Services (Cont'd)

Issued: January 30, 2001

TA - 1998

Effective: March 17, 2001

**By Christy L. Strawman, Vice President - Regulatory Affairs
225 West Randolph Street
Chicago, Illinois 60606**

ACCESS SERVICE

6. Switched Access Service (Cont'd)

6.9 Rates and Charges (Cont'd)

6.9.6 Switched Transport Services (Cont'd)

Issued: January 30, 2001

TA - 1998

Effective: March 17, 2001

**By Christy L. Strawman, Vice President - Regulatory Affairs
225 West Randolph Street
Chicago, Illinois 60606**

ACCESS SERVICE**6. Switched Access Service (Cont'd)****6.9 Rates and Charges (Cont'd)****6.9.6 Switched Transport Services (Cont'd)****(C) Optional Payment Plan Vintage Rates****1. General Regulations**

Optional Payment Plan (OPP) vintage rates are those rates that apply to existing services provided under an OPP term in the event the Telephone Company initiates a rate increase. Vintage rates as set forth following are classified as vintage because the Telephone Company ensures that rates provided under an OPP term will not be increased by the Telephone Company above the OPP rate in effect at the beginning of the customer's OPP term. Each Telephone Company Wire Center has been assigned to a rate zone. To determine the rate zone wire center assignment use the following:

- or OPP terms in effect prior to March 17, 2001, wire center rate area assignments can be found in ILL. C.C. NO. 20, Part 4 Section 2. F
- or OPP terms in effect on or after March 17, 2001, wire center rate zone assignments can be found in the National Exchange Carrier Association, Inc. (NECA) F.C.C. Tariff No. 4. F

Customers, under their current OPP term, will continue to pay the rates as shown in Section 6.9.6(C)(2) until such time as:

- the effective tariff rate in Section 6.9.6(A) becomes lower than the vintage rate, t
- the assignment of a new rate zone involves a lower rate, t
- the customer's existing OPP term expires, or t
- the service is terminated by the customer. t

In addition, customer modifications, other than termination, that cause a new rate or OPP term to be established will result in the service becoming non-vintage and the rates as specified in Section 6.9.6(A) will apply.

(M)
|
(M)(N)
|
(N)
|
(C)(M)
|
(C)(M)

Certain material appearing on this page previously appeared on 2nd Revised Page 230.6.1.

Issued: January 30, 2001

Effective: March 17, 2001

TA - 1998

By Christy L. Strawman, Vice President - Regulatory Affairs
225 West Randolph Street
Chicago, Illinois 60606

ACCESS SERVICE

- 6. Switched Access Service (Cont'd)
- 6.9 Rates and Charges (Cont'd)
- 6.9.6 Switched Transport Services (Cont'd)
- (C) Optional Payment Plan Vintage Rates (Cont'd)

(D)

(D)

Issued: January 30, 2001

Effective: March 17, 2001

TA - 1998

By Christy L. Strawman, Vice President - Regulatory Affairs
225 West Randolph Street
Chicago, Illinois 60606

ACCESS SERVICE

- 6. Switched Access Service (Cont'd)
 - 6.9 Rates and Charges (Cont'd)
 - 6.9.6 Switched Transport Services (Cont'd)
 - (C) Optional Payment Plan Vintage Rates

(D)

(D)

Issued: January 30, 2001

TA - 1998

Effective: March 17, 2001

By Christy L. Strawman, Vice President - Regulatory Affairs
225 West Randolph Street
Chicago, Illinois 60606

ACCESS SERVICE

- 6. Switched Access Service (Cont'd)
 - 6.9 Rates and Charges (Cont'd)
 - 6.9.6 Switched Transport Services (Cont'd)
 - (C) Optional Payment Plan Vintage Rates (Cont'd)

(D)

(D)

Issued: January 30, 2001

Effective: March 17, 2001

TA - 1998

By Christy L. Strawman, Vice President - Regulatory Affairs
225 West Randolph Street
Chicago, Illinois 60606

ACCESS SERVICE

- 6. Switched Access Service (Cont'd)
- 6.9 Rates and Charges (Cont'd)
- 6.9.6 Switched Transport Services (Cont'd)
- (C) Optional Payment Plan Vintage Rates (Cont'd)

(D)

(D)

Issued: January 30, 2001

Effective: March 17, 2001

TA - 1998

By Christy L. Strawman, Vice President - Regulatory Affairs
225 West Randolph Street
Chicago, Illinois 60606

ACCESS SERVICE

- 6. Switched Access Service (Cont'd)
 - 6.9 Rates and Charges (Cont'd)
 - 6.9.6 Switched Transport Services (Cont'd)
 - (C) Optional Payment Plan Vintage Rates (Cont'd)

(D)

(D)

Issued: January 30, 2001

TA - 1998

Effective: March 17, 2001

By Christy L. Strawman, Vice President - Regulatory Affairs
225 West Randolph Street
Chicago, Illinois 60606

ACCESS SERVICE

- 6. Switched Access Service (Cont'd)
- 6.9 Rates and Charges (Cont'd)
 - 6.9.6 Switched Transport Services (Cont'd)
 - (C) Optional Payment Plan Vintage Rates (Cont'd)

(D)

(D)

Issued: January 30, 2001

Effective: March 17, 2001

TA - 1998

By Christy L. Strawman, Vice President - Regulatory Affairs
225 West Randolph Street
Chicago, Illinois 60606

ACCESS SERVICE

6. Switched Access Service (Cont'd)

6.9 Rates and Charges (Cont'd)

6.9.6 Switched Transport Services (Cont'd)

(C) Optional Payment Plan Vintage Rates (Cont'd)

2. Vintage Rates

LT-3 services installed after November 3, 1998,
but prior to September 14, 1999,
unless rates as specified under
6.9.6(A) are lower, in which
case the referenced rates apply.

	USOC	Recurring Charges Optional Payment Plan		(C)
		36 Mo.	60 Mo.	
Entrance Facilities Per Point of Termination				
- LT-3 Optical Service Package				
Area A	DS3012	\$4,900.00	\$3,000.00	(C)
	DS3024	7,000.00	4,000.00	
Area B	DS3012	4,900.00	3,000.00	
	DS3024	7,000.00	4,000.00	
Area C	DS3012	4,900.00	3,000.00	
	DS3024	7,000.00	4,000.00	
Switched Transport Multiplexing LT-3 to LT-1 Per Multiplexer				
Area A	MJW3A	\$527.00	\$496.00	(C)
Area B	MJW3B	527.00	496.00	
Area C	MJW3C	527.00	496.00	

Issued: January 30, 2001

Effective: March 17, 2001

TA - 1998

By Christy L. Strawman, Vice President - Regulatory Affairs
225 West Randolph Street
Chicago, Illinois 60606

ACCESS SERVICE

6. Switched Access Service (Cont'd)

6.9 Rates and Charges (Cont'd)

6.9.6 Switched Transport Services (Cont'd)

(C) Optional Payment Plan Vintage Rates (Cont'd)

2. Vintage Rates (Cont'd)

The following rates apply to Ameritech Transport Services installed prior to March 17, 2001, unless rates as specified under 6.9.6(A) are lower, in which case the referenced rates apply.

Entrance Facilities

- Per Point of Termination

LT-1 (1.544 Mbps)

		Recurring Charges Optional Payment Plan		
		12 Mo.	36 Mo.	60 Mo.
	USOC			
Area A	EFYBA	\$92.16	\$92.16	\$92.16
Area B	EFYBB	92.16	92.16	92.16
Area C	EFYBC	92.16	92.16	92.16

(N)

(N)

Issued: January 30, 2001

Effective: March 17, 2001

TA - 1998

By Christy L. Strawman, Vice President - Regulatory Affairs
225 West Randolph Street
Chicago, Illinois 60606

ACCESS SERVICE

6. Switched Access Service (Cont'd)

6.9 Rates and Charges (Cont'd)

6.9.6 Switched Transport Services (Cont'd)

(C) Optional Payment Plan Vintage Rates (Cont'd)

2. Vintage Rates (Cont'd)

The following rates apply to Ameritech Transport Services installed prior to March 17, 2001, unless rates as specified under 6.9.6(A) are lower, in which case the referenced rates apply.

Entrance Facilities (Cont'd)

- Per Point of Termination (Cont'd)

		Recurring Charges Optional Payment Plan			(C)
	<u>USOC</u>	<u>12 Month</u>	<u>36 Month</u>	<u>60 Month^{/1/}</u>	
LT-3 (44.736 Mbps) With Electrical Interface					
Area A	EFYPA	\$ 735.87	\$ 611.66	\$586.67	
Area B	EFYPB	724.45	724.45	724.45	
Area C	EFYPC	824.37	824.37	700.16	

^{/1/} Effective on March 1, 2019, Switched Access Term Plans of greater than 36 months are no longer available, including for any otherwise available renewals, extensions or conversions. Circuits already subject to a Switched Access Term Plan of greater than 36 months, as of March 1, 2019, will continue to be provided under that plan for the remainder of that term.

(N)
|
(N)

ACCESS SERVICE

6. Switched Access Service (Cont'd)

6.9 Rates and Charges (Cont'd)

6.9.6 Switched Transport Services (Cont'd)

(C) Optional Payment Plan Vintage Rates (Cont'd)

2. Vintage Rates (Cont'd)

The following rates apply to Ameritech Transport Services installed prior to March 17, 2001, unless rates as specified under 6.9.6(A) are lower, in which case the referenced rates apply.

Entrance Facilities (Cont'd)

- Per Point of Termination (Cont'd)

LT-3 (44.736 Mbps) With Optical Interface			Recurring Charges Optional Payment Plan			
			USOC	12 Month	36 Month	60 Month
Service Package						
Area A	DS3012	PCGMA	\$15,750.00	\$6,125.00	\$3,750.00	
	DS3024	PCGMA	23,625.00	8,750.00	5,000.00	
Area B	DS3012	PCGMB	15,750.00	6,125.00	3,750.00	
	DS3024	PCGMB	23,625.00	8,750.00	5,000.00	
Area C	DS3012	PCGMC	15,750.00	6,125.00	3,750.00	
	DS3024	PCGMC	23,625.00	8,750.00	5,000.00	

(N)

(N)

Issued: January 30, 2001

Effective: March 17, 2001

TA - 1998

By Christy L. Strawman, Vice President - Regulatory Affairs
225 West Randolph Street
Chicago, Illinois 60606

ACCESS SERVICE

6. Switched Access Service (Cont'd)

6.9 Rates and Charges (Cont'd)

6.9.6 Switched Transport Services (Cont'd)

(C) Optional Payment Plan Vintage Rates (Cont'd)

2. Vintage Rates (Cont'd)

The following rates apply to Ameritech Transport Services installed prior to March 17, 2001, unless rates as specified under 6.9.6(A) are lower, in which case the referenced rates apply.

Direct Transport

Channel Mileage Termination

- Per Point of Mileage Termination

- LT-1 (1.544 Mbps)

		Recurring Charges Optional Payment Plan		
	USOC	12 Mo.	36 Mo.	60 Mo.
Area A	CZ8XA	\$15.55	\$15.55	\$15.55
Area B	CZ8XB	15.55	15.55	15.55
Area C	CZ8XC	15.55	15.55	15.55

(N)

(N)

Issued: January 30, 2001

TA - 1998

Effective: March 17, 2001

By Christy L. Strawman, Vice President - Regulatory Affairs
225 West Randolph Street
Chicago, Illinois 60606

ACCESS SERVICE

6. Switched Access Service (Cont'd)

6.9 Rates and Charges (Cont'd)

6.9.6 Switched Transport Services (Cont'd)

(C) Optional Payment Plan Vintage Rates (Cont'd)

2. Vintage Rates (Cont'd)

The following rates apply to Ameritech Transport Services installed prior to March 17, 2001, unless rates as specified under 6.9.6(A) are lower, in which case the referenced rates apply.

Direct Transport (Cont'd)

Channel Mileage Termination (Cont'd)

- Per Point of Mileage Termination (Cont'd)

- LT-3 (44.736 Mbps)

		Recurring Charges Optional Payment Plan		
		12 Mo.	36 Mo.	60 Mo.
	USOC			
Area A	CZ8XA	\$133.34	\$133.34	\$133.34
Area B	CZ8XB	\$133.34	\$133.34	\$133.34
Area C	CZ8XC	\$133.34	\$133.34	\$133.34

(N)

(N)

Issued: January 30, 2001

Effective: March 17, 2001

TA - 1998

By Christy L. Strawman, Vice President - Regulatory Affairs
225 West Randolph Street
Chicago, Illinois 60606

ACCESS SERVICE

6. Switched Access Service (Cont'd)

6.9 Rates and Charges (Cont'd)

6.9.6 Switched Transport Services (Cont'd)

(C) Optional Payment Plan Vintage Rates (Cont'd)

2. Vintage Rates (Cont'd)

The following rates apply to Ameritech Transport Services installed prior to March 17, 2001, unless rates as specified under 6.9.6(A) are lower, in which case the referenced rates apply.

Direct Transport

Channel Mileage

- Per Mile

- LT-1 (1.544 Mbps)

		Recurring Charges Optional Payment Plan		
	USOC	12 Mo.	36 Mo.	60 Mo.
Area A	1YLXA	\$ 1.80	\$ 1.80	\$ 1.80
Area B	1YLXB	1.80	1.80	1.80
Area C	1YLXC	1.80	1.80	1.80

(N)

(N)

Issued: January 30, 2001

TA - 1998

Effective: March 17, 2001

By Christy L. Strawman, Vice President - Regulatory Affairs
225 West Randolph Street
Chicago, Illinois 60606

ACCESS SERVICE

6. Switched Access Service (Cont'd)

6.9 Rates and Charges (Cont'd)

6.9.6 Switched Transport Services (Cont'd)

(C) Optional Payment Plan Vintage Rates (Cont'd)

2. Vintage Rates (Cont'd)

The following rates apply to Ameritech Transport Services installed prior to March 17, 2001, unless rates as specified under 6.9.6(A) are lower, in which case the referenced rates apply.

Direct Transport (Cont'd)

Channel Mileage (Cont'd)

- Per Mile (Cont'd)

- LT-3 (44.736 Mbps)

		Recurring Charges Optional Payment Plan		
		12 Mo.	36 Mo.	60 Mo.
	USOC			
Area A	1YLXA	\$26.30	\$26.30	\$26.30
Area B	1YLXB	26.30	26.30	26.30
Area C	1YLXC	26.30	26.30	26.30

(N)

(N)

ACCESS SERVICE

6. Switched Access Service (Cont'd)

6.9 Rates and Charges (Cont'd)

6.9.6 Switched Transport Services (Cont'd)

(C) Optional Payment Plan Vintage Rates (Cont'd)

2. Vintage Rates (Cont'd)

The following rates apply to Ameritech Transport Services installed prior to March 17, 2001, unless rates as specified under 6.9.6(A) are lower, in which case the referenced rates apply.

Switched Transport

Multiplexing

- LT-1 to Voice Grade
- Per Multiplexer

		Recurring Charges Optional Payment Plan		
	USOC	12 Mo.	36 Mo.	60 Mo.
Area A	MKW1A	\$264.19	\$264.19	\$264.19
Area B	MKW1B	264.19	264.19	264.19
Area C	MKW1C	264.19	264.19	264.19

(N)

(N)

ACCESS SERVICE

6. Switched Access Service (Cont'd)

6.9 Rates and Charges (Cont'd)

6.9.6 Switched Transport Services (Cont'd)

(C) Optional Payment Plan Vintage Rates (Cont'd)

2. Vintage Rates (Cont'd)

The following rates apply to Ameritech Transport Services installed prior to March 17, 2001, unless rates as specified under 6.9.6(A) are lower, in which case the referenced rates apply.

**Switched Transport
Multiplexing**

- LT -3 to LT-1
- Per Multiplexer

		Recurring Charges Optional Payment Plan		
	USOC	12 Mo.	36 Mo.	60 Mo.
Area A	MJW3A	\$264.19	\$264.19	\$264.19
Area B	MJW3B	264.19	264.19	264.19
Area C	MJW3C	264.19	264.19	264.19

(N)

(N)

Issued: January 30, 2001

TA - 1998

Effective: March 17, 2001

By Christy L. Strawman, Vice President - Regulatory Affairs
225 West Randolph Street
Chicago, Illinois 60606

ACCESS SERVICE

6. Switched Access Service (Cont'd)

6.9 Rates and Charges (Cont'd)

6.9.6 Switched Transport Services

(A) Monthly Rates

(1) Entrance Facilities

The following rates apply to Transport Services installed prior to September 11, 2010, unless rates as specified under 6.9.6(A) are lower, in which case the referenced rates apply.

		Recurring Charges Optional Payment Plan			(C)
		12 Mo.	36 Mo.	60 Mo. ^{/1/}	
	<u>USOC</u>				
Zone 1	EFYBA	\$ 32.02	\$ 32.02	\$ 32.02	
Zone 2	EFYBB	54.98	54.98	54.98	
Zone 3	EFYBC	69.24			
Zone 4	EFYBD	78.14			
Zone 5	EFYBE	115.57			

^{/1/} Effective on March 1, 2019, Switched Access Term Plans of greater than 36 months are no longer available, including for any otherwise available renewals, extensions or conversions. Circuits already subject to a Switched Access Term Plan of greater than 36 months, as of March 1, 2019, will continue to be provided under that plan for the remainder of that term.

(N)
|
(N)

ACCESS SERVICE

6. Switched Access Service (Cont'd)

6.9 Rates and Charges (Cont'd)

6.9.6 Switched Transport Services (Cont'd)

(A) Monthly Rates (Cont'd)

(1) Entrance Facilities (Cont'd)

- Per Point of Termination (Cont'd)

The following rates apply to Transport Services installed prior to September 11, 2010, unless rates as specified under 6.9.6(A) are lower, in which case the referenced rates apply.

	<u>USOC</u>	Recurring Charges Optional Payment Plan			(C)
		<u>12-Month</u>	<u>36-Month</u>	<u>60-Month</u> ^{/1/}	
LT-3 (44.736 Mbps) With Electrical Interface					
Zone 1	EFYPA	\$216.34	\$216.34	\$216.34	
Zone 2	EFYPB	220.70	220.70	220.70	
Zone 3	EFYPC	221.26	221.26	221.26	
Zone 4	EFYPD	221.58	221.58	221.58	
Zone 5	EFYPE	221.62	221.62	221.62	

^{/1/} Effective on March 1, 2019, Switched Access Term Plans of greater than 36 months are no longer available, including for any otherwise available renewals, extensions or conversions. Circuits already subject to a Switched Access Term Plan of greater than 36 months, as of March 1, 2019, will continue to be provided under that plan for the remainder of that term.

(N)
|
(N)

ACCESS SERVICE

6. Switched Access Service (cont'd)

6.9 Rates and Charges (cont'd)

6.9.6 Switched Transport Services (cont'd)

(A) Monthly Rates (cont'd)

(1) Entrance Facilities (cont'd)

- Per Point of Termination (cont'd)

The following rates apply to Transport Services installed prior to September 11, 2010, unless rates as specified under 6.9.6(A) are lower, in which case the referenced rates apply.

LT-3 (44.736 Mbps) With Optical Interface			Recurring Charges Optional Payment Plan			(C)
			USOC	12 Month	36 Month	
Service Package						
Zone 1	DS3012	PCGMA	\$1,279.77	\$1,279.77	\$1,279.77	
	DS3024	PCGMA	2,558.86	2,558.86	2,558.86	
Zone 2	DS3012	PCGMB	1,281.03	1,281.03	1,281.03	
	DS3024	PCGMB	2,560.12	2,560.12	2,560.12	
Zone 3	DS3012	PCGMC	1,281.20	1,281.20	1,281.20	
	DS3024	PCGMC	2,560.29	2,560.29	2,560.29	
Zone 4	DS3012	PCGMD	1,281.29	1,281.29	1,281.29	
	DS3024	PCGMD	2,560.38	2,560.38	2,560.38	
Zone 5	DS3012	PCGME	1,281.30	1,281.30	1,281.30	
	DS3024	PCGME	2,560.39	2,560.39	2,560.39	

^{/1/} Effective on March 1, 2019, Switched Access Term Plans of greater than 36 months are no longer available, including for any otherwise available renewals, extensions or conversions. Circuits already subject to a Switched Access Term Plan of greater than 36 months, as of March 1, 2019, will continue to be provided under that plan for the remainder of that term.

(N)
|
(N)

ACCESS SERVICE

6. Switched Access Service

6.9 Rates and Charges (Cont'd)

6.9.6 Switched Transport Services (Cont'd)

(A) Monthly Rates (Cont'd)

(2) Direct Transport Channel Mileage Termination (Cont'd)

- Per Point of Mileage Termination (Cont'd)
- LT-3 (44.736 Mbps)

The following rates apply to Transport Services installed prior to September 11, 2010, unless rates as specified under 6.9.6(A) are lower, in which case the referenced rates apply.

		Recurring Charges Optional Payment Plan			(C)
		12 Mo.	36 Mo.	60 Mo. ^{/1/}	
	<u>USOC</u>				
Zone 1	CZ8XA	\$50.34	\$50.34	\$50.34	
Zone 2	CZ8XB	50.34	50.34	50.34	
Zone 3	CZ8XC	50.34	50.34	50.34	
Zone 4	CZ8XD	50.34	50.34	50.34	
Zone 5	CZ8XE	50.34	50.34	50.34	

^{/1/} Effective on March 1, 2019, Switched Access Term Plans of greater than 36 months are no longer available, including for any otherwise available renewals, extensions or conversions. Circuits already subject to a Switched Access Term Plan of greater than 36 months, as of March 1, 2019, will continue to be provided under that plan for the remainder of that term.

(N)
|
(N)

ACCESS SERVICE

6. Switched Access Service

6.9 Rates and Charges (Cont'd)

6.9.6 Switched Transport Services (Cont'd)

(A) Monthly Rates (Cont'd)

The following rates apply to Transport Services installed prior to September 11, 2010, unless rates as specified under 6.9.6(A) are lower, in which case the referenced rates apply.

(3) Direct Transport Channel Mileage

- Per Mile
- LT-1 (1.544 Mbps)

		Recurring Charges Optional Payment Plan			(C)
		12 Mo.	36 Mo.	60 Mo. ^{/1/}	
	<u>USOC</u>				
Zone 1	1YLXA	\$4.50	\$4.50	\$4.50	
Zone 2	1YLBX	4.50	4.50	4.50	
Zone 3	1YLXC	4.50	4.50	4.50	
Zone 4	1YLYD	4.50	4.50	4.50	
Zone 5	1YLYE	4.50	4.50	4.50	

^{/1/} Effective on March 1, 2019, Switched Access Term Plans of greater than 36 months are no longer available, including for any otherwise available renewals, extensions or conversions. Circuits already subject to a Switched Access Term Plan of greater than 36 months, as of March 1, 2019, will continue to be provided under that plan for the remainder of that term.

(N)
|
(N)

ACCESS SERVICE**6. Switched Access Service****6.9 Rates and Charges (Cont'd)****6.9.6 Switched Transport Services (Cont'd)****(A) Monthly Rates (Cont'd)****(3) Direct Transport Channel Mileage**

The following rates apply to Transport Services installed prior to September 11, 2010, unless rates as specified under 6.9.6(A) are lower, in which case the referenced rates apply.

- Per Mile
- LT-3 (44.736 Mbps)

	<u>USOC</u>	<u>Recurring Charges</u> <u>Optional Payment Plan</u> <u>12 Mo.</u>
Zone 1	1YLXA	\$20.02
Zone 2	1YLBX	20.02
Zone 3	1YLXC	20.02
Zone 4	1YLXD	20.02
Zone 5	1YLXE	20.02

(N)

(N)

Pursuant to Ill. C.C. Order in Docket No. 05-0231 dated June 29, 2005.

Issued: July 28, 2010

Effective: September 11, 2010

By W. Karl Wardin, Regional Vice President - Regulatory
225 West Randolph Street, Chicago, Illinois 60606

ACCESS SERVICE**6. Switched Access Service (Cont'd)****6.9 Rates and Charges (Cont'd)****6.9.7 Message Unit Credit**

	<u>Rate</u>
Per Originating Access Minute	(\$0.002507) ^{/1/} (I)

6.9.8 Information Surcharge

Premium Rate	
Per Access Minute	\$0.000000
Transitional Rate	
Per Access Minute	.000000

/1/ () equals a negative amount.

Pursuant to Ill. C.C. Order in Docket No. 04-0312 dated June 23, 2004.

Issued: July 28, 2010**Effective: September 11, 2010**

By W. Karl Wardin, Regional Vice President - Regulatory
225 West Randolph Street, Chicago, Illinois 60606

ACCESS SERVICE

6. Switched Access Service (Cont'd)

Issued: February 16, 1996

Effective: April 1, 1996

**By D. H. Gebhardt, Vice Pres. - Reg. Affairs
225 W. Randolph Street
Chicago, Illinois 60606**

ACCESS SERVICE

6. Switched Access Service (Cont'd)

Issued: February 16, 1996

Effective: April 1, 1996

**By D. H. Gebhardt, Vice Pres. - Reg. Affairs
225 W. Randolph Street
Chicago, Illinois 60606**

ACCESS SERVICE

6. Switched Access Service (Cont'd)

Issued: February 16, 1996

Effective: April 1, 1996

**By D. H. Gebhardt, Vice Pres. - Reg. Affairs
225 W. Randolph Street
Chicago, Illinois 60606**

ACCESS SERVICE

6. Special Access Service (Cont'd)

6.1.8 Transmission Specifications

Issued: February 16, 1996

Effective: April 1, 1996

**By D. H. Gebhardt, Vice Pres. - Reg. Affairs
225 W. Randolph Street
Chicago, Illinois 60606**