

Access Service Tariff

Cause No. PUD 201300200
Order No. 622275
Tracking No. OK-13-0083 OK-06-183

2nd Revised Sheet 6-1
Replacing 1st Revised Sheet 6-1

ACCESS SERVICE

Sheet

6	Switched Access Service	6-1
6.1	General Description	6-6
6.2	Feature Group Descriptions.....	6-9
6.2.1	Feature Group A (FGA).....	6-9
6.2.2	Feature Group B (FGB).....	6-11
6.2.4	Feature Group D (FGD)	6-15
6.3	Basic Serving Arrangement Descriptions	6-18
6.3.1	Circuit Switched - Line side BSA (BSA-A)	6-18
6.3.2	Circuit Switched - Trunk Side Alternative B (BSA-B)	6-20
6.3.3	Circuit Switched - Trunk Side Alternative C (BSA-C).....	6-22
6.3.4	Circuit Switched - Trunk Side Alternative D (BSA-D).....	6-24
6.3.5	Dedicated Network Access Link (DNAL) BSA	6-27
6.4	Miscellaneous Services Descriptions	6-28
6.4.1	WATS Access Line Service.....	6-28
6.4.2	800 Number Portability Access Service (NPAS).....	6-29
6.4.3	900 Access Service	6-30
6.4.4	Advanced Carrier Identification Service (ACIS)	6-32
6.5	Switched Transport.....	6-33
6.5.1	Switched Transport Facilities	6-33
6.5.2	Switched Transport Connections	6-35
6.5.3	Hubbing	6-37
6.6	Switched Access Features and Basic Service Elements	6-37
6.6.1	Switched Transport Features	6-38
6.6.2	Local Switching - Common Switching Features.....	6-43
6.6.3	Local Switching - Transport Termination Features	6-60
6.6.4	Local Switching - Line Termination Features	6-66
6.6.5	Basic Service Elements.....	6-67
6.7	Service Provisioning	6-75
6.7.1	Manner of Provisioning.....	6-75
6.7.2	Design and Traffic Routing of Switched Access Service	6-76
6.7.3	Design Blocking Probability.....	6-77
6.7.4	Determining the Number of Transmission Paths	6-79
6.7.5	Determining the Number of End Office Transport Terminations.....	6-79
6.7.6	Interface Groups.....	6-79
6.7.7	DNAL Network Channel Interfaces	6-84
6.7.8	Transmission Specifications.....	6-84
(A)	Line Side and Trunk Side Switched Access Service.....	6-84
(B)	DNAL BSA Switched Access Service	6-86
6.7.9	Supervisory Signaling.....	6-87

Access Service Tariff

Cause No. PUD 200600267
Order No. 534934
Tracking No. OK-06-183

4th Revised Sheet 6-2
Replacing 3rd Revised Sheet 6-2

ACCESS SERVICE

Sheet

6. Switched Access Service (Cont'd)

6.7 Service Provisioning (Cont'd)

6.7.10	Testing	6-87
(A)	Acceptance Tests	6-87
(B)	In-Service Testing	6-88
6.7.11	Network Management	6-89
6.7.12	Media Stimulated Mass Calling Events	6-89
6.7.13	Design Layout Report	6-90
6.7.14	Provision of Service Performance Data	6-90
6.7.15	Trunk Group Measurement Reports	6-90
6.7.16	Percent Direct Routed Factor	6-90
6.7.17	Percent Tandem Signaling Factor	6-92
6.7.18	Tandem Signaling Terminating Billing Data	6-93

6.8 Rate Regulations

6-97

6.8.1	Rate Elements	6-98
(A)	Entrance Facility	6-98
(B)	Direct-Trunked Transport	6-99
(C)	Tandem-Switched Transport	6-99
(D)	Local Switching	6-101
(E)		
(F)	Information Surcharge	6-102
(G)	DNAL Termination	6-102
(H)	DNAL Mileage	6-102
(I)	High Cost Fund Surcharge	6-102
6.8.2	Nonrecurring Charges	6-102
(A)	Nonrecurring Charges for Installation of Service	6-103
(B)	Nonrecurring Charges for Installation of Features	6-105
(C)	Nonrecurring Charges for Basic Service Elements	6-108
(D)	Nonrecurring Charges for Service Rearrangements	6-109
6.8.3	Monthly Recurring and Usage Rates	6-111
(A)	Rate Application	6-112
(B)		
(C)		
(D)		
(E)	Switched Transport	6-114
(F)	Local Switching	6-117.1
(G)	DNAL Termination	6-117.1
(H)	DNAL Mileage	6-117.1
(I)	800 Number Portability Access Service (NPAS)	6-118
(J)	Multiplexing	6-119
(K)	Advanced Carrier Identification Service (ACIS)	6-119

Access Service Tariff

Cause No. PUD 200600267
Order No. 534934
Tracking No. OK-06-183

4th Revised Sheet 6-3
Replacing 3rd Revised Sheet 6-3

ACCESS SERVICE

Sheet

6. SWITCHED ACCESS SERVICE (Cont'd)

6.8 Rate Regulations (Cont'd)

6.8.4	Determining Chargeable Access Minutes	6-119
(A)	Determining Chargeable Access Minutes from Recordings	6-119
(B)	Determining Chargeable Access Minutes from Factored Recordings	6-237
(C)	Determining Chargeable Access Minutes from Assumed Minutes	6-125
6.8.5	Determining Switched Transport Mileage and Charges	6-126
(A)	Determining Switched Transport Mileage	6-126
(B)	Determining Switched Transport Mileage Charges.....	6-130
6.8.6	Minimum Period Charges	6-130
6.8.7		
6.8.8	Equal Access Conversion	6-131
6.8.9	Change of Feature Group Type or Basic Service Arrangement	6-131
(A)	Change of Feature Group	6-131
(B)	Change of Basic Serving Arrangements	6-132
(C)	Conversion of Feature Group and Basic Serving Arrangements	6-132
6.8.10	Moves	6-133
(A)	Service Facility Move (SFM)	6-133
(B)	Moves of the Point of Termination Within the Same Customer Premises	6-140
(C)	Moves of Customer Premises	6-140
6.8.11	Application of Rates for Extension Service	6-140
(A)	FGA and BSA-A Extensions Within a LATA	6-140
(B)	FGA and BSA-A Extension in Different LATAs	6-140
6.8.12	Shared Use	6-141
6.8.13	Application of Rates for FGA Service to Directory Assistance Service	6-143
6.8.14	Non-Access Charges	6-143
6.8.15		

6.9 Rates and Charges 6-144

6.9.1		
6.9.2	Switched Transport	6-144
(A)	Entrance Facilities	6-144
(B)	Direct-Trunked Transport	6-146
(C)	Tandem-Switched Transport	6-147
(D)	Feature Group and BSA Installation Charge.....	6-148
(E)	Trunk Conversion Charge	6-148
(F)	Service Facility Move	6-149
(G)	Switched Transport Features	6-151

(MT)

Access Service Tariff

Cause No. PUD 200600267
Order No. 534934
Tracking No. OK-06-183

2nd Revised Sheet 6-4
Replacing 1st Revised Sheet 6-4

ACCESS SERVICE

Page

6. Switched Access Service (Cont'd)

6.9 Rates and Charges (Cont'd)

(MT)	6.9.3	Local Switching.....	6-154
	(A)	Bundled Local Switching Usage.....	6-154
	(B)	Unbundled Local Switching Usage.....	6-154
	(C)	Dedicated End Office Trunk Port.....	6-154
	(D)	Shared End Office Trunk Port	6-154
(FC)	(E)	900 Access Service NXX Activation Charge.....	6-154
	(F)	0+900 Access Service Installation Charge.....	6-154
	(G)	Common Switching Features	6-155
(FC)	(H)	Transport Termination Features.....	6-162
(MT)	(I)	Line Termination Features	6-164
	6.9.4	Basic Service Elements.....	6-164
	6.9.5	Administrative Changes	6-169
	6.9.6	Information Surcharge.....	6-170
	6.9.7	Dedicated Network Access Link (DNAL).....	6-170
	6.9.8	800 Number Portability Access Service (NPAS).....	6-170
	6.9.9	Advanced Carrier Identification Service (ACIS)	6-170
	6.9.10		
	6.9.11	High Cost Fund (HCF) Surcharge	6-171

Access Service Tariff

Cause No. PUD 200600267
Order No. 534934
Tracking No. OK-06-183

1st Revised Sheet 6-5
Replacing Original Sheet 6-5

ACCESS SERVICE

6. Switched Access Service

(RT) The following list matches the Company's Basic Service Element (BSE) names to the industry standard names for each BSE.

(RT)	<u>Company Names</u>	<u>Generic Name of ONA Service</u>
	Alternate Traffic Routing	Alternate Routing
	- End Office Routing	
	- Multiple Traffic Routing	
	Automatic Number Identification	Calling Billing Number
	Charge Number Parameter	Delivery - FGD Protocol
	Flexible Automatic Num	Flexible ANI Information Digits
	Identification (Flex ANI)	
	Multiline Hunt Group	Multiline Hunt Group
	- Circular Hunting	
	- Preferential Hunting	
	- Regular Line Hunting	
	Nonhunting Number Arrangement	Multiline Hunt Group - Individual Access To Each Port In Hunt Group
	Queuing	Multiline Hunt Group - UCD With Queuing
	Recorded Announcements	Multiline Hunt Group - CO Announcements
	Remote Make Busy	Make Busy Key
	Remote Make Busy - Trunk Side	Make Busy Key
	Uniform Call Distribution	Multiline Hunt Group -
	Arrangement	Uniform Call Distribution Line Hunting

Access Service Tariff

Cause No. PUD 200600267
Order No. 534934
Tracking No. OK-06-183

3rd Revised Sheet 6-6
Replacing 2nd Revised Sheet 6-6

ACCESS SERVICE

6. Switched Access Service (Cont'd)

6.1 General Description

(RT)

Switched Access Service provides a two-point communications path between a customer's premises and an end user's premises through the use of common terminating, common switching, Switched Transport facilities, and common subscriber plant of the Company. Switched Access Service provides for the ability to originate calls from an end user's premises to a customer's premises, and to terminate calls from a customer's premises to an end user's premises in the LATA where service is provided.

The provision of each feature group or basic serving arrangement requires Switched Transport and the appropriate Local Switching functions. Switched Transport provides for the transmission facilities between the customer's premises and the end office switch where the customer's traffic is switched to originate or terminate traffic. Local Switching provides for the local end office switching and end user termination functions necessary to complete the transmission of the customer's communications over Switched Access facilities to and from the end users served by the local end office. Common Line is provisioned under Section 3 (Carrier Common Line Access Service). A more detailed description of the rate categories applicable to Switched Access Service, how these rate categories are applied and other service specific charges and nonrecurring charges are contained in Section 6.8 (Rate Regulations).

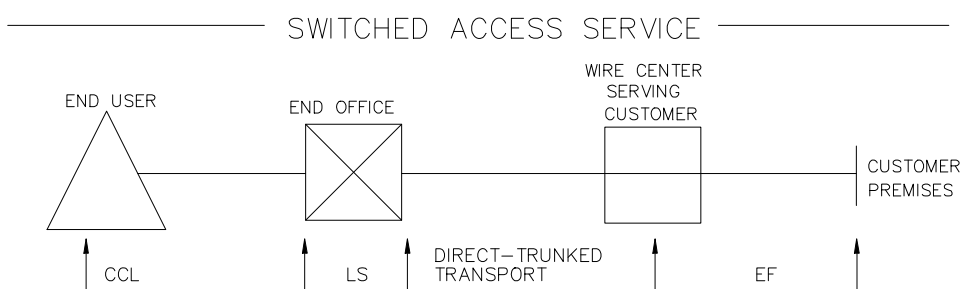
ACCESS SERVICE

6. Switched Access Service (Cont'd)

6.1 General Description (Cont'd)

The following diagrams depict generic views of the components of line and trunk side Switched Access Service and the manner in which the components are combined to provide a complete Access Service.

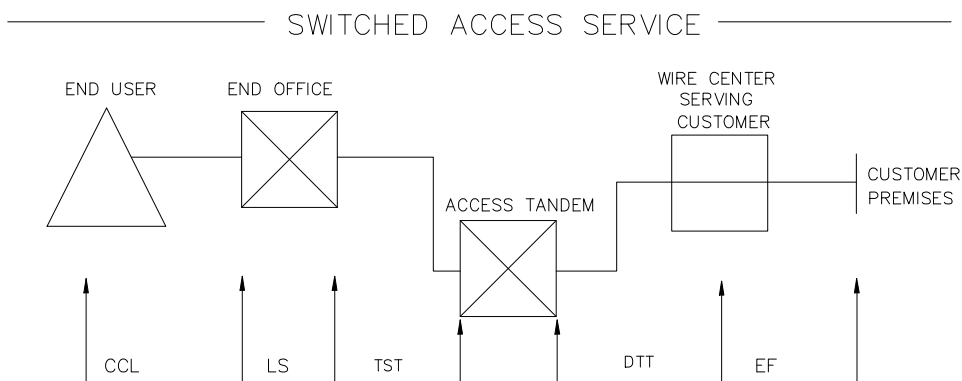
1) DIRECT-TRUNKED TRUNK SIDE SERVICES AND ORIGINATING LINE SIDE SERVICES



Note:

An exception to mileage measurement for originating line side services is set forth in 6.8.5 (Determining Switched Transport Mileage and Charges)

2) TANDEM-SWITCHED TRUNK SIDE SERVICES



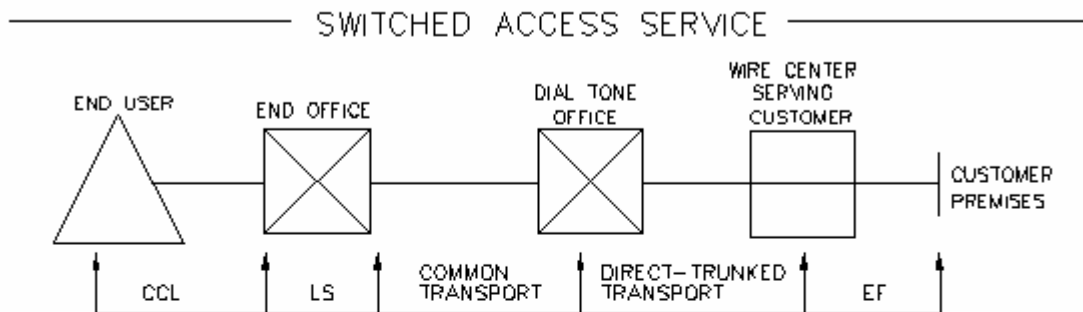
CCL	CARRIER COMMON LINE
LS	LOCAL SWITCHING
EF	ENTRANCE FACILITIES
TST	TANDEM SWITCHED TRANSPORT
DTT	DIRECT TRUNKED TRANSPORT

ACCESS SERVICE

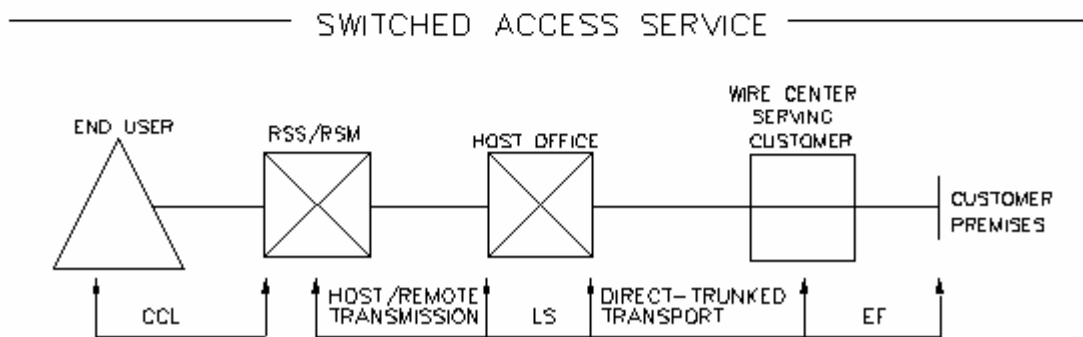
6. Switched Access Service (Cont'd)

6.1 General Description (Cont'd)

3) TERMINATING LINE SIDE SERVICES



4) DIRECT-TRUNKED HOST/REMOTE ARRANGEMENTS



CCL CARRIER COMMON LINE
LS LOCAL SWITCHING
EF ENTRANCE FACILITIES
RSS/RSM REMOTE SWITCHING SYSTEM/REMOTE SWITCHING MODULE

Access Service Tariff

Cause No. PUD 200600267

Order No. 534934

Tracking No. OK-06-183

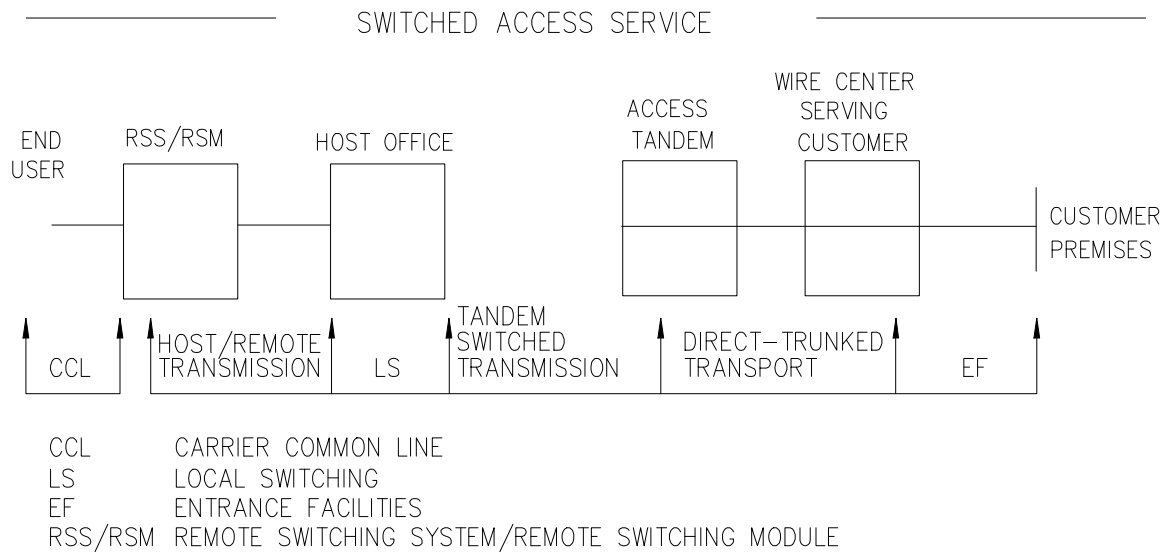
1st Revised Sheet 6-8.1
Replacing Original Sheet 6-8.1

ACCESS SERVICE

6. Switched Access Service (Cont'd)

6.1 General Description (Cont'd)

5) DIRECT-TRUNKED HOST/REMOTE TANDEM ARRANGEMENTS



ACCESS SERVICE

6. Switched Access Service (Cont'd)

6.2 Feature Group Descriptions

(RT) Switched Access Service may be provided in four different feature group arrangements. These are generally differentiated by their technical characteristics, e.g., line side or trunk side connection at the Company entry switch, and the manner in which an end user accesses them in originating calling, e.g., with or without an access code.

(RT) Feature groups are arranged for either originating, terminating or two-way calling, based on the customer's order specifications. Originating calling permits the delivery of calls from Exchange Service locations to the customer's premises. Terminating calling permits the delivery of calls from the customer's premises to Telephone Exchange Service locations. Two-way calling permits the delivery of calls in both directions, but not simultaneously.

(RT) There are various Switched Transport services and features, and Local Switching features available with the feature groups. These features are described in 6.6 (Switched Access Features and Basic Service Elements). Unless specifically stated otherwise, these features are available at all Company end office switches.

Following are detailed descriptions of each of the available feature groups. Each feature group is described in terms of its specific physical characteristics and calling patterns.

6.2.1 Feature Group A (FGA)

(A) General

- (RT)
- (1) FGA is provided in connection with Company electronic and electromechanical end offices. At the option of the customer, FGA is provided on a single or multiple line group basis.
 - (2) FGA provides a line side termination at the first point of switching. The line side termination will be provided with either ground start supervisory signaling or loop start supervisory signaling. The type of signaling is at the option of the customer.
 - (3) The customer shall specify the first point of switching, within the selected LATA, at which the line side termination is to be provided.
 - (4) When a FGA switching arrangement for an individual customer (a single line or entire hunt group) is discontinued at an end office, an intercept announcement is provided. This arrangement provides, for a maximum period of 90 days, an announcement that the service associated with the number dialed has been disconnected.

Access Service Tariff

Cause No. PUD 200600267
Order No. 534934
Tracking No. OK-06-183

1st Revised Sheet 6-10
Replacing Original Sheet 6-10

ACCESS SERVICE

6. Switched Access Service (Cont'd)

6.2 Feature Group Descriptions (Cont'd)

6.2.1 Feature Group A (FGA) (Cont'd)

(B) Originating FGA

- (1) Originating FGA may be utilized in conjunction with the following access services provided under this tariff:

WATS Access Line Service

- (RT) (2) A seven digit local telephone number assigned by the Company is provided for access to FGA switching and provides the calling area associated with the exchange in which the local telephone number is assigned. The seven digit local telephone number will be associated with the selected end office switch and is of the form NXX-XXXX. If the customer requests a specific seven digit telephone number that is available and the necessary facilities and equipment are available, the requested number will be assigned to the customer.
- (RT) (3) No address signaling is provided by the Company. If address signaling is required by the customer, it must be provided by the customer's end user using inband tone signaling techniques. Such inband tone address signals will not be regenerated by the Company and will be subject to the ordinary transmission capabilities of the Switched Transport provided.
- (RT)

(C) Terminating FGA

- (1) Terminating FGA may be utilized in conjunction with the following access services provided under this tariff:

- WATS Access Line Service
- 800 NPAS
- 900 Access Service
- Directory Assistance
- ACIS

- (RT) (2) FGA switching may be used to access valid NXXs in the LATA. Local operator service (0- and 0+), Directory Assistance (411 where available and 555-1212), emergency reporting service (911 where available), exchange telephone repair, time or weather announcement services of the Company, community information services of an information service provider, and other customers' services (by dialing the appropriate digits) may also be accessed by FGA services. Charges for FGA terminating calls requiring operator assistance or calls to 911 will only apply where sufficient call details are available.

ACCESS SERVICE

6. Switched Access Service (Cont'd)

6.2 Feature Group Descriptions (Cont'd)

6.2.1 Feature Group A (FGA) (Cont'd)

(C) Terminating FGA (Cont'd)

- (3) FGA switching is arranged with dial tone start-dial signaling. FGA switching may be arranged for dial pulse or dual tone multifrequency address signaling, subject to availability of equipment at the first point of switching. When FGA switching is provided in a hunt group or uniform call distribution arrangement, all FGA switching will be arranged for the same type of address signaling.

6.2.2 Feature Group B (FGB)

(A) General

- (RT) (1) FGB, when directly routed to an end office (i.e., provided without the use of an access tandem switch), is provided at appropriately equipped Company electronic end office switches. When provided via Company designated electronic access tandem switches, FGB switching is provided at Company electronic and electromechanical end office switches.
- (RT) (2) FGB is provided as trunk side switching. The switch trunk equipment is provided with wink start address signaling or immediate dial pulse address signaling and answer and disconnect supervisory signaling. FGB switching is provided with multifrequency address signaling in both the originating and terminating directions.
- (RT) (3) The Company will establish a trunk group or groups for the customer at end office switches or access tandem switches where FGB switching is provided. When required by technical limitations, a separate trunk group will be established for each type of FGB switching arrangement provided, e.g., 1+900 Access Service. Different types of FGB switching may be combined in a single trunk group at the option of the Company.
- (RT) (4) When all FGB switching arrangements are discontinued at an end office or in a LATA, an intercept announcement is provided. This arrangement provides, for a maximum period of 90 days, an announcement that the service associated with the number dialed has been disconnected.

Access Service Tariff

Cause No. PUD 201300200
Order No. 622275
Tracking No. OK-13-0083

2nd Revised Sheet 6-12
Replacing 1st Revised Sheet 6-12

ACCESS SERVICE

6. Switched Access Service (Cont'd)

6.2 Feature Group Descriptions (Cont'd)

6.2.2 Feature Group B (FGB) (Cont'd)

(B) Originating FGB

- (1) Originating FGB may be utilized in conjunction with the following access services provided under this tariff:

- WATS Access Line Service
- 1+900 Access Service
- ACIS

FGB Switched Access may be used to originate ACIS and 1+900 Access Service, until such time as FGD becomes available in the end office.

(RT)
(RT)
(RT)

- (2) The uniform access code for FGB switching is 950-XXXX. (The XXXX represents a unique four digit number for each access customer.) These uniform codes will be the assigned access numbers for all FGB Switched Access Service provided to the customer by the Company. ACIS and 1+900 Access Service provided with FGB Switched Access Service must be originated without the use of an access code.
- (3) FGB is provided with multifrequency address signaling. Except for FGB switching provided with the automatic number identification (ANI) or rotary dial station signaling arrangements, any other address signaling in the originating direction, if required by the customer, must be provided by the customer's end user using inband tone signaling techniques. Such inband tone address signals will not be regenerated by the Company and will be subject to the ordinary transmission capabilities of the Switched Transport provided.

(C) Terminating FGB

- (1) Terminating FGB may be utilized in conjunction with the following access services provided under this tariff:

- WATS Access Line Service
- 800 NPAS
- 900 Access Service
- Directory Assistance Service
- ACIS routed traffic

Access Service Tariff

Cause No. PUD 201300200
Order No. 622275
Tracking No. OK-13-0083

3rd Revised Sheet 6-13
Replacing 2nd Revised Sheet 6-13

ACCESS SERVICE

6. Switched Access Service (Cont'd)

6.2 Feature Group Descriptions (Cont'd)

6.2.2 Feature Group B (FGB) (Cont'd)

(C) Terminating FGB (Cont'd)

- (2) When directly routed to an end office, only those valid NXX codes served by that end office may be accessed. When routed through an access tandem, only those valid NXX codes served by end offices subtending the access tandem may be accessed. Calls will also be completed to time or weather announcement services of the Company, community information services of an information service provider and other customers' services (by dialing the appropriate digits), as well as to Directory Assistance (NPA-555-1212 or 555-1212) when FGB switching is combined with Directory Assistance switching.
- (3) Calls in the terminating direction will not be completed to 950-XXXX access codes, local operator assistance (0- and 0+), Directory Assistance (411), exchange telephone repair service, service code 911 or 101XXXX access codes. FGB may not be switched to access another FGB, FGC or FGD in the same LATA or switched to access a BSA-B, BSA-C or BSA-D in the same LATA.

(RT)

(RT)

Access Service Tariff

Cause No. PUD 201300200
Order No. 622275
Tracking No. OK-13-0083

2nd Revised Sheet 6-14
Replacing 1st Revised Sheet 6-14

ACCESS SERVICE

6. Switched Access Service (Cont'd)

6.2 Feature Group Descriptions (Cont'd)

(RT)

(RT)

Access Service Tariff

Cause No. PUD 201300200
Order No. 622275
Tracking No. OK-13-0083

3rd Revised Sheet 6-15
Replacing 2nd Revised Sheet 6-15

ACCESS SERVICE

6. Switched Access Service (Cont'd)

6.2 Feature Group Descriptions (Cont'd)

(RT)

6.2.4 Feature Group D (FGD)

(A) General

- (1) FGD is provided at Company designated end office switches whether routed directly or via Company designated electronic access tandem switches.
- (2) FGD is provided as trunk side switching through the use of end office or access tandem switch trunk equipment. The switch trunk equipment is provided with wink start start-pulsing signals and answer and disconnect supervisory signaling.
- (3) The Company will establish a trunk group or groups for the customer at end office switches or access tandem switches where FGD switching is provided. When required by technical limitations, a separate trunk group will be established for each type of FGD switching arrangement provided. Different types of FGD or other switching arrangements may be combined in a single trunk group at the option of the Company.
- (4) FGD Switching is provided with inband multifrequency address signaling or out of band SS7 signaling. With multifrequency address signaling and SS7 signaling up to 12 digits of the called party number dialed by the customer's end user using dual tone multifrequency or dial pulse address signals will be provided by Company equipment to the customer's premises where the Switched Access Service terminates. Such address signals will be subject to the ordinary transmission capabilities of the Switched Transport provided.

(RT)

Access Service Tariff

Cause No. PUD 200600267
Order No. 534934
Tracking No. OK-06-183

2nd Revised Sheet 6-16
Replacing 1st Revised Sheet 6-16

ACCESS SERVICE

6. Switched Access Service (Cont'd)

6.2 Feature Group Descriptions (Cont'd)

6.2.4 Feature Group D (FGD) (Cont'd)

(B) Originating FGD

- (1) Originating FGD may be utilized in conjunction with the following access services provided under this tariff:

- WATS Access Line Service
- 800 NPAS
- 900 Access Services
- MicroLink I Access Capability
- Operator Call Processing Service
- ACIS

(RT)

(RT)

- (2) The uniform access code for FGD switching is 101XXXX. (The XXXX represents a unique four digit number for each access customer.) This uniform code will be the assigned access number for all FGD Access Service provided to the customer by the Company. When the 101XXXX access codes are used, FGD switching also provides for dialing the digit 0 for access to the customer's operator, 911 for access to the Company's emergency reporting service, or the end-of-dialing digit (#) for cut-through access to the customer's premises. FGD Switched Access Service may be originated by using the 950-0XXX or 950-1XXX access code if the customer requests the FGD or BSA-D with 950 Access feature.

(AT)

(AT)

- (3) When a customer changes an existing FGB to FGD in the same end office, end users may (if facilities are available) dial either the previous FGB access code or the new FGD access code for a maximum of 90 days. This arrangement will be provided at the customer's request, where facilities are available as long as the FGB 0/1XXX access code is the same as the four (4) digit FGD 0/1XXX and only in the 0/1 bank of numbers. In addition, use of the FGB access code may continue from public coin, coinless and hotel/motel classes of service, until the customer requests otherwise. The customer must be prepared to differentiate between 950-XXXX calls and the other FGD calls on the same trunks by using the signaling described in Technical Reference FR-NWT-000064 LATA Switching System General Requirements. All access minutes will be rated as FGD.

(RT)

- (4) No access code is required for calls to a customer over FGD Switched Access Service (this includes MicroLink I Access Capability provided in conjunction with FGD) if the end user's telephone exchange service is arranged for presubscription to that customer, as specified in Section 13.3.1 (Easy Access Dialing). The customer's end user is not required to dial an access code for originating 800 NPAS, 900 Access Service and ACIS provided with FGD Switched Access Service. 800 NPAS, 900 Access Service and ACIS calls dialed with an access code will be blocked by the Company.

Access Service Tariff

Cause No. PUD 201300200
Order No. 622275
Tracking No. OK-13-0083

3rd Revised Sheet 6-17
Replacing 2nd Revised Sheet 6-17

ACCESS SERVICE

6. Switched Access Service (Cont'd)

6.2 Feature Group Descriptions (Cont'd)

6.2.4 Feature Group D (FGD) (Cont'd)

(B) Originating FGD (Cont'd)

- (5) Where no access code is required, the telephone number dialed by the customer's end user shall be a seven or ten digit number for calls in the North American Numbering Plan (NANP). For international calls outside the NANP, a seven to twelve digit number may be dialed. The form of the numbers dialed by the customer's end user is NXX-XXXX, 0 or 1 + NXX-XXXX, NPA + NXX-XXXX, 0 or 1 + NPA + NXX-XXXX and, when the end office is equipped for International Direct Distance Dialing (IDDD), 01 + CC + NN or 011 + CC + NN.

(C) Terminating FGD

- (1) Terminating FGD may be utilized in conjunction with the following access services provided under this tariff:
- WATS Access Line Service
 - 800 NPAS
 - 900 Access Service
 - Directory Assistance Service
 - Operator Call Processing Service
 - ACIS routed traffic
- (2) When directly routed to an end office, only those valid NXX codes served by that office may be accessed. When routed through an access tandem, only those valid NXX codes served by end offices subtending the access tandem may be accessed. Calls will also be completed to time or weather announcement services of the Company, community information services of an information service provider, and other customer's services (by dialing the appropriate codes) when such services can be reached using valid NXX codes, as well as to Directory Assistance (NPA-555-1212 or 555-1212) when FGD switching is combined with Directory Assistance switching.
- (3) Calls in the terminating direction will not be completed to 950-XXXX access codes, local operator assistance (0- and 0+), Directory Assistance (411), exchange telephone repair service, service code 911 or 101XXXX access codes. Additionally, the Company will not complete terminating MicroLink I 56 Kbps digital data over analog facilities. FGD, in the terminating direction, may not be switched to access another FGB or FGD in the same LATA or switched to access a BSA-B or BSA-D in the same LATA.

(RT)
(RT)

ACCESS SERVICE

6. Switched Access Service (Cont'd)

6.3 Basic Serving Arrangement Descriptions

(RT) Basic serving arrangements (BSAs) are differentiated by their technical characteristics, e.g., line side or trunk side connection at the Company entry switch. The trunk side BSA is further differentiated into three alternatives based upon the manner in which an end user would access the BSA for originating calling, e.g., with or without an access code.

BSAs are arranged for either originating, terminating or two-way calling, based upon the customer's order specifications. Originating calling permits the delivery of calls from Telephone Exchange Service locations to the customer's premises. Terminating calling permits the delivery of calls from the customer's premises to Telephone Exchange Service locations. Two-way calling permits the delivery of calls in both directions, but not simultaneously.

(RT) There are various Switched Transport services and features, Local Switching features and basic service elements (BSEs) available with a BSA. Switched Transport features, Local Switching features and BSEs are described in Section 6.6 (Switched Access Features and Basic Service Elements). Unless specifically stated otherwise, these features and BSEs are available at all Company end office switches.

Following are detailed descriptions of each basic serving arrangement and alternatives. Each BSA is described in terms of its specific physical characteristics and calling patterns.

6.3.1 Circuit Switched - Line Side BSA (BSA-A)

(A) General

- (RT)
- (1) Circuit Switched - Line Side BSA (BSA-A) is provided in connection with Company Electronic and electromechanical end offices.
 - (2) BSA-A provides network access in the form of a line side termination at the first point of switching and provides the basis for selection of Basic Service Elements. The line side termination will be provided with either ground start supervisory signaling or loop start supervisory signaling. The type of signaling is at the option of the customer.
 - (3) The customer shall specify the first point of switching within the selected LATA at which the line side termination is to be provided.
 - (4) When an individual customer's BSA-A is discontinued at an end office, an intercept announcement is provided. This arrangement provides, for a maximum period of 90 days, an announcement that the service associated with the number dialed has been disconnected.

Access Service Tariff

Cause No. PUD 200600267
Order No. 534934
Tracking No. OK-06-183

1st Revised Sheet 6-19
Replacing Original Sheet 6-19

ACCESS SERVICE

6. Switched Access Service (Cont'd)

6.3 Basic Serving Arrangement Descriptions (Cont'd)

6.3.1 Circuit Switched - Line Side BSA (BSA-A) (Cont'd)

(B) Originating BSA-A

- (1) BSA-A may be utilized in conjunction with the following access services provided under this tariff:

WATS Access Line Service

- (RT) (2) A seven digit local telephone number assigned by the Company is provided for access to BSA-A switching and provides the calling area associated with the exchange in which the local telephone number is assigned. The seven digit local telephone number will be associated with the selected end office switch and is of the form NXX-XXXX. If the customer requests a specific seven digit telephone number and that number (as well as the necessary facilities and equipment) is available, the requested number will be assigned to the customer.
- (RT) (3) No address signaling is provided by the Company. If address signaling is required by the customer, it must be provided by the customer's end user using inband tone signaling techniques. Such inband tone address signals will not be regenerated by the Company and will be subject to the ordinary transmission capabilities of the Local Transport provided.
- (RT)

(C) Terminating BSA-A

- (1) Terminating BSA-A may be utilized in conjunction with the following access services provided under this tariff:

- WATS Access Line Service
- 800 NPAS
- 900 Access Service
- Directory Assistance
- ACIS routed traffic

- (RT) (2) BSA-A may be used to access valid NXXs in the LATA. Local operator service (0- and 0+), Directory Assistance (411 where available and 555-1212), emergency reporting service (911 where available), exchange telephone repair, time or weather announcement services of the Company, community information services of an information service provider, and other customers' services may also be accessed by BSA-A services (by dialing the appropriate digits). Charges for BSA-A terminating calls requiring operator assistance or calls to 911 will only apply where sufficient call details are available.

Access Service Tariff

Cause No. PUD 200600267
Order No. 534934
Tracking No. OK-06-183

1st Revised Sheet 6-20
Replacing Original Sheet 6-20

ACCESS SERVICE

6. Switched Access Service (Cont'd)

6.3 Basic Serving Arrangement Descriptions (Cont'd)

6.3.1 Circuit Switched - Line Side BSA (BSA-A) (Cont'd)

(C) Terminating BSA-A (Cont'd)

- (3) BSA-A switching is arranged with dial tone start-dial signaling. BSA-A switching may be arranged for dial pulse or dual tone multifrequency address signaling, subject to availability of equipment at the first point of switching. When BSA-A switching is provided in a hunt group or uniform call distribution arrangement, all BSA-A switching will be arranged for the same type of address signaling.

6.3.2 Circuit Switched - Trunk Side Alternative B (BSA-B)

(A) General

- (RT) (1) BSA-B, when directly routed to an end office (i.e., provided without the use of an access tandem switch), is provided at appropriately equipped Company electronic end office switches. When provided via Company designated electronic access tandem switches, BSA-B switching is provided at Company electronic and electromechanical end office switches.
- (RT) (2) BSA-B is provided as trunk side switching. The switch trunk equipment is provided with wink start address signaling or immediate dial pulse address signaling as well as answer and disconnect supervisory signaling. BSA-B switching is provided with multifrequency address signaling in both the originating and terminating directions.
- (RT) (3) The Company will establish a trunk group or groups for the customer at end office switches or access tandem switches where BSA-B switching is provided. When required by technical limitations, a separate trunk group will be established for each type of BSA-B switching arrangement provided, e.g., 1+900 Access Service. Different types of BSA-B switching may be combined in a single trunk group at the option of the Company.
- (RT) (4) When all BSA-B switching arrangements are discontinued at an end office or in a LATA, an intercept announcement is provided. This arrangement provides, for a maximum period of 90 days, an announcement that the service associated with the number dialed has been disconnected.

Access Service Tariff

Cause No. PUD 201300200
Order No. 622275
Tracking No. OK-13-0083

2nd Revised Sheet 6-21
Replacing 1st Revised Sheet 6-21

ACCESS SERVICE

6. Switched Access Service (Cont'd)

6.3 Basic Serving Arrangement Descriptions (Cont'd)

6.3.2 Circuit Switched - Trunk Side Alternative B (BSA-B) (Cont'd)

(B) Originating BSA-B

- (1) Originating BSA-B may be utilized in conjunction with the following access services provided under this tariff:

- WATS Access Line Service
- 1+900 Access Service
- ACIS

BSA-B may be used to originate ACIS and 1+900 Access Service until such time as BSA-D becomes available in the end office.

(RT)
(RT)

- (2) The uniform access code for BSA-B switching is 950-XXXX. (The XXXX represents a unique four digit number for each access customer). These uniform codes will be the assigned access numbers of all BSA-B Switched Access Service provided to the customer by the Company. ACIS and 1+900 Access Service provided with BSA-B Switched Access Service must be originated without the use of an access code.
- (3) BSA-B is provided with multifrequency address signaling. Except for BSA-B provided with rotary dial station signaling arrangements or the Automatic Number Identification (ANI) feature, any other address signaling in the originating direction, if required by the customer, must be provided by the customer's end user using inband tone signaling techniques. Such inband tone address signals will not be regenerated by the Company and will be subject to the ordinary transmission capabilities of the Local Transport provided.

(C) Terminating BSA-B

- (1) Terminating BSA-B may be utilized in conjunction with the following access services provided under this tariff:

- WATS Access Line Service
- 800 NPAS
- 900 Access Service
- Directory Assistance Service
- ACIS routed traffic

Access Service Tariff

Cause No. PUD 201300200
Order No. 622275
Tracking No. OK-13-0083

3rd Revised Sheet 6-22
Replacing 2nd Revised Sheet 6-22

ACCESS SERVICE

6. Switched Access Service (Cont'd)

6.3 Basic Serving Arrangement Descriptions (Cont'd)

6.3.2 Circuit Switched - Trunk Side Alternative B (BSA-B) (Cont'd)

(C) Terminating BSA-B (Cont'd)

- (2) When directly routed to an end office, only those valid NXX codes served by that end office may be accessed. When routed through an access tandem, only those valid NXX codes served by end offices subtending the access tandem may be accessed. Calls will also be completed to time or weather announcement services of the Company, community information services of an information service provider and other customers' services (by dialing the appropriate digits), as well as to Directory Assistance (NPA-555-1212 or 555-1212) when BSA-B switching is combined with Directory Assistance switching.
- (3) Calls in the terminating direction will not be completed to 950-XXXX access codes, local operator assistance (0- and 0+), Directory Assistance (411), exchange telephone repair service, service code 911 or 101XXXX access codes. BSA-B may not be switched to access FGB, FGC, FGD in the same LATA or switched to access a BSA-B, BSA-C or BSA-D in the same LATA.

(RT)

(RT)

Access Service Tariff

Cause No. PUD 201300200
Order No. 622275
Tracking No. OK-13-0083

2nd Revised Sheet 6-23
Replacing 1st Revised Sheet 6-23

ACCESS SERVICE

6. Switched Access Service (Cont'd)

6.3 Basic Serving Arrangement Descriptions (Cont'd)

(RT)

(RT)

ACCESS SERVICE

6. Switched Access Service (Cont'd)

6.3 Basic Serving Arrangement Descriptions (Cont'd)

(RT)

6.3.4 Circuit Switched - Trunk Side Alternative D (BSA-D)

(A) General

- (1) BSA-D is provided at Company designated end office switches--whether routed directly or via Company designated electronic access tandem switches.
- (2) BSA-D is provided as trunk side switching through the use of end office or access tandem switch trunk equipment. The switch trunk equipment is provided with wink start start-pulsing signals and answer and disconnect supervisory signaling.
- (3) The Company will establish a trunk group or groups for the customer at end office switches or access tandem switches where BSA-D switching is provided. When required by technical limitations, a separate trunk group will be established for each type of BSA-D switching arrangement provided. Different types of BSA-D or other switching arrangements may be combined in a single trunk group at the option of the Company.

(RT)

Access Service Tariff

Cause No. PUD 200600267
Order No. 534934
Tracking No. OK-06-183

2nd Revised Sheet 6-25
Replacing 1st Revised Sheet 6-25

ACCESS SERVICE

6. Switched Access Service (Cont'd)

6.3 Basic Serving Arrangement Descriptions (Cont'd)

6.3.4 Circuit Switched - Trunk Side Alternative D (BSA-D) (Cont'd)

(A) General (Cont'd)

- (RT) (4) BSA-D switching is provided with inband multifrequency address signaling or out of band SS7 signaling. With multifrequency address signaling and SS7 signaling up to 12 digits of the called number dialed by the customer's end user using dual tone multifrequency or dial pulse address signals will be provided by Company equipment to the customer's premises where the Switched Access Service terminates. Such address signals will be subject to the ordinary transmission capabilities of the Switched Transport provided.

(B) Originating BSA-D

- (RT) (1) Originating BSA-D may be utilized in conjunction with the following access services provided under this tariff:
- WATS Access Line Service
 - 800 NPAS
 - 900 Access Service
 - Operator Call Processing Service
 - ACIS
- (RT) (2) The uniform access code for BSA-D switching is 101XXXX. (The XXXX represents a unique four digit number for each access customer). This uniform code will be the assigned access number for all BSA-D Access Service provided to the customer by the Company. When the 101XXXX access codes are used, BSA-D switching also provides for dialing the digit 0 for access to the customer's operator, 911 for access to the Company's emergency reporting service, or the end-of-dialing digit (#) for cut-through access to the customer's premises. BSA-D Switched Access Service may be originated by using the 950--0XXX or 950-1XXX access code if the customer requests the FGD or BSA-D with 950 Access feature.
- (RT)

Access Service Tariff

Cause No. PUD 200600267
Order No. 534934
Tracking No. OK-06-183

1st Revised Sheet 6-26
Replacing Original Sheet 6-26

ACCESS SERVICE

6. Switched Access Service (Cont'd)

6.3 Basic Serving Arrangement Descriptions (Cont'd)

6.3.4 Circuit Switched - Trunk Side Alternative D (BSA-D) (Cont'd)

(B) Originating BSA-D (Cont'd)

- (3) When a customer changes an existing BSA-B to BSA-D in the same end office, end users (if facilities are available) may dial either the previous BSA-B access code or the new BSA-D access code for a maximum period of 90 days. This arrangement will be provided at the customer's request where facilities are available. In addition, use of the BSA-B access code may continue from public coin, coinless and hotel classes of service until the customer requests otherwise. The customer must be prepared to differentiate between 950-XXXX calls and the other BSA-D calls on the same trunks by using the signaling described in Technical Reference FR-NWT-000064 LATA Switching System General Requirements for Feature Group D. All access minutes will be rated as BSA-D.
- (4) No access code is required for calls to a customer over BSA-D Switched Access Service (this includes MicroLink I Access Capability provided in conjunction with BSA-D) if the end user's telephone exchange service is arranged for presubscription to that customer, as specified in 13.3.1 (Easy Access Dialing). The customer's end user is not required to dial an access code for originating 800 NPAS, 900 Access Service and ACIS provided with BSA-D Switched Access Service. 800 NPAS, 900 Access Service and ACIS calls dialed with an access code will be blocked by the Company.
- (5) Where no access code is required, the telephone number dialed by the customer's end user shall be a seven or ten digit number for calls in the North American Numbering Plan (NANP). For international calls outside the NANP, a seven to twelve digit number may be dialed. The form of the numbers dialed by the customer's end user is NXX-XXXX, 0 or 1 + NXX-XXXX, NPA + NXX-XXXX, 0 or 1 + NPA + NXX-XXXX and, when the end office is equipped for International Direct Distance Dialing (IDDD), 01 + CC + NN or 011 + CC + NN.

(RT)

(C) Terminating BSA-D

- (1) Terminating BSA-D may be utilized in conjunction with the following access services provided under this tariff:
- WATS Access Line Service
 - 800 NPAS
 - 900 Access Service
 - Directory Assistance
 - Operator Call Processing Service
 - ACIS routed traffic

ACCESS SERVICE

6. Switched Access Service (Cont'd)

6.3 Basic Serving Arrangement Descriptions (Cont'd)

6.3.4 Circuit Switched - Trunk Side Alternative D (BSA-D) (Cont'd)

(C) Terminating BSA-D (Cont'd)

- (2) When directly routed to an end office, only those valid NXX codes served by that office may be accessed. When routed through an access tandem, only those valid NXX codes served by offices subtending the access tandem may be accessed. Calls will also be completed to time or weather announcement services of the Company, community information services of an information provider, and other customers' services (by dialing the appropriate codes) when the services can be reached using valid NXX codes, as well as to Directory Assistance (NPA-555-1212 or 555-1212) when BSA-D switching is combined with Directory Assistance switching.
- (3) Calls in the terminating direction will not be completed to 950-XXXX access codes, local operator assistance (0- and 0+), Directory Assistance (411), exchange telephone repair service, service code 911 or 101XXXX access codes. BSA-D may not be switched to access FGB, FGD or switched to access a BSA-B or BSA-D in the same LATA.

(RT)

6.3.5 Dedicated Network Access Link (DNAL) BSA

(A) General

- (1) DNAL BSA is provided in connection with Company electronic offices where facilities permit.
- (2) DNAL BSA provides network access in the form of a dedicated two-wire channel using metallic or equivalent facilities and is capable of transmitting varying signals at transmission speeds of up to 30 baud.
- (3) DNAL BSA is only provided in conjunction with a line side or trunk side BSA to provide separate facilities for transmitting signaling or control information required in the use of certain BSEs.
- (4) DNAL BSA is provided between the customer's designated premises and a Company switch. Interoffice DNAL metallic mileage is limited in length to five miles.
- (5) DNAL BSA is subject to DNAL Termination and DNAL Mileage as set forth in Section 6.8.3 (Monthly Recurring and Usage Rates).
- (6) DNAL is available with the technical specifications package MT-1 as set forth in Technical Reference TR-NPL-000336.

Access Service Tariff

Cause No. PUD 201300200
Order No. 622275
Tracking No. OK-13-0083

2nd Revised Sheet 6-28
Replacing 1st Revised Sheet 6-28

ACCESS SERVICE

6. Switched Access Service (Cont'd)

6.3 Basic Serving Arrangement Descriptions (Cont'd)

6.3.5 Dedicated Network Access Link (DNAL) BSA (Cont'd)

(A) General (Cont'd)

(7) DNAL may be used in conjunction with the following BSEs provided under this tariff:

- Remote Make Busy
- Remote Make Busy - Trunk Side

(8) There are no features available with DNAL.

6.4 Miscellaneous Services Descriptions

6.4.1 WATS Access Line Service

WATS Access Line Service is a service which connects an end user premises with a WATS Access Line Service serving office. The WATS service description and applicable charges are provided in Section 7 and the Wide Area Telecommunications Service Plan Tariff.

(A) Originating WATS Access Line Service (Outward)

(RT) (1) WATS Access Line Service may access any FGA, FGB, FGD, BSA-A, BSA-B or BSA-D
(RT) Switched Access Service. When WATS Access Line Service is provided from a WATS serving office converted to equal access, the customer will be subject to the rules governing Easy Access Dialing as specified in 13.3.1 (Easy Access Dialing).

(2) WATS Access Line Service may not be used to access 911, 0+ or 01.

(B) Terminating WATS Access Line Service (Inward)

(RT) (1) FGA, FGB, FGD, BSA-A, BSA-B or BSA-D may access WATS Access Line Service.

Access Service Tariff

Cause No. PUD 200600267
Order No. 534934
Tracking No. OK-06-183

2nd Revised Sheet 6-29
Replacing 1st Revised Sheet 6-29

ACCESS SERVICE

6. Switched Access Service (Cont'd)

6.4 Miscellaneous Services Descriptions (Cont'd)

6.4.2 800 Number Portability Access Service (800 NPAS)

(A) General

(RT) 800 NPAS is an originating offering utilizing FGD/BSA-D trunk side Switched Access Service for the delivery of 800 calls. 800 NPAS includes all toll-free access services using the following dialing plans: 800, 888, 877, 866, 855, 844, 833, 822. 800 NPAS allows the Company to route 800(1) calls to the appropriate 800 Service Provider. 800 NPAS allows the Company to route 800 calls to the appropriate 800 Service Provider. 800 NPAS allows end users to originate 800 calls on a 1+ basis without the use of an access code. The 800 NPAS Provider will be identified from the dialed 800 number (i.e., 1+800+NXX-XXXX). The 800 Service Provider has the option of receiving the dialed 800 number (i.e., 1+800+NXX+XXXX) or a translated ten-digit POTS number (i.e., 1+NPA+NXX+XXXX). For 800 NPAS calls outside of the North American Numbering Plan (NANP), the 800 Service Provider will receive a six digit data base translation.

(RT) When an end user originates an 800 NPAS call, the Company will determine how the call is to be routed, based on the 800 number dialed. If an 800 NPAS call originates in an end office not SSP equipped to provide the customer identification function, the call will be routed to an SSP equipped Company access tandem. Once the 800 NPAS Provider has been identified, the 800 call, served by the Company's SSP, will be routed to the 800 Service Provider's defined FGD/BSA-D trunk group.

800 NPAS provides the customer identification function required to determine the appropriate routing for an 800 number based on the geographic origination of the call, from a specific NPA/NXX, NPA, or LATA, up to any combination of the same.

The following features are available with 800 NPAS:

(1) POTS Translation

(RT) The POTS Translation feature converts the 800 number into a designated Plain Old Telephone Service (POTS) 10 digit number. If the customer provides the POTS number associated with the 800 number and requests delivery of the POTS number in place of the 800 number, the Company will deliver the POTS number.

(2) Call Validation

The Call Validation feature ensures that calls originate only from an 800 Subscriber's customized service area. Calls originating outside the area will be screened and an out of band recording will be returned to the calling party.

- (1) 800, as used throughout this tariff, includes 800, 888, 877, 866, 855, 844, 833 and 822 dialing plans. The 877, 866, 855, 844, 833 and 822 dialing plans will be available when technically feasible and facilities permit, respectively, upon exhaust of the 800 and 888 dialing plans.

ACCESS SERVICE

6. Switched Access Service (Cont'd)

6.4 Miscellaneous Services Descriptions (Cont'd)

6.4.2 800 Number Portability Access Service (NPAS) (Cont'd)

(A) General (Cont'd)

(3) Call Handling and Destination

The Call Handling and Destination feature allows routing of 800 calls based on one or any combination of the following: time of day, day of week, percent allocation and specific 10 digit ANI.

(B) Provisioning

Originating 800 NPAS traffic must be provided over FGD or BSA-D trunk groups. The 800 Service Provider may use FGA, FGB, FGD, BSA-A, BSA-B or BSA-D to terminate an 800 call. When FGA, FGB, FGD, BSA-A, BSA-B or BSA-D is used to terminate an 800 call, the customer is required to deliver 800 calls to the Company in the standard POTS number North American Numbering Plan format.

6.4.3 900 Access Service

(A) General

900 Access Service is an originating offering utilizing trunk side Switched Access Services. 900 Access Service allows the customer's end user to originate 900 calls on a one-plus (1+) basis without the use of an access code. In addition, customers may order 0+900 Access Service which allows the customer's end user to originate a 900 call on a zero plus (0+) basis.

(RT)

When a customer's end user originates a 1+900+NX-XXXX or 0+900+NX-XXXX call, the Company will perform the customer identification function at a 900 Access Service screening office to determine the customer to which the call is to be routed. The customer identification function will consist of the 900 Access Service screening office examining the 900-NX digits to determine which customer should receive the call. If a 900 Access Service call originates at an office not equipped to provide the customer identification function, the call will be routed to a tandem at which the function is available.

The following 1+900 Access Service calls will be blocked by the Company:

- calls dialed with a 101XXXX access code,
- calls originated from coin telephones, and
- calls originated from hotels and motels without call rating systems.

Access Service Tariff

Cause No. PUD 201600279
Order No. 654984
Tracking No. OK-16-0025

5th Revised Sheet 6-31
Replacing 4th Revised Sheet 6-31

ACCESS SERVICE

6. Switched Access Service (Cont'd)

6.4 Miscellaneous Services Descriptions (Cont'd)

6.4.3 900 Access Service (Cont'd)

(A) General (Cont'd)

The following 0+900 Access Service calls will be blocked by the Company:

- calls dialed with a 101XXXX access code,
- calls from Inmate Service, and
- calls originated to a customer that has not subscribed to 0+900 Access Service.

(B) Provisioning

If a customer requests 0+900 Access Service, it is the customer's responsibility to insure that 0+900 calls are provided in conjunction with the customer's credit card billing. Operator assisted calls, such as collect and third party billing, are not provided with 0+900 Access Service.¹

(AT)

Unless prohibited by technical limitations, originating 1+900 Access Service traffic may, at the option of the customer, be combined in the same FGB, FGD, BSA-B or BSA-D trunk group with the customer's other Access Service traffic. Where such technical limitations do exist, the Company will provide notification to the customer prior to establishment of 1+900 Access Service. This arrangement is only available when a customer utilizes tandem routed FGD or BSA-D. For this arrangement, premium access charges will apply for such originating 1+900 Access Service usage. When FGD or BSA-D becomes available in an end office, originating 1+900 Access Service traffic from that end office must be provided with FGD or BSA-D.

0+900 Access Service is available only when combined with 1+900 Access Service provided with FGD or BSA-D.

The customer may use FGA, FGB, FGD, BSA-A, BSA-B or BSA-D to terminate a 900 Access Service call. When FGA, FGB, FGD, BSA-A, BSA-B or BSA-D is used to terminate 900 Access Service, the customer is required to deliver 900 Access Service calls to the Company in the standard POTS number North American Numbering Plan format.

(AT) ¹ AT&T Oklahoma eliminated collect, third number and person to person calls effective July 28, 2016.

Access Service Tariff

Cause No. PUD 201300200
Order No. 622275
Tracking No. OK-13-0083

3rd Revised Sheet 6-32
Replacing 2nd Revised Sheet 6-32

ACCESS SERVICE

6. Switched Access Service (Cont'd)

6.4 Miscellaneous Services Descriptions (Cont'd)

6.4.4 Advanced Carrier Identification Service (ACIS)

(A) General

(RT) Advanced Carrier Identification Service (ACIS) is an originating offering utilizing trunk side Switched Access Services from equal access offices and provides the ability for calls to be delivered to access customers based on the dialed Personal Communication Service (PCS) subscriber number. ACIS will use the dialed PCS subscriber number (e.g., 1+500+NXX-XXXX) to identify the access customer (i.e., the transport carrier) to whom the call will be delivered and then deliver the call to the access customer.

The ACIS functionality will be available in suitably equipped end offices or access tandems. If an ACIS routed call originates in an office not equipped to provide the identification function, the call will be routed to an office where the function is available.

ACIS allows the PCS subscriber to originate calls using one-plus (1+), zero plus (0+) and from public coin phones. The Company will block an ACIS originated call if it originates through a 101XXXX access code, zero minus (0-) dialing or 0- Transfer Service.

(B) Provisioning

(RT) Unless prohibited by technical limitations, originating traffic that is routed using ACIS may, at the option of the customer, be combined in the same FGB, FGD, BSA-B or BSA-D trunk group with the customer's other Access Service traffic. Where such technical limitations do exist, the Company will provide notification to the customer prior to establishment of ACIS.

(RT) This arrangement is only available when a customer utilizes tandem routed FGD or BSA-D.

(RT) For this arrangement, premium access charges will apply for such originating ACIS usage.

(RT) When FGD or BSA-D becomes available in an end office, originating ACIS routed traffic from that end office must be provided with FGD or BSA-D.

(RT) The customer may use FGA, FGB, FGD, BSA-A, BSA-B or BSA-D to terminate a call that was routed using ACIS. When FGA, FGB, FGD, BSA-A, BSA-B or BSA-D is used to terminate a call that was routed using ACIS, the customer is required to deliver ACIS originated calls to the Company in the standard POTS number North American Numbering Plan format.

(RT)

Access Service Tariff

Cause No. PUD 200600267
Order No. 534934
Tracking No. OK-06-183

1st Revised Sheet 6-33
Replacing Original Sheet 6-33

ACCESS SERVICE

6. Switched Access Service (Cont'd)

6.5 Switched Transport

Switched Transport is provided to customers of Switched Access Services for the provision of transmission facilities between the customer's premises and end office switch(es) where the customer's traffic is switched to originate or terminate communications.

(RT) Switched Transport provides a one-way or two-way voice frequency transmission path composed of facilities determined by the Company which permit the transport of calls in the originating direction and in the terminating direction--though not simultaneously. This voice frequency transmission path may be comprised of any form or configuration of plant capable of, and typically used in, the telecommunications industry for transmitting voice and associated telephone signals within the frequency bandwidth of approximately 300 to 3000 Hz.

Switched Transport is comprised of various facilities, connections, features and functions. Switched Transport facilities and connections are set forth in 6.5.1 and 6.5.2 following. A listing and description of the available features and functions as well as matrices to identify the Feature Groups and BSAs with which the features and functions are associated is provided in 6.6.1 (Switched Transport Features).

(RT) Switched Transport is ordered under the Access Order provisions set forth in Section 5 (Ordering for Access Service). Ordering provisions as set forth in 2.6 (Jointly Provided Access Services) will apply when more than one Exchange Company is involved in the provision of a Switched Transport facility. Rate elements for Switched Transport are defined in 6.8.1 (Rate Elements). Rates and nonrecurring charges for those rate elements are located in 6.9 (Rates and Charges).

6.5.1 Switched Transport Facilities

The following facilities provide the physical route a transmission path may take in transporting Switched Access communications between a customer's premises and an end office.

(A) Entrance Facility

(RT) An Entrance Facility provides the transmission path between a customer's premises and the Company's serving wire center for that premises. The Entrance Facility is dedicated to the use of a single customer and is available for use with all line side and trunk side Switched Access services. An Entrance Facility is provided even if the customer's premises and the serving wire center are located in the same building.

ACCESS SERVICE

6. Switched Access Service (Cont'd)

6.5 Switched Transport (Cont'd)

6.5.1 Switched Transport Facilities (Cont'd)

(B) Direct-Trunked Transport Facility

A Direct-Trunked Transport facility provides the transmission path between the serving wire center of a customer's premises and an end office. Direct-Trunked Transport facilities are dedicated to the use of a single customer and do not require switching at an access tandem. Direct-Trunked Transport facilities are available for use with all line side and trunk side Switched Access services.

Direct-Trunked Transport facilities are not available:

- to end offices that lack the recording and measuring capabilities needed to provide Direct-Trunked Transport,
- for 800 NPAS when the required SSP function is located at the access tandem, or
- to the tandem portion of a Class 4/5 switch for trunk side Switched Access Services, or
- when the required ACIS carrier identification function is located at the access tandem.

The locations of SSP functions, Class 4/5 switches and offices lacking necessary recording and measuring capabilities are specified in the NECA Tariff F.C.C. No. 4.

(C) Tandem-Switched Transport Facility

A Tandem-Switched Transport facility provides the transmission path between the access tandem and an end office and includes tandem switching functions. Tandem-Switched Transport facilities include circuits provided for the common use of all customers who have requested tandem switching (from the access tandem to the end office). Tandem-Switched Transport facilities are available for use with all trunk side Switched Access services. Tandem-Switched Transport facilities are not available for use with line side Switched Access services.

ACCESS SERVICE

6. Switched Access Service (Cont'd)

6.5 Switched Transport (Cont'd)

6.5.2 Switched Transport Connections

(RT) Switched Transport is comprised of specific connection types. These connections may be either analog or digital. Analog connections are differentiated by spectrum and bandwidth; digital connections are differentiated by bit rate. The spectrum, bandwidth or bit rate selected by the customer may require multiplexing, as described in 6.6.1 (Switched Transport Features) to allow interconnection with other Switched Transport facilities or to a Company switch.

Each type of connection identifies a specific type of channel (i.e., Voice Grade, DS1 or DS3) which is provided for use with a Switched Access Service. However, such identification does not limit the customer's use of any particular channel to Switched Access Service only. A customer may elect to use some (but not all) of the channels in a Switched Transport facility for the provision of non-switched services as set forth in other sections of this tariff. Such arrangements will be provided as set forth in 6.8.12 (Shared Use).

(RT) With one exception, the customer may choose the Switched Transport connection comprising the Switched Transport facility. For the tandem to end office portion of Tandem-Switched Transport, the Company will determine the type of connection used. For all other requests, the customer may specify the type of connection by specifying an interface group or a network channel code. Interface groups and network channel codes are set forth in 6.7.6 (Interface Groups) and 6.7.7 (DNAL Network Channel Interfaces).

Each channel in a Switched Transport connection can be used to provide a transmission path. The following types of connections are available for all Switched Transport facilities.

(A) Voice Grade

Voice Grade is provided in quantities of channels. Each Voice Grade channel provides voice frequency transmission capability in the nominal frequency range of 300 to 3000 hertz (HZ) and may be terminated two-wire or four-wire.

Technical Specifications for Voice Grade can be found in the following Technical Reference Publications:

TR-TSY-000335
PUB 41004, Table 4

ACCESS SERVICE

6. Switched Access Service (Cont'd)

6.5 Switched Transport (Cont'd)

6.5.2 Switched Transport Connections (Cont'd)

(B) DS1

DS1 provides 24 channels for the transmission of nominal 56 kbps or 1.544 Mbps isochronous serial data. The actual bit rate and framing format is a function of the channel interface selected by the customer.

(RT)

In addition to locations permitted in NECA Tariff F.C.C. No. 4, the Company will permit customers to multiplex from a DS1 connection to a Voice Grade channel at the customer's serving wire center and terminate the resultant voice grade channel to any access tandem in the LATA.

Technical specifications for DS1 can be found in the following Technical Reference Publications:

TP-76625
PUB 62411
TR-INS-000342

(C) DS3

DS3 provides 28 DS1s or 672 channels and provides for transmission of nominal 44.736 Mbps isochronous serial data.

With DS3, customers may request either an electrical interface or an optical interface installed at their customer premises. For DS3 connections utilizing an electrical interface, the customer will receive an electrical signal with a transmission speed of 44.736 Mbps per channel. For DS3 connections utilizing an optical interface, the customer will receive an optical signal at the transmission speed associated with the equivalent number of DS3s requested on the Access Order.

Technical Specifications for DS3 can be found in the following Technical Reference Publications:

TP 76625
TR-INS-000342

(RT)

ACCESS SERVICE

6. Switched Access Service (Cont'd)

6.5 Switched Transport (Cont'd)

6.5.3 Hubbing

- (RT) A hub is a Company designated wire center at which multiplexing functions are performed. There are three types of hubs: (1) Intermediate Multiplexing Hub, (2) Super Intermediate Multiplexing Hub, and (3) Terminus Multiplexing Hub. Not all types of multiplexing are available at all hub locations. Multiplexing functions are described in 6.6.1 (Switched Transport Features). Hubs are described in 7.1.3 (Hubs). Hub locations and the types of multiplexing available at each location are specified in the NECA Tariff F.C.C. No. 4.
- (RT) For Switched Access, hubbing describes the termination of a Switched Transport facility to a hub office so that the facility can be multiplexed to a higher or lower capacity facility. These higher or lower capacity facilities can then be routed to different switches or locations. Hubbing is available for Entrance Facilities, Direct-Trunked Transport facilities and Tandem-Switched Transport facilities. Hubbing may occur on Tandem-Switched Transport on the interoffice link between the access tandem and the end office (where calls are switched to originate or terminate), but such hubbing is at the option of the Company and at no additional charge.

6.6 Switched Access Features and Basic Service Elements

- (RT) There are various features available with Switched Access Service. These features are provided as Switched Transport and Local Switching (i.e., common switching, transport termination or line termination) features. Basic service elements (BSEs) are unbundled options available only with basic serving arrangements.
- (RT) Certain other features which may be available in connection with Switched Access Service are provided under the Company's local and general exchange service tariffs. These are:
- Call Waiting, Call Forwarding, Three-Way Calling, Speed Calling (available with FGA or BSA-A),
 - Billed Number Screening (available with FGA, FGB, BSA-A and BSA-B),
 - IntraLATA extensions (available with FGA or BSA-A),
 - Remote Call Forwarding (Telebranch) (available with FGA or BSA-A).
- 6.6.1 through 6.6.4 provide matrices to identify the Switched Access feature groups and basic serving arrangements and the Switched Transport and Local Switching features available with each, as well as descriptions of the features. 6.6.5 provides a matrix to identify the basic serving arrangements and basic service elements available with each basic serving arrangement.

Access Service Tariff

Cause No. PUD 201300200
Order No. 622275
Tracking No. OK-13-0083

2nd Revised Sheet 6-38
Replacing 1st Revised Sheet 6-38

ACCESS SERVICE

6. Switched Access Service (Cont'd)

6.6 Switched Access Features and Basic Service Elements (Cont'd)

6.6.1 Switched Transport Features

(RT)	(A) <u>Line Side and Trunk Side</u> <u>Feature Matrix</u>	Available Feature Groups		
		A	B	D
	1) Customer Specified Entry Switch Receive Level	X	X	X
	2) Customer Specification of Switched Transport Termination		X	
	3) Supervisory Signaling			
	- DX Supervisory Signaling		X	X
	- SF Supervisory Signaling	X	X	X
	- E&M Type I Supervisory Signaling		X	X
	- E&M Type II Supervisory Signaling		X	X
	- E&M Type III Supervisory Signaling			X
	4) Multiplexing	X	X	X
	5) Tandem Signaling			X
		Available Basic Serving Arrangements		
		Line Side A	Trunk Side B	D
	1) Customer Specified Entry Switch Receive Level	X	X	X
	2) Customer Specification of Switched Transport Termination		X	
	3) Supervisory Signaling			
	- DX Supervisory Signaling		X	X
	- SF Supervisory Signaling	X	X	X
	- E&M Type I Supervisory Signaling		X	X
	- E&M Type II Supervisory Signaling		X	X
	- E&M Type III Supervisory Signaling			X
	4) Multiplexing	X	X	X
(RT)	5) Tandem Signaling			X

ACCESS SERVICE

6. Switched Access Service (Cont'd)

6.6 Switched Access Features and Basic Service Elements (Cont'd)

6.6.1 Switched Transport Features (Cont'd)

(B) Feature Descriptions

Unless otherwise specified, these features are available with all Switched Transport facilities.

(1) Customer Specified Entry Switch Receive Level

(RT) Available with FGA, FGB, FGD, BSA-A, BSA-B, BSA-C and BSA-D.

This feature allows the customer with type B transmission to specify the receive transmission level at the first point of switching. The range of transmission levels which may be specified is described in Technical Reference TR-NWT-000334.

(2) Customer Specification of Switched Transport Termination

Available only when FGB or BSA-B is provided with type B transmission specifications

This feature allows the customer to specify, for FGB or BSA-B routed directly to an access tandem, a four-wire termination of the Switched Transport at the entry switch in lieu of a Company selected two-wire termination.

(3) Supervisory Signaling

(RT) - Available with FGA, FGB, FGD, BSA-A, BSA-B, BSA-C and BSA-D
- Duplex (DX) Supervisory Signaling

A form of signaling used to extend trunk circuit or signaling circuit E&M leads on to metallic facilities.

- Single Frequency (SF) Supervisory Signaling

A form of signaling designed to pass the necessary supervisory signals over voice-frequency transmission facilities without impairing the normal use of these facilities for speech.

- E&M Supervisory Signaling (Types I, II and III)

A method of signaling commonly used for connecting a signaling circuit to a trunk circuit. An E&M lead interface consists of two or four signaling conductors (in addition to the transmission path conductors).

ACCESS SERVICE

6. Switched Access Service (Cont'd)

6.6 Switched Access Features and Basic Service Elements (Cont'd)

6.6.1 Switched Transport Features (Cont'd)

(B) Feature Descriptions (Cont'd)

(3) Supervisory Signaling (Cont'd)

Where the transmission parameters permit, and where signaling conversion is required by the customer to meet its signaling capability, the customer may order a Supervisory Signaling arrangement for each transmission path provided as follows:

Interface Group 1 - DX Supervisory Signaling; E&M Type I, E&M Type II, and E&M Type III Supervisory Signaling.

Interface Group 2 - DX Supervisory Signaling; E&M Type I, E&M Type II, and E&M Type III Supervisory Signaling; SF Supervisory Signaling.

Interface Groups 6 and 9 - These interface groups may, at the option of the customer, be provided with individual transmission path SF Supervisory Signaling where such signaling is available in Company central offices. Generally such signaling is available only where the entry switch provides an analog, i.e., non-digital, interface to the transport termination and a portion of the facility between the analog entry switch and the customer's premises is analog. These supervisory signaling arrangements are not available in combination with the SS7 signaling feature described in 6.6.2(B).

(4) Multiplexing

(RT) Available with FGA, FGB, FGD, BSA-A, BSA-B and BSA-D, where technically feasible and facilities permit, for Entrance Facilities and Direct-Trunked Transport facilities.

Multiplexing provides the capability of channelizing Switched Transport analog or digital facilities to individual services that require a lower capacity or bandwidth and is available only at certain Company end offices that have been designated as hubs. Four types of multiplexing are available and are described in (a) through (d) following; however, not all types of multiplexing are available at all hub locations. Hub locations, as well as the types of multiplexing provided, are specified in the NECA Tariff F.C.C. No. 4.

Access Service Tariff

Cause No. PUD 200600267
Order No. 534934
Tracking No. OK-06-183

1st Revised Sheet 6-41
Replacing Original Sheet 6-41

ACCESS SERVICE

6. Switched Access Service (Cont'd)

6.6 Switched Access Features and Basic Service Elements (Cont'd)

6.6.1 Switched Transport Features (Cont'd)

(B) Feature Descriptions (Cont'd)

(4) Multiplexing (Cont'd)

(RT)

Multiplexing is required when a customer requests to interconnect transport facilities of different capacities or bandwidths or when a customer requests to interconnect specific transport facilities with certain Company switches.

For each of the alternatives listed in (a) through (d) following, the multiplexer is associated with the Switched Transport facility with the higher capacity or bandwidth (e.g., a DS3 to DS1 multiplexer is associated with the facility using a DS3 connection).

(a) DS3 to DS1

Available with all Switched Transport facilities using DS3 connections.

Provides an arrangement that converts a DS3 signal to and from 28 DS1 channels. Conversion is accomplished using digital time division multiplexing.

(b) DS1 to Voice Grade

Available with all Switched Transport facilities using DS1 connections.

Provides an arrangement that converts a DS1 connection to and from 24 voice grade channels. Conversion is accomplished using digital time division multiplexing.

(RT)

(RT)

(5) Tandem Signaling

Available with FGD and BSA-D in suitably equipped equal access end offices.

(RT)

This feature provides for the forwarding of the trunk group identification and Carrier Identification Code (CIC) associated with a direct dialed originating call transported via Direct-Trunked Transport Facilities or Switched Transport Connections from an end office to the tandem signaling customer. Technical limitations require the exclusion of 800 traffic from this arrangement when that traffic originates in a Company end office which is not SSP equipped.

ACCESS SERVICE

6. Switched Access Service (Cont'd)

6.6 Switched Access Features and Basic Service Elements (Cont'd)

6.6.1 Switched Transport Features (Cont'd)

(B) Feature Descriptions (Cont'd)

(5) Tandem Signaling (Cont'd)

(RT) The tandem signaling customer will conform with all the technical requirements associated with the provision of tandem switched transport as outlined in Technical Reference FR-NWT-000064 and TR-NWT-000034. While the Company will work cooperatively with the tandem signaling customer to help ensure such compliance, failure to conform may result in discontinuance of service.

Overflow is permitted only to a Direct-Trunked Transport Facility or a Switched Transport Connection.

Tandem signaling will be provisioned with one-way trunks only.

The FGD customer of record is responsible for providing the Percent Tandem Signaling Factor reports as set forth in 6.7.17.

(RT) Where the tandem signaling customer so desires, the Company will bill all terminating usage terminated over one trunk group to one customer. If the tandem signaling customer requests the Company to bill more than one customer per terminating trunk group, the
(RT) tandem signaling customer must provide the Company with the terminating billing data as
(RT) set forth in 6.7.18 (Tandem Signaling Terminating Billing Data). The tandem signaling customer must specify the billing option upon ordering the tandem signaling feature.

When a tandem signaling customer transports FGD Switched Access Service on behalf of another customer, the tandem signaling customer must provide a letter of authorization stating that the FGD customer has agreed to allow his traffic to be transported by the tandem signaling customer. When the FGD customer utilizes the service(s) of a tandem signaling customer, it will be the obligation of the FGD customer to monitor the actions of the tandem signaling customer to ensure that the FGD customer's desired service interconnections and grades of service are maintained.

Access Service Tariff

Cause No. PUD 201300200
Order No. 622275
Tracking No. OK-13-0083

2nd Revised Sheet 6-43
Replacing 1st Revised Sheet 6-43

ACCESS SERVICE

6. Switched Access Service (Cont'd)

6.6 Switched Access Features and Basic Service Elements (Cont'd)

6.6.2 Local Switching - Common Switching Features

(RT)		Available Feature Groups		
		A	B	D
	(A) Feature Matrix			
	1) Alternate Billing Indicator	X		
	2) Alternate Traffic Routing			
	- Multiple Customer Switching System		X	X
	- End Office Alternate Routing		X	X
	3) Automatic Number Identification (ANI)		X	
	4) Automatic Number Identification (ANI)/ Charge Number Parameter			X
	5) Band Advance Arrangement for use with WATS Access Line Service	X	X	X
	6) Call Denial on Line or Hunt Group	X		
	7) Carrier Identification Code (CIC)		X	X
	8) Carrier Identification Code Parameter (CIP)			X
	9) Carrier Selection Parameter			X
	10) 64 Clear Channel Capability (64 CCC)			X
	11) Cut-Through			X
	12) Delay Dial Start-Pulsing Signaling			
	13) Dial Pulse Address Signaling			
	14) End Office End User Line Service Screening for use with WATS Access Line Service			X
	15) FGD or BSA-D with 950 Access			X
	16) Flexible Automatic Number Identification (Flex-ANI)			X
	17) Hunt Group Arrangement	X		
(RT)	18) Hunt Group Arrangement for use with WATS Access Line Service	X	X	X

Access Service Tariff

Cause No. PUD 201300200
Order No. 622275
Tracking No. OK-13-0083

2nd Revised Sheet 6-44
Replacing 1st Revised Sheet 6-44

ACCESS SERVICE

6. Switched Access Service (Cont'd)

6.6 Switched Access Features and Basic Service Elements (Cont'd)

6.6.2 Local Switching - Common Switching Features (Cont'd)

(RT)		Available Feature Groups		
		A	B	D
	(A) Feature Matrix (Cont'd)			
	19) Immediate Dial Pulse Address Signaling		X	
	20) International Carrier Feature			X
	21) MicroLink I Access Capability			X
	22) Multifrequency Address Signaling		X	X
	23) Multiple 64 Clear Channel Capability (64 CCC)			X
	24) Nonhunting Number Arrangement	X		
	25) Nonhunting Number for use with Hunt Group Arrangement or Uniform Call Distribution Arrangement for use with WATS Access Line Service	X	X	X
	26) Overlap Outpulsing			X
	27) Service Class Routing			X
	28) Service Code Denial on Line or Hunt Group	X		
	29) Signaling System 7 (SS7) Signaling			X
	30) Trunk Access Limitation			X
	31) Uniform Call Distribution Arrangement	X		
	32) Uniform Call Distribution Arrangement for use with WATS Access Line Service	X	X	X
	33) Up to 7 Digits Outpulsing		X	
(RT)	34) Wink Start Address Signaling		X	X

Access Service Tariff

Cause No. PUD 201300200
Order No. 622275
Tracking No. OK-13-0083

2nd Revised Sheet 6-45
Replacing 1st Revised Sheet 6-45

ACCESS SERVICE

6. Switched Access Service (Cont'd)

6.6 Switched Access Features and Basic Service Elements (Cont'd)

6.6.2 Local Switching - Common Switching Features (Cont'd)

		Available Basic Serving Arrangements		
		Line Side		Trunk Side
		A	B	D
(RT)	(A) Feature Matrix (Cont'd)			
	1) Alternate Billing Indicator	X		
(RT)	2) Automatic Number identification (ANI)			X
(RT)	3) Band Advance Arrangement for use with WATS Access Line Service	X	X	X
	4) Call Denial on Line or Hunt Group	X		
	5) Carrier Identification Code (CIC)			X
	6) Carrier Identification Code (CIP)			X
	7) Carrier Selection Parameter			X
	8) 64 Clear Channel Capability (64 CCC)			X
	9) Cut-Through			X
	10) Delay Dial Start-Pulsing Signaling			X
	11) Dial Pulse Address Signaling			X
	12) End Office End User Line Service Screening for use with WATS Access Line Service			X
(RT)	13) FGD or BSA-D with 950 Access			X
(RT)	14) Hunt Group Arrangement for use with WATS Access Line Service	X	X	X
(RT)	15) Immediate Dial Pulse Address Signaling			X
	16) International Carrier Feature			X
	17) MicroLink I Access Capability			X
(RT)	18) Multifrequency Address Signaling		X	X
	19) Multiple 64 Clear Channel Capability (64 CCC)			X
	20) Nonhunting Number for use with Hunt Group Arrangement or Uniform Call Distribution Arrangement for use with WATS Access Line Service	X	X	X
(RT)	21) Overlap Outpulsing			X
(RT)	22) Service Class Routing			X
	23) Service Code Denial on Line or Hunt Group	X		
	24) Signaling System 7 (SS7) Signaling			X
(RT)	25) Trunk Access Limitation			X
(RT)	26) Uniform Call Distribution Arrangement for use with WATS Access Line Service	X	X	X
(RT)	27) Up to 7 Digit Outpulsing			
(RT)	28) Wink Start Address Signaling		X	X

ACCESS SERVICE

6. Switched Access Service (Cont'd)

6.6 Switched Access Features and Basic Service Elements (Cont'd)

6.6.2 Local Switching - Common Switching Features (Cont'd)

(B) Feature Descriptions

(1) Alternate Billing Indicator

Available with terminating FGA and terminating BSA-A in electronic end offices where technically feasible.

This feature provides the capability for the switch translations of the dial tone office of the FGA or BSA-A service to pass the ANI information indicator 07 on all terminating calls.

(2) Alternate Traffic Routing

This feature is provided as two alternatives, only one of which may be selected for a particular trunk or trunk group.

(a) End Office Alternate Routing

Available with FGB and FGD (ordered in trunks rather than capacity) in suitably equipped end offices. [End Office Alternate Routing for use with BSA-B and BSA-D is provided as a BSE as specified in 6.6.5(B).]

This feature provides an alternate routing arrangement via two routes: one route via an access tandem and one direct route. The feature allows the customer's originating traffic from the end office to be offered first to the direct trunk group until that trunk group is fully loaded and then overflow to the access tandem group. Features which require direct routing (e.g., seven-digit ANI telephone number for FGB and Dial Pulse Station Signaling) are not available on the tandem route.

MicroLink I traffic cannot be alternate routed if analog facilities are deployed in the alternate route.

(b) Multiple Customer Switching Systems

(RT) Available with FGB and FGD in suitably equipped end office or access tandem switches.
(RT) [Multiple Customer Switching Systems for use with BSA-B and BSA-D is provided as a BSE as specified in 6.6.5(B).]

ACCESS SERVICE

6. Switched Access Service (Cont'd)

6.6 Switched Access Features and Basic Service Elements (Cont'd)

6.6.2 Local Switching - Common Switching Features (Cont'd)

(B) Feature Descriptions (Cont'd)

(2) Alternate Traffic Routing (Cont'd)

(b) Multiple Customer Switching Systems (Cont'd)

This feature provides the capability of directing originating traffic from an end office or access tandem to a trunk group (the "high usage group") until that group is fully loaded, and then delivering additional originating traffic (the "overflowing" traffic from the same end office or access tandem) to a different trunk group (the "final" group). These trunk groups may be terminated at the customer's switching systems on the same or different premises. The customer shall specify the last trunk ECCS desired for the high usage group.

MicroLink I traffic cannot be alternate routed if analog facilities are deployed in the alternate route.

(3) Automatic Number Identification (ANI)

(RT)

Available with FGB, FGD and BSA-B. [Ten digit ANI for use with BSA-D is provided as a BSE as specified in 6.6.5(B).]

The ANI feature is an end office software function which is associated on a call-by-call basis with:

- all individual transmission paths in a trunk group routed directly between an end office and a customer's premises, or
- all individual transmission paths in a trunk group between an end office and an access tandem, and a trunk group between an access tandem and a customer's premises, where technically feasible.

This feature provides the automatic transmission of:

- information indicators to identify the calling party's class of service for billing, routing and special handling purposes, and
- a seven or ten digit telephone number to identify the calling station of calls originating in the LATA.

ACCESS SERVICE

6. Switched Access Service (Cont'd)

6.6 Switched Access Features and Basic Service Elements (Cont'd)

6.6.2 Local Switching - Common Switching Features (Cont'd)

(B) Feature Descriptions (Cont'd)

(3) Automatic Number Identification (ANI) (Cont'd)

The seven or ten digit telephone number will be transmitted on all calls except those originating from multiparty lines, coin stations and coinless pay telephones using FGB or BSA-B, when an ANI failure has occurred or where ANI is not provided to an SSP equipped office for 800 NPAS.

(RT) (a) The information indicator (ii) assignments listed below will be provided to customers with FGB, FGD, BSA-B or BSA-C and identify:

- 00 - telephone number is the station billing number - no special treatment required;
- 01 - multiparty line - telephone number is a 4-party line and cannot be identified so the number must be obtained via an operator or in some other manner;
- 02 - ANI failure has occurred in the end office switch which prevents identification of calling telephone number, so it must be obtained by operator or in some other manner;
- 06 - hotel/motel originated call which requires room number identification;
- 07 - coinless station, hospital, inmate, etc. call which requires special screening or handling by the customer;
- 20 - call is an Automatic Identified Outward Dialed (AIOD) call from customer premises equipment. The ANI telephone number is the listed telephone number of the customer and is not the telephone number of the calling party; and
- 27 - coin call.

Customers with FGD may receive additional ii assignments by ordering the Flex ANI feature described in 6.6.2(B)(16) following.

ACCESS SERVICE

6. Switched Access Service (Cont'd)

6.6 Switched Access Features and Basic Service Elements (Cont'd)

6.6.2 Local Switching - Common Switching Features (Cont'd)

(B) Feature Descriptions (Cont'd)

(3) Automatic Number Identification (ANI) (Cont'd)

- (b) In addition to the information indicators, the seven or ten digit telephone number will be provided to customers for each feature group or BSA as described below:

- Seven Digit ANI

FGB or BSA-B - Seven digit ANI is available with both FGB and BSA-B only when they are directly routed.

Seven digit ANI is not available with SS7 signaling.

- Ten Digit ANI

FGD - Ten digit ANI is only available with FGD. [Ten digit ANI for use with BSA-D is provided as a BSE as specified in 6.6.5(B).] The ten digit telephone number will be transmitted on all calls except those identified as multiparty line, ANI failure or where ANI is not provided to an SSP equipped office for 800 NPAS, in which case only the NPA will be transmitted (in addition to the information indicators described preceding).

The Charge Number Parameter is equivalent to ten digit ANI when SS7 signaling is ordered.

(4) Automatic Number Identification (ANI)/Charge Number Parameter

Available with FGD. Also available with BSA-D as a BSE as specified in 6.6.5(B)

See definition of Ten Digit ANI in (3) preceding.

(RT)

(RT)

ACCESS SERVICE

6. Switched Access Service (Cont'd)

6.6 Switched Access Features and Basic Service Elements (Cont'd)

6.6.2 Local Switching - Common Switching Features (Cont'd)

(B) Feature Descriptions (Cont'd)

(5) Band Advance Arrangement for Use with WATS Access Line Service

(RT) Available with FGA, FGB, FGD, BSA-A, BSA-B and BSA-D in association with two or more WATS Access Line Service groups

Provides for the automatic overflow of terminating calls to a WATS Access Line Service group, when that group has exceeded its call capacity, to another WATS Access Line Service group with a band designation equal to or greater than that of the overflowing WATS Access Line Service group. This arrangement does not provide for call overflow from a group with a higher band designation to one with a lower one.

(6) Call Denial on Line or Hunt Group

Available with FGA and BSA-A

Allows for the screening of terminating calls. The screening does not affect calls to 411, 911, 800, 900, 555-1212 and ACIS. This feature is provided in all Company electronic end offices, and, where available, in electromechanical end offices.

Local Exchange Restriction. The screening is set up to allow calls to complete only to a Company specified set of NXXs within the Company local exchange calling area of the dial tone office in which the arrangement is provided. All other "toll" calls are routed to a reorder tone or recorded announcement.

LATA Restriction. The screening is set up to allow calls to complete only to those valid NXX codes within the LATA. All other calls are routed to a reorder tone or recorded announcement.

(7) Carrier Identification Code (CIC)

Available with FGB, FGD, BSA-B and BSA-D

This feature permits the customer to establish or add a CIC, change an existing CIC or delete an existing CIC used in conjunction with the customer's service.

(8) Carrier Identification Code Parameter (CIP)

- Available with FGD and BSA-D that Has SS7 Signaling in suitably equipped end offices or access tandem switches.

ACCESS SERVICE

6. Switched Access Service (Cont'd)

6.6 Switched Access Features and Basic Service Elements (Cont'd)

6.6.2 Local Switching - Common Switching Features (Cont'd)

(B) Feature Descriptions (Cont'd)

(AT)

(8) Carrier Identification Code Parameter (CIP) (Cont'd)

- Provides for the transmission of the Carrier Identification Code (CIC) to the customer within the Initial Address Message (IAM) of an originating FGD or BSA-D call. This optional feature transmits the CIC of the prescribed carrier or the CIC Selected when the end user originated a call using a 101XXXX access code. CIP is available at the end office and is billed on a per call basis.

(AT)

- Technical Specifications for CIP are set forth in Technical reference GR-394-CORE

(9) Carrier Selection Parameter (CSP)

Available with FGD and BSA-D

Provides for the automatic transmission of a signaling indicator which signifies to the customer whether or not the call being processed originated from a presubscribed line. If the line was presubscribed, the indicator will signify if the end user did or did not dial 101XXXX. This feature is provided with SS7 signaling.

(10) 64 Clear Channel Capability (64 CCC)

Available with FGD and BSA-D that has SS7 Signaling in suitably equipped end offices or access tandem switches.

Provides the customer with an increase in usable bandwidth from 56 Kbps to 64 Kbps per trunk data stream across the network. Clear Channel Capability is provided only on a 1.544 Mbps facility and requires the customer signal at the channel interface to conform to Bipolar with Eight Zero Substitution (B8ZS) line code format as described in Transport Systems Generic Requirements (TSGR): Common Requirements; TR-TSY-000499. This feature is provided with SS7 Signaling and is available where technically feasible and facilities permit. These locations are specified in the National Exchange Carrier Association, Inc., Tariff F.C.C. No. 4, Wire Center and Interconnection Information.

(11) Cut-Through

Available with FGD and BSA-D

This feature allows end users to reach the customer's premises by dialing 101XXXX + #. This feature provides for connection of the call to the premises of the customer indicated by the 101XXXX code upon receipt of the # digit which indicates end of dialing. The Company will not record any other dialed digits for these calls.

(RT)

Access Service Tariff

Cause No. PUD 201300200
Order No. 622275
Tracking No. OK-13-0083

2nd Revised Sheet 6-52
Replacing 1st Revised Sheet 6-52

ACCESS SERVICE

6. Switched Access Service (Cont'd)

6.6 Switched Access Features and Basic Service Elements (Cont'd)

6.6.2 Local Switching - Common Switching Features (Cont'd)

(B) Feature Descriptions (Cont'd)

(RT)

(12)

(13)

(14) End Office End User Line Service Screening for Use with WATS Access Line Service

Available with FGD and BSA-D in association with WATS Access Line Service in most Company electronic end offices and, where available, in electromechanical end offices

Provides the ability to verify that an end user has dialed a called party address (by screening the called NPA and/or NXX on the basis of geographical bands selected by the Company) which is in accordance with that end user's service agreement with the customer, e.g., WATS.

(15) FGD or BSA-D with 950 Access

Available with FGD or BSA-D where technically feasible

(RT)

This feature provides for the routing of originating calls from equal access end offices, utilizing a customer's 950-0XXX or 950-1XXX access code, to the customer's FGD or BSA-D trunks and using FGD signaling protocols and technical specifications. The 950-0XXX or 950-1XXX traffic can be routed to the customer directly or through an access tandem over FGD or BSA-D trunks with the customer's standard FGD or BSA-D traffic.

(RT)

ACCESS SERVICE

6. Switched Access Service (Cont'd)

6.6 Switched Access Features and Basic Service Elements (Cont'd)

6.6.2 Local Switching - Common Switching Features (Cont'd)

(B) Feature Descriptions (Cont'd)

(16) Flexible Automatic Number Identification (Flex ANI)

Available with FGD in suitably equipped end offices and in association with the ANI feature. (Flex ANI for use with BSA-D is provided as a BSE as specified in 6.6.5(B).)

Provides the ability to add values to the existing information indicators (ii) that are available with the ANI feature. The customer will receive all new ii codes that are assigned by the North American Numbering Plan Administrator as they become available and are activated in Company switches. Flex ANI is provided per end office and on a Carrier Identification Code (CIC) basis. The technical requirements for Flex ANI are contained in the Bellcore LSSGR FSD 20-20-0100, Issue 1, March, 1987.

(17) Hunt Group Arrangement

Available with FGA [Hunt Group Arrangements for use with BSA-A is provided as a BSE as specified in 6.6.5(B)]

Provides the ability to sequentially access one of two or more line side connections in the originating direction, when the access code of the line group is dialed. This feature is provided in all Company end offices. MTS/WATS-type FGA and FGA FX/ONAL services cannot be mixed in the same hunt group arrangement.

(18) Hunt Group Arrangement for Use with WATS Access Line Service

(RT) Available with FGA, FGB, FGD, BSA-A, BSA-B and BSA-D, in association with WATS Access Line Service, in all Company end offices in which WATS Access Line Service is provided

Provides the ability to sequentially access one of two or more WATS Access Line Services in the terminating direction, when the hunting number of the WATS Access Line Service group is forwarded from the customer to the Company.

(19) Immediate Dial Pulse Address Signaling

(RT) Available with FGB and BSA-B

Provides for the forwarding of dial pulses from the Company end office to the customer without the need of a start-pulsing signal from the customer.

Access Service Tariff

Cause No. PUD 200600267
Order No. 534934
Tracking No. OK-06-183

2nd Revised Sheet 6-54
Replacing 1st Revised Sheet 6-54

ACCESS SERVICE

6. Switched Access Service (Cont'd)

6.6 Switched Access Features and Basic Service Elements (Cont'd)

6.6.2 Local Switching - Common Switching Features (Cont'd)

(B) Feature Descriptions (Cont'd)

(20) International Carrier Feature

Available with FGD and BSA-D at end offices or access tandems equipped for International Direct Distance Dialing (IDDD)

- (RT) This feature provides for the forwarding of international calls to the customer designated by the end user. This feature also provides for the forwarding of international calls of one or more international carriers to the customer (i.e., the Company is able to route originating international calls to a customer other than the one designated by the end user either through presubscription or 101XXXX dialing). This arrangement requires the provision of written verification to the Company that the customer is authorized to forward such calls. The written verification must be in the form of a letter of agency authorizing the customer to order the feature on behalf of the international carrier.
- (RT)

(21) MicroLink I Access Capability

Available with FGD and BSA-D in suitably equipped end offices or access tandem switches

- (RT) Provides the capability to originate and terminate digital data at speeds up to 56 kbps. MicroLink I Access Capability establishes the connection between the Company's MicroLink I switched digital data service and the customer's digital network. Segregated or common FGD or BSA-D trunk groups will be provided, as requested by the customer, between the customer designated premises and suitably equipped end offices or access tandems. Segregated trunk groups will be used to transmit digital data traffic only. Common FGD and BSA-D trunk groups will be used to transmit digital data traffic as well as voice traffic. Alternate Traffic Routing is only provided as a feature as specified in (B)(2) preceding and as a BSE as specified in 6.6.5(B)(1). Transmission specifications and maintenance limits are specified in 6.7.8 (Transmission Specifications).

ACCESS SERVICE

6. Switched Access Service (Cont'd)

6.6 Switched Access Features and Basic Service Elements (Cont'd)

6.6.2 Local Switching - Common Switching Features (Cont'd)

(B) Feature Descriptions (Cont'd)

(22) Multifrequency Address Signaling

(RT) Available with FGB, FGD, BSA-B and BSA-D

Provides for the transmission of number information and control signals, e.g., number address signals, automatic number identification, between the end office switching systems and the customer's premises (in either direction). Multifrequency signaling arrangements make use of pairs of frequencies out of a group of six frequencies. Specific information transmitted is dependent upon feature group and call type, i.e., POTS, coin or operator. This feature is not available in combination with SS7 signaling.

(23) Multiple 64 Clear Channel Capability (64 CCC)

Available with direct routed FGD and BSA-D that has SS7 Signaling and 64 CCC in suitably equipped end offices

Provides the ability, where technically feasible and facilities permit, to set up circuit switched digital connections from 64 Kbps to 1536 Kbps, synchronous, in 64 Kbps increments of bandwidth on a dialable real-time basis and supports unrestricted digital information (UDI) bearer capabilities. Each 64 Kbps of bandwidth is provided over a FGD or BSA-D trunk. This feature will be provided in accordance with the specifications described in Generic Requirements for the Switched DS1/Switched Fractional DS1 Service Capability from an ISDN Interface (SWF-DS1/ISDN), TR-NWT-001203; and Common Channel Signaling (CCS) Network Interface Specification Supporting Switched DS1/Switched Fractional DS1 Service Capability (SWF-DS1), TR-NWT-001357.

(24) Nonhunting Number Arrangement

Available with FGA in association with a multiline hunt or uniform call distribution group. Where available, this feature is provided in Company electronic end offices only. [Nonhunting Number Arrangement for use with BSA-A is provided as a BSE as specified in 6.6.5(B)]

Provides an arrangement for an individual line within a multiline hunt or uniform call distribution group that provides access to that line within the group when it is idle or provides busy tone when it is busy, when the nonhunting number is dialed.

ACCESS SERVICE

6. Switched Access Service (Cont'd)

6.6 Switched Access Features and Basic Service Elements (Cont'd)

6.6.2 Local Switching - Common Switching Features (Cont'd)

(B) Feature Descriptions (Cont'd)

- (25) Nonhunting Number for Use with Hunt Group Arrangement or Uniform Call Distribution Arrangement for Use with WATS Access Line Service

(RT) Available with FGA, FGB, FGD, BSA-A, BSA-B and BSA-D, in association with WATS Access Line Service and in suitably equipped electronic end offices in which WATS Access Line Service is used for the completion of terminating calls

Provides an arrangement for an individual WATS Access Line Service within a multiline hunt or uniform call distribution group that provides access to a specific WATS Access Line Service within the hunt or uniform call distribution group when it is idle or provides busy tone when it is busy, when the nonhunting number is dialed.

- (26) Overlap Outpulsing

Available with FGD and BSA-D where technically feasible

Decreases call setup delay by starting to establish the connection to a customer's switch before the last four digits of the called number have been dialed.

- (27) Service Class Routing

(RT) Available with FGD and BSA-D in suitably equipped end offices or access tandem switches

This feature provides the capability of directing originating traffic from an end office to a trunk group to a customer designated premises, based upon the following:

- coin, multiparty, or hotel/motel;
- service prefix indicator (e.g., 0-, 0+, 00-, 01+ or 011+);
- service access code (e.g., 500 Service, 800 Database Service or 900 NXX Service).

Customers who order this feature must provide the Company the number of trunks and the appropriate codes to be established in each end office or access tandem switch.

Access Service Tariff

Cause No. PUD 200600267
Order No. 534934
Tracking No. OK-06-183

1st Revised Sheet 6-57
Replacing Original Sheet 6-57

ACCESS SERVICE

6. Switched Access Service (Cont'd)

6.6 Switched Access Features and Basic Service Elements (Cont'd)

6.6.2 Local Switching - Common Switching Features (Cont'd)

(B) Feature Descriptions (Cont'd)

(28) Service Code Denial on Line or Hunt Group

Available with FGA and BSA-A

(RT) Allows for the screening of terminating calls within the LATA, and for disallowing completion of calls to 0-, 555 and N11 (e.g., 411 and 911). This feature is provided where available in all Company electronic end offices and electromechanical end offices.

(29) Signaling System 7 (SS7) Signaling

Available with FGD and BSA-D

(RT) Provides common channel out of band transmission of address and supervisory SS7 protocol signaling information between the end office switching system or the tandem office switching system and the customer's designated premises. The signaling information is transmitted over facilities provided with the Common Channel Signaling/Signaling System 7 Interconnection Service as specified in Section 23 following. This feature will be provided in accordance with the SS7 Interconnect specifications described in Switching System Requirements for Interexchange Carrier Interconnection Using the Integrated Services Digital Network User Part (ISDNUP), TR-TSY-000394 and TP-76638 (Southwestern Bell Company Common Channel Signaling/Signaling System 7 Network Interface Specifications, Supplement No. 2, TR-TSV-000905).

Where technically feasible and facilities permit, this feature includes the transport of the Access Transport Parameter (ATP) and will be provided in accordance with the SS7 Interconnect specifications described in Switching System Requirements Supporting ISDN Access Using the ISDN User Part (ISUP), TR-TSY-000444; ISDN Routing and Digit Analysis, TR-TSY-000448; Network Transmission Interface and Performance Specifications Supporting Integrated Services Digital Network (ISDN), TR-TSY-000938; and Common Channel Signaling Network Interface Specification Supporting ISDN, TR-TSV-000962.

ACCESS SERVICE

6. Switched Access Service (Cont'd)

6.6 Switched Access Features and Basic Service Elements (Cont'd)

6.6.2 Local Switching - Common Switching Features (Cont'd)

(B) Feature Descriptions (Cont'd)

(29) Signaling System 7 (SS7) Signaling (Cont'd)

This feature includes the transport in the originating direction of the Calling Party Number (CPN) Parameter where technically feasible and where the Company has made CPN privacy restriction available to the originating end user. The CPN Parameter provides for the automatic transmission of the ten digit directory number, associated with a calling station, to the customer's premises for calls originating in the LATA. The ten digit telephone number consists of the NPA plus the seven digit telephone number, which may or may not be the same number as the calling station's charge number. The CPN will be coded as presented, or restricted via a "privacy indicator" for delivery to the called end user.

The CPN Parameter must be transported without alteration or modification to the connecting carrier, the terminating telephone company, or an end user when the customer has a direct connection. Customers must honor and transmit the unaltered "privacy indicator" within the CPN Parameter.

(30) Trunk Access Limitation

(RT)

Available with FGD and BSA-D in suitably equipped Company end offices

Provides for the routing of originating 900 service calls to a specified number of transmission paths in a trunk group or, at the option of the Company, a trunk group dedicated to 900 Service, in order to limit (choke) the completion of such traffic to the customer. Calls to the designated service which could not be completed over the subset of transmission paths in the trunk group, i.e., the choked calls, would be routed to reorder tone.

Customers who order this feature must provide the Company the number of trunks and/or the appropriate codes to be established in each end office or access tandem switch.

(31) Uniform Call Distribution Arrangement

Available with FGA. Where available, this feature is provided in Company electronic end offices only. [Uniform Call Distribution for use with BSA-A is provided as a BSE as specified in 6.6.5(B)]

ACCESS SERVICE

6. Switched Access Service (Cont'd)

6.6 Switched Access Features and Basic Service Elements (Cont'd)

6.6.2 Local Switching - Common Switching Features (Cont'd)

(B) Feature Descriptions (Cont'd)

(31) Uniform Call Distribution Arrangement (Cont'd)

Provides a type of multiline hunting arrangement which provides for an even distribution of calls among the available lines in a hunt group.

(32) Uniform Call Distribution Arrangement for Use with WATS Access Line Service

(RT) Available with FGA, FGB, FGD, BSA-A, BSA-B and BSA-D, in association with WATS Access Line Service and in suitably equipped electronic end offices in which WATS Access Line Service is provided

Provides a type of multiline hunting arrangement which provides for an even distribution of terminating calls among the available WATS Access Line Services in the hunt group.

(33) Up to 7 Digits Outpulsing

Available with FGB and BSA-B

Provides for the end office capability of providing up to 7 digits of the uniform access code (950-XXXX) to the customer's premises. The customer may request that all or only a portion of the 7 digits in the access code be forwarded. The access code digits are provided to the customer's premises using multifrequency signaling. Transmission of the digits precede the forwarding of ANI if that feature is provided.

(34) Wink Start Address Signaling

(RT) Available with FGB, FGD, BSA-B and BSA-D

Provides a method of indicating to the originating switch the readiness of the far-end switch to receive address signaling. This is done by providing a battery to ground reversal. This feature is not available in combination with SS7 signaling.

Access Service Tariff

Cause No. PUD 201300200
Order No. 622275
Tracking No. OK-13-0083

2nd Revised Sheet 6-60
Replacing 1st Revised Sheet 6-60

ACCESS SERVICE

6. Switched Access Service (Cont'd)

6.6 Switched Access Features and Basic Service Elements (Cont'd)

6.6.3 Local Switching - Transport Termination Features

(A) Feature Matrix

(RT)		Available Feature Groups		
		A	B	D
	Line Side Terminations			
	Two Way Operation:			
	1) Dial Pulse Address Signaling with Ground Start Supervisory Signaling	X		
	2) Dial Pulse Address Signaling with Loop Start Supervisory Signaling	X		
	3) Dual Tone Multifrequency Address Signaling with Ground Start Supervisory Signaling	X		
	4) Dual Tone Multifrequency Address Signaling with Loop Start Supervisory Signaling	X		
	Originating Operation:			
	1) Ground Start Supervisory Signaling	X		
	2) Loop Start Supervisory Signaling	X		
	Terminating Operation:			
	1) Dial Pulse Address Signaling with Ground Start Supervisory Signaling	X		
	2) Dial Pulse Address Signaling with Loop Start Supervisory Signaling	X		
	3) Dual Tone Multifrequency Address Signaling with Ground Start Supervisory Signaling	X		
	4) Dual Tone Multifrequency Address Signaling with Loop Start Supervisory Signaling	X		

Access Service Tariff

Cause No. PUD 201300200
Order No. 622275
Tracking No. OK-13-0083

2nd Revised Sheet 6-61
Replacing 1st Revised Sheet 6-61

ACCESS SERVICE

6. Switched Access Service (Cont'd)

6.6 Switched Access Features and Basic Service Elements (Cont'd)

6.6.3 Local Switching - Transport Termination Features (Cont'd)

(A) Feature Matrix (Cont'd)

(RT)	Available Basic Serving Arrangements		
	Line Side		Trunk Side
	A	B	D
Line Side Terminations			
Two Way Operation:			
1)	Dial Pulse Address Signaling with Ground start Supervisory Signaling	X	
2)	Dial Pulse Address Signaling with Loop Start Supervisory Signaling	X	
3)	Dual Tone Multifrequency Address Signaling with Ground Start Supervisory Signaling	X	
4)	Dual Tone Multifrequency Address Signaling with Loop Start Supervisory Signaling	X	
Originating Operation:			
1)	Ground Start Supervisory Signaling	X	
2)	Loop Start Supervisory Signaling	X	
Terminating Operation:			
1)	Dial Pulse Address Signaling with Ground Start Supervisory Signaling	X	
2)	Dial Pulse Address Signaling with Loop Start Supervisory Signaling	X	
3)	Dual Tone Multifrequency Address Signaling with Ground Start Supervisory Signaling	X	
4)	Dual Tone Multifrequency Address Signaling with Loop Start Supervisory Signaling	X	

Access Service Tariff

Cause No. PUD 201300200
Order No. 622275
Tracking No. OK-13-0083

2nd Revised Sheet 6-62
Replacing 1st Revised Sheet 6-62

ACCESS SERVICE

6. Switched Access Service (Cont'd)

6.6 Switched Access Features and Basic Service Elements (Cont'd)

6.6.3 Local Switching - Transport Termination Features (Cont'd)

(A) Feature Matrix (Cont'd)

(RT)	Trunk Side Terminations	Available Feature Groups		
		A	B	D
	1) Dial Pulse Station Signaling	X		
	2) Operator Trunk - Coin, Non-Coin, or Combined Coin and Non-Coin		X	
	3) Operator Trunk - Full Feature		X	
(RT)	4) Standard Trunk for Originating, Terminating or Two-Way Operation	X	X	
(RT)	Trunk Side Terminations	Available Basic Serving Arrangements		
		Line Side A	B	Trunk Side D
	1) Dial Pulse Station Signaling		X	
(RT)	2) Operator Trunk - Coin, Non-Coin, or Combined Coin and Non-Coin			
	3) Operator Trunk - Full Feature			X
(RT)	4) Standard Trunk for Originating, Terminating, or Two-way Operation		X	X

ACCESS SERVICE

6. Switched Access Service (Cont'd)

6.6 Switched Access Features and Basic Service Elements (Cont'd)

6.6.3 Local Switching - Transport Termination Features (Cont'd)

(B) Feature Descriptions

Line Side Terminations are provided with either dial pulse or dual tone multifrequency address signaling and loop start or ground start supervisory signaling. The various signaling arrangement combinations are specified in the Feature Matrix in (A) preceding.

(1) Line Side Terminations

(a) Dial Pulse Address Signaling

Available with FGA and BSA-A

Provides for the transmission of number information, e.g., called number, between the end office switching systems and the customer's premises (in either direction) by means of direct current pulses.

(b) Dual Tone Multifrequency Address Signaling

Available with FGA and BSA-A

Provides for the transmission of number information, e.g., called number, between the end office switching systems and the customer's premises (in either direction) by means of two voice-frequency components, one from a group of four low frequencies and the other from a group of four high frequencies.

(c) Ground-Start Supervisory Signaling

Available with FGA, BSA-A and WATS Access Line Services that terminate on the line side of the switch

A form of line supervision in which both a terminal request for service and a network seizure for an incoming call are indicated by grounding one of the line conductors.

(d) Loop-Start Supervisory Signaling

Available with FGA and BSA-A

A form of line supervision in which a terminal request for service is indicated to the network by the terminal allowing loop current to flow.

Access Service Tariff

Cause No. PUD 201300200
Order No. 622275
Tracking No. OK-13-0083

2nd Revised Sheet 6-64
Replacing 1st Revised Sheet 6-64

ACCESS SERVICE

6. Switched Access Service (Cont'd)

6.6 Switched Access Features and Basic Service Elements (Cont'd)

6.6.3 Local Switching - Transport Termination Features (Cont'd)

(B) Feature Descriptions (Cont'd)

(2) Trunk Side Terminations

(a) Dial Pulse Station Signaling

Available with FGB or BSA-B only on a directly trunked basis

This feature provides for the transmission of called party address signaling from rotary dial stations to the customer's premises for originating calls. This feature is provided in the form of a specific type of transport termination.

(RT) (b)

(RT)

ACCESS SERVICE

6. Switched Access Service (Cont'd)

6.6 Switched Access Features and Basic Service Elements (Cont'd)

6.6.3 Local Switching - Transport Termination Features (Cont'd)

(B) Feature Descriptions (Cont'd)

(2) Trunk Side Terminations (Cont'd)

(b) Operator Trunk - Coin, Non-Coin, or Combined Coin and Non-Coin (Cont'd)

(RT) Combined Coin and Non-Coin: This arrangement provides for initial coin return control and routing of 0+, 0-, 1+ or 011+ prefixed originating operator assisted coin and non-coin calls requiring operator assistance to the customer's premises. This arrangement is provided at Company electronic end offices and other Company end offices where equipment is available.

(c) Operator Trunk - Full Feature

Available with FGD or BSA-D, in suitably equipped end offices. Because operator assisted coin and non-coin calling traffic is routed over dedicated trunk groups for operator assisted calls, this arrangement is only provided in association with the Service Class Routing feature.

This feature is a trunk type termination which provides the initial coin return control function to the FGD or BSA-D customer's operator. This arrangement provides for initial coin return control and routing of 0+, 0-, 00-, 1+, 01+ or 011+ prefixed originating operator assisted coin and non-coin calls requiring operator assistance to the customer's premises. This arrangement must be ordered in conjunction with the ANI feature and is not available with SS7 signaling.

(d) Standard Trunk for Originating, Terminating or Two-Way Operation

(RT) Provides a two-way voice frequency transmission path between the customer's premises and the Company facilities. This two-way voice frequency transmission path permits the transport of calls in the originating direction and/or in the terminating direction, but not simultaneously.

ACCESS SERVICE

6. Switched Access Service (Cont'd)

6.6 Switched Access Features and Basic Service Elements (Cont'd)

6.6.4 Local Switching - Line Termination Features

(A) Feature Matrix (Per WATS Access Line)

Two Way Operation

- 1) Dial Pulse Address Signaling with Ground Start Supervisory Signaling
- 2) Dial Pulse Address Signaling with Loop Start Supervisory Signaling
- 3) Dual Tone Multifrequency Address Signaling with Ground Start Supervisory Signaling
- 4) Dual Tone Multifrequency Address Signaling with Loop Start Supervisory Signaling

Originating Operation

- 1) Dial Pulse Address Signaling with Ground Start Supervisory Signaling
- 2) Dial Pulse Address Signaling with Loop Start Supervisory Signaling
- 3) Dual Tone Multifrequency Address Signaling with Ground Start Supervisory Signaling
- 4) Dual Tone Multifrequency Address Signaling with Loop Start Supervisory Signaling

Terminating Operation

- 1) Ground Start Supervisory Signaling
- 2) Loop Start Supervisory Signaling

(B) Feature Descriptions

Line Terminations are provided with either dial pulse or dual tone multifrequency address signaling and loop start or ground start supervisory signaling. The various Line Termination signaling arrangement combinations provided via this tariff are specified in the Feature Matrix in (A) preceding. Dial pulse and dual tone multifrequency address signaling and loop start and ground start supervisory signaling are described in Section 6.6.3(B) preceding.

Access Service Tariff

Cause No. PUD 200600267
Order No. 534934
Tracking No. OK-06-183

1st Revised Sheet 6-67
Replacing Original Sheet 6-67

ACCESS SERVICE

6. Switched Access Service (Cont'd)

6.6 Switched Access Features and Basic Service Elements (Cont'd)

6.6.5 Basic Service Elements

(A) Basic Service Element Matrix

Basic Service Elements	Available Basic Serving Arrangements				
	Line Side	Trunk Side			
	A	B	C	D	DNAL
(1) Alternate Traffic Routing					
- End Office Alternate Routing	X		X		
- Multiple Customer Switching System	X	X	X	X	
(2) Automatic Number Identification (ANI)/Charge Number Parameter			X		
(3) Flexible Automatic Number Identification (Flex-ANI)			X		
(4) Multiline Hunt Group					
- Circular Hunting	X				
- Preferential Hunting	X				
- Regular Line Hunting	X				
(5) Nonhunting Number Arrangement	X				
(6) Queuing	X				
(7) Recorded Announcements	X	X		X	
(8) Remote Make Busy	X				X
(9) Remote Make Busy - Trunk Side	X	X	X		
(10) Uniform Call Distribution Arrangement	X				

ACCESS SERVICE

6. Switched Access Service (Cont'd)

6.6 Switched Access Features and Basic Service Elements (Cont'd)

6.6.5 Basic Service Elements (Cont'd)

(B) Descriptions

(1) Alternate Traffic Routing

This BSE is provided as two alternatives, only one of which may be selected for a particular trunk or trunk group.

(a) End Office Alternate Routing

Available with BSA-B and BSA-D (ordered in trunks as opposed to capacity) in suitably equipped end offices.

This alternative provides an alternate routing arrangement via two routes: one route via an access tandem and one direct route. End Office Alternate Routing allows the customer's originating traffic from the end office to be offered first to the direct trunk group until that group is fully loaded and then to overflow to the access tandem group. Features which require direct routing (e.g., the seven-digit ANI telephone number for BSA-B and Dial Pulse Station Signaling) are not available on the tandem route.

(b) Multiple Customer Switching Systems

(RT)

Available with BSA-B and BSA-D in suitably equipped end offices or access tandem switches.

This alternative provides the capability of directing originating traffic from an end office or access tandem to a trunk group (the "high usage group") until that group is fully loaded, and then delivering additional originating traffic (the "overflowing" traffic from the same end office or access tandem) to a different trunk group (the "final" group). These trunk groups may be terminated at the customer's switching systems on the same or different premises. The customer shall specify the last trunk ECCS desired for the high usage group.

ACCESS SERVICE

6. Switched Access Service (Cont'd)

6.6 Switched Access Features and Basic Service Elements (Cont'd)

6.6.5 Basic Service Elements (Cont'd)

(B) Descriptions (Cont'd)

(2) Automatic Number Identification (ANI)

Available with BSA-D:

The ANI BSE is an end office software function which is associated on a call-by-call basis with:

- all individual transmission paths in a trunk group routed directly between an end office and a customer's premises, or
- all individual transmission paths in a trunk group between an end office and an access tandem, and a trunk group between an access tandem and a customer's premises, where technically feasible.

This BSE provides the automatic transmission of:

- information indicators to identify the calling party's class of service for billing, routing and special handling purposes, and
- a ten digit telephone number to identify the calling station of calls originating in the LATA.

The ten digit number consists of the Numbering Plan Area (NPA) plus the seven digit telephone number. The ten digit telephone number will be transmitted on all calls except those identified as multiparty line, ANI failure or where ANI is not provided to an SSP equipped office for 800 NPAS, in which case only the NPA will be transmitted (in addition to the information indicators described below).

The Charge Number Parameter is equivalent to ten digit ANI when SS7 signaling is ordered.

ACCESS SERVICE

6. Switched Access Service (Cont'd)

6.6 Switched Access Features and Basic Service Elements (Cont'd)

6.6.5 Basic Service Elements (Cont'd)

(B) Descriptions (Cont'd)

(2) Automatic Number Identification (ANI) (Cont'd)

The information indicator (ii) assignments listed below will be provided to customers with BSA-D and identify:

- 00 - telephone number is the station billing number - no special treatment required;
- 01 - multiparty line - telephone number is a 4-party line and cannot be identified - number must be obtained via an operator or in some other manner;
- 02 - ANI failure has occurred in the end office switch which prevents identification of calling telephone number - must be obtained by operator or in some other manner;
- 06 - hotel/motel originated call which requires room number identification;
- 07 - coinless station, hospital, inmate, etc. call which requires special screening or handling by the customer;
- 20 - call is an Automatic Identified Outward Dialed (AIOD) call from customer premises equipment. The ANI telephone number is the listed telephone number of the customer and is not the telephone number of the calling party; and
- 27 - coin call.

Customers with BSA-D may receive additional ii assignments by ordering the Flex ANI BSE as described in 6.6.5(B)(3) following.

(3) Flexible Automatic Number Identification (Flex ANI)

Available with BSA-D in suitably equipped end offices and in association with the ANI BSE.

Provides the ability to add values to the existing information indicators (ii) that are available with the ANI BSE. The customer will receive all new ii codes that are assigned by the North American Numbering Plan Administrator as they become available and are activated in Company switches. Flex ANI is provided per end office and on a Carrier Identification Code (CIC) basis. The technical requirements for Flex ANI are contained in the Bellcore LSSGR FSD 20-20-0100, Issue 1, March, 1987.

(RT)

ACCESS SERVICE

6. Switched Access Service (Cont'd)

6.6 Switched Access Features and Basic Service Elements (Cont'd)

6.6.5 Basic Service Elements (Cont'd)

(B) Descriptions (Cont'd)

(4) Multiline Hunt Group

This BSE is provided as three alternatives.

MTS/WATS and MTS/WATS-type BSA-A and FX/ONAL BSA-A services cannot be mixed in the same hunt group arrangement.

(a) Circular Hunting

(RT) Available with BSA-A in electronic end offices where technically feasible.
(RT)

This alternative provides the ability to sequentially access terminals in a hunt group with the hunting sequence beginning at the start-hunt terminal and continuing through the hunt group until an idle terminal is reached or the terminal preceding the start-hunt terminal is reached. The call will terminate in the first idle terminal. If no idle terminal is encountered, a busy tone will be returned to the calling party.

(b) Preferential Hunting

(RT) Available with BSA-A. Where available, this alternative is only provided in
(RT) electromechanical end offices.

This alternative provides the ability to establish a separate hunting list to be associated with each terminal in a hunt group. At the customer's option, this list may or may not include all terminals in the hunt group. When a call is made directly to a busy terminal in a multiline hunt group equipped with preferential hunting, a linear hunt is performed over the preferential hunt terminals in the order requested by the customer. The call will terminate in the first idle terminal in the preferential hunt list. If all of the terminals in the preferential hunt are busy, and if the hunt list did not include all lines in the hunt group, hunting continues sequentially until an idle terminal is encountered or the last terminal in the hunt group is encountered. If all terminals are busy, a busy tone will be returned to the calling party. This alternative is not available with the Uniform Call Distribution Arrangement and Nonhunting Number Arrangement BSEs.

Access Service Tariff

Cause No. PUD 200600267
Order No. 534934
Tracking No. OK-06-183

1st Revised Sheet 6-72
Replacing Original Sheet 6-72

ACCESS SERVICE

6. Switched Access Service (Cont'd)

6.6 Switched Access Features and Basic Service Elements (Cont'd)

6.6.5 Basic Service Elements (Cont'd)

(B) Descriptions (Cont'd)

(4) Multiline Hunt Group (Cont'd)

(c) Regular Line Hunting

(RT) Available with BSA-A in electronic and electromechanical end offices where technically
(RT) feasible.

This alternative provides the ability to sequentially access terminals in a hunt group. Hunting begins with the terminal number associated with the called number and continues sequentially until an idle terminal is found or the last terminal number is reached. If no idle terminal number is found, a busy tone is returned to the calling party.

(5) Nonhunting Number Arrangement

(RT) Available with BSA-A in association with Multiline Hunt Group or UCD Arrangement. Where available, this BSE is only provided in Company electronic end offices.

This BSE provides an arrangement to access an individual line within a Multiline Hunt Group or Uniform Call Distribution Arrangement when the line is idle. When the Nonhunting Number is dialed and the line is busy, a busy tone will be provided to the caller.

(6) Queuing

(RT) Available with BSA-A in association with the Uniform Call Distribution (UCD) Arrangement BSE and where facilities permit. Where available, this BSE is only provided in Company electronic end offices.

When all terminals in a Uniform Call Distribution Arrangement are busy, queuing allows for an incoming call to be placed in queue to await an available terminal in the UCD Arrangement. When a call is placed in queue, audible ringing is returned to the customer and no further indication is sent until a terminal completes the call. The call that has been in queue the longest will be the first call serviced when a terminal becomes available. The maximum number of calls that can be placed in queue is dependent upon the total number of lines in the multiline hunt group. If the incoming call cannot be placed in queue, the calling party will receive a busy tone.

ACCESS SERVICE

6. Switched Access Service (Cont'd)

6.6 Switched Access Features and Basic Service Elements (Cont'd)

6.6.5 Basic Service Elements (Cont'd)

(B) Descriptions (Cont'd)

(7) Recorded Announcements

Available with BSA-A, BSA-B and BSA-D and in association with Queuing or Remote Make Busy. Where available, this BSE is only provided in electronic end offices.

This BSE provides for standard announcements on calls. When combined with Queuing, calls receive a timed audible ringing tone followed by a repeating announcement that can be separated by silence or audible ringing tone as selected by the customer. When combined with Remote Make Busy or Remote Make Busy - Trunk Side, announcements do not repeat. Calls receive only a timed audible ringing tone followed by an announcement.

(8) Remote Make Busy

Available with BSA-A and DNAL in electronic end offices where facilities permit.

This BSE provides the customer with the ability to place lines into a busy or overflow condition by customer activation of a CPE key or toggle switch located at the customer's premises. When requested for lines arranged in a Multiline Hunt Group, Remote Make Busy will be provided to the entire hunt group. Calls to lines placed in a busy or overflow condition will receive busy tones. Lines remain in the busy or overflow condition until released by the customer. At the customer's option, busy tone conditioning may be replaced with Recorded Announcements. Charges for Recorded Announcements are in addition to charges for the Remote Make Busy BSE. Recorded Announcements are described in (7) preceding.

Provisioning this BSE requires the use of a DNAL BSA to pass the network control information used to place the line(s) into a busy or overflow condition (or to release those lines for use once they have been busied out). The DNAL must be associated with the BSA-A line(s) arranged for use with the BSE. Rates and charges for the DNAL BSA are in addition to the rates and charges for the associated line side BSA and the BSE.

ACCESS SERVICE

6. Switched Access Service (Cont'd)

6.6 Switched Access Features and Basic Service Elements (Cont'd)

6.6.5 Basic Service Elements (Cont'd)

(B) Descriptions (Cont'd)

(9) Remote Make Busy - Trunk Side

Available with BSA-B, BSA-D and DNAL in electronic end offices where facilities permit.

This BSE provides the customer with the ability to place a BSA-B or BSA-D trunk or trunk group into a busy condition by customer activation of a CPE key or toggle switch located at the customer's premises. This BSE is available on a trunk group basis. If only one trunk is to be busied out, it must be in a trunk group separate from other trunks which are not to be busied out. Calls to trunks placed in a busy condition will receive busy tones. Trunks remain in the busy condition until released by the customer. At the customer's option, busy tone conditioning may be replaced with Recorded Announcements or Alternate Traffic Routing. Charges for Recorded Announcements and Alternate Traffic Routing are in addition to charges for Remote Make Busy - Trunk Side. Recorded Announcements and Alternate Traffic Routing are described in (7) and (1) preceding.

Provisioning this BSE requires the use of a DNAL BSA to pass the network control information used to place the trunk(s) into a busy or overflow condition (or to release those trunks for use once they have been busied out). The DNAL must be associated with the BSA-B or BSA-D trunk(s) arranged for use with the BSE. Rates and charges for the DNAL BSA are in addition to the rates and charges for the trunk side BSA and the BSE.

(10) Uniform Call Distribution (UCD) Arrangement

(RT)

Available with BSA-A in most Company electronic end offices.

This BSE provides for an even distribution of calls over the available lines in a Multiline Hunt Group. This BSE is not available with any alternative of the Multiline Hunt Group BSE.

Access Service Tariff

Cause No. PUD 201300200
Order No. 622275
Tracking No. OK-13-0083

3rd Revised Sheet 6-75
Replacing 2nd Revised Sheet 6-75

ACCESS SERVICE

6. Switched Access Service (Cont'd)

6.7 Service Provisioning

Customers have the option of having their Switched Access Services provided under either a bundled structure (i.e., provisioned as feature group services) or under an unbundled structure (i.e., provisioned as BSAs). The selection of the bundled or unbundled structure must be made on a per LATA basis per customer and all services must convert at the same time. As set forth in 6.8.9(C) (Conversion of Existing Feature Groups to Basic Serving Arrangements), there is no charge to convert from the bundled structure to the unbundled structure.

6.7.1 Manner of Provisioning

- (A) Switched Access is furnished in either quantities of lines, channels or trunks as outlined below:

		<u>Lines</u>	<u>Trunks</u>	<u>Channels</u>
(RT)	FGA	X		
	FGB		X	
	FGD		X	
(RT)	BSA-A	X		
	BSA-B		X	
	BSA-D		X	
	DNAL			X

Trunks are differentiated by type and directionality of traffic carried over a Switched Access Service arrangement. Differentiation of traffic is necessary for the Company to properly design Switched Access Service to meet the traffic carrying capacity requirement of the customer.

- (B) There are two major traffic categories, originating and terminating:

Originating traffic represents access capacity within a LATA for carrying traffic from the end user to the customer.

Terminating traffic represents access capacity within a LATA for carrying traffic from the customer to the end user or from the customer to the Directory Assistance location.

ACCESS SERVICE

6. Switched Access Service (Cont'd)

6.7 Service Provisioning (Cont'd)

6.7.1 Manner of Provisioning (Cont'd)

- (C) To allow customers to segregate originating traffic into separate trunk groups, originating traffic is further categorized into domestic, 700, 800, 900, ACIS, operator and IDDD, etc. Domestic traffic represents access capacity for carrying only domestic traffic other than 700, 800, 900, ACIS and operator traffic. IDDD traffic represents access capacity for carrying only international traffic. 700, 800, 900 and ACIS represents access capacity for carrying, respectively, only 700, 800, 900 and ACIS traffic. Operator traffic represents access capacity for carrying only operator traffic. When ordering such types of access capacity, the customer must specify domestic, 700, 800, 900, ACIS, operator, or IDDD type traffic.
- (D) Switched Access Service is ordered under the provisions specified in Section 5 (Ordering for Access Service). Also included in that section are charges associated with ordering Switched Access Service.

6.7.2 Design and Traffic Routing of Switched Access Service

When ordering line side or trunk side Switched Access Services, the customer must, at a minimum, specify the Switched Transport facilities to be used (i.e., Entrance Facility, Direct-Trunked Transport facility, and Tandem-Switched Transport facility). When specifying the Switched Transport facilities to be used, the customer must indicate if the facilities are existing or new. The customer is required to specify whether the service should be provided by originating only, terminating only or two-way.

- (RT) For FGA, FGB, BSA-A and BSA-B, the line or trunk directionality and traffic routing of the Switched Access Service between the customer's premises and the entry switch are determined by the customer's order for service. The Company will compare the customer's request with its own traffic routing plan and available facilities and equipment to determine whether the customer's request can be met. The Company is responsible for selection of facilities from the interface to any switching point and to the end offices where capacity is ordered. Except for FGB and BSA-B, the Company will also decide whether trunk side access will be provided through the use of two-wire or four-wire trunk terminating equipment. For FGB and BSA-B, the customer may order the Customer Specification of Switched Transport Termination feature.

ACCESS SERVICE

6. Switched Access Service (Cont'd)

6.7 Service Provisioning (Cont'd)

6.7.2 Design and Traffic Routing of Switched Access Service (Cont'd)

Selection of facilities, equipment and traffic routing of the service are based on standard engineering methods, available facilities and equipment, and the Company traffic routing plans. If the customer desires routing or directionality different from that determined by the Company, the Company will work cooperatively with the customer in determining whether the service is to be routed directly to an end office or through an access tandem switch and the directionality of the service.

Additionally, when the customer has ordered a dedicated FGD or BSA-D trunk group with the MicroLink I Access Capability feature, the Company will ensure that these facilities are capable of supporting 56 kbps digital data.

When the customer has ordered a dedicated FGD or BSA-D trunk group with SS7 Signaling and 64 CCC, where technically feasible and facilities permit, the Company will ensure that these facilities are capable of supporting 64 Kbps digital data.

6.7.3 Design Blocking Probability

The Company will design and monitor the capacity of the Switched Access Services to be provided to meet the blocking probability criteria described following.

FGA or BSA-A:

No design blocking criteria apply for FGA or BSA-A

FGB or BSA-B:

No design blocking criteria apply for FGB or BSA-B

DNAL:

No design blocking criteria apply for DNAL

(RT)

(RT)

Access Service Tariff

Cause No. PUD 201300200
Order No. 622275
Tracking No. OK-13-0083

2nd Revised Sheet 6-78
Replacing 1st Revised Sheet 6-78

ACCESS SERVICE

6. Switched Access Service (Cont'd)

6.7 Service Provisioning (Cont'd)

6.7.3 Design Blocking Probability (Cont'd)

FGD or BSA-D:

The design blocking objective for FGD and BSA-D will be no greater than one percent (.01) between the point of termination at the customer's premises and the end office switch, whether the traffic is directly routed without an alternate route or routed via an access tandem. The Company will use standard traffic engineering methods, specified in reference document Technical Reference PUB SR-EOP-000191 Trunk Traffic Engineering Concepts and Applications, to determine the number of transmission paths required to achieve this level of blocking.

(RT)

In the event of media stimulated mass calling, though design blocking of no greater than one percent (.01) remains the Company's objective for FGD and BSA-D, this objective cannot be guaranteed.

The Company will perform routine measurement functions to assure that an adequate number of transmission paths are in service. The Company will recommend that additional capacity be ordered by the customer when additional paths are required to reduce the measured blocking to the designed blocking level. Dedicated trunk groups provided for the purpose of trunk access limitation will be taken into consideration when recommending additional capacity. The design blocking objective is assumed to have been met for the capacity ordered if the routine measurements show that the measured blocking does not exceed the thresholds shown in the tables following.

TABLE 1: For transmission paths carrying only first routed traffic directly between an end office and customer's premises without an alternate route, and for paths carrying only overflow traffic, the measured blocking thresholds are as follows:

Number of Transmission Paths Per Trunk Group	Measured Blocking Thresholds in the Time Consistent Busy Hour for the Number of Measurements Per Trunk Group			
	15-20 Measurements	11-14 Measurements	7-10 Measurements	3-6 Measurements
2	.070	.080	.090	.140
3	.050	.060	.070	.090
4	.050	.060	.070	.080
5-6	.040	.050	.060	.070
7 or more	.030	.035	.040	.060

Access Service Tariff

Cause No. PUD 201300200
Order No. 622275
Tracking No. OK-13-0083

2nd Revised Sheet 6-79
Replacing 1st Revised Sheet 6-79

ACCESS SERVICE

6. Switched Access Service (Cont'd)

6.7 Service Provisioning (Cont'd)

6.7.3 Design Blocking Probability (Cont'd)

TABLE 2: For transmission paths carrying first routed traffic between an end office and customer's premises via an access tandem, the measured blocking thresholds are as follows:

Number of Transmission Paths Per Trunk Group	Measured Blocking Thresholds in the Time Consistent Busy Hour for the Number of Measurements Per Trunk Group			
	15-20	11-14	7-10	3-6
	<u>Measurements</u>	<u>Measurements</u>	<u>Measurements</u>	<u>Measurements</u>
2	.045	.055	.060	.095
3	.035	.040	.045	.060
4	.035	.040	.045	.055
5-6	.025	.035	.040	.045
7 or more	.020	.025	.030	.040

6.7.4 Determining the Number of Transmission Paths

(RT)

When ordering Switched Access Services in line quantities for FGA or BSA-A or trunk quantities for FGB, FGD, BSA-B or BSA-D, customers must specify the number of transmission paths in lines or trunks based upon their expected originating and terminating traffic.

When ordering Switched Access DNAL BSA, the customer will specify the number of transmission paths in quantities of channels.

6.7.5 Determining the Number of End Office Transport Terminations

For analog entry switches, a termination will be provided for each feature group or BSA line or trunk requested. For digital entry switches, an equivalent termination will be provided for each feature group or BSA line or trunk requested.

6.7.6 Interface Groups

Five interface groups are provided for terminating an Entrance Facility at the customer's premises. Interface groups define the transmission characteristics associated with the Entrance Facility and all transport facilities with which it is interconnected.

ACCESS SERVICE

6. Switched Access Service (Cont'd)

6.7 Service Provisioning (Cont'd)

6.7.6 Interface Groups (Cont'd)

Network Channel (NC) codes, feature group and BSA technical specifications provide the available supervisory signaling options. The combination of the interface group and supervisory signaling ordered will identify the appropriate premises interface code (network channel interface code). Feature group and BSA technical specifications are set forth in Technical Reference TR-NWT-000334.

Depending upon the interface group chosen by the customer, multiplexing arrangements may also be required. When the customer requests to interconnect Switched Transport facilities with different capacities or bandwidths, multiplexing arrangements are required to provide the interconnection. A multiplexing arrangement is also required to interconnect certain facilities with specific switch types. Multiplexing is available as set forth in 6.6.1 (Switched Transport Features).

As a result of the customer's access order and the type of Company transport facilities serving the customer's premises, the need for level control equipment, signaling conversions or two-wire to four-wire conversions, or the need to terminate digital or high frequency facilities in channel bank equipment, the Company may be required to place Company equipment at the customer's premises. For example, if a voice frequency interface is ordered by the customer and the Company facilities serving the customer's premises are digital, then Company channel bank equipment must be placed at the customer's premises in order to provide the voice frequency interface ordered by the customer.

All interface groups are provided with transmission specifications and data transmission parameters. Specific technical parameters are set forth in Technical Reference TR-NWT-000334, including compatibility and interface requirements for MicroLink I Access Capability used in conjunction with FGD or BSA-D.

(A) Interface Group Descriptions

(RT)
(RT)

Interface Group 1 (USOC TPP1X) - Provides two-wire voice frequency transmission at the customer's point of termination with the following exceptions. Interface group 1 is not provided with FGD or BSA-D when the first point of switching is an access tandem. Interface group 1 is not provided with FGB, FGD, BSA-B or BSA-D when the first point of switching provides only four-wire terminations.

Interface Group 2 (USOC TPP2X) - Provides four-wire voice frequency transmission at the customer's point of termination.

Access Service Tariff

Cause No. PUD 200600267
Order No. 534934
Tracking No. OK-06-183

1st Revised Sheet 6-81
Replacing Original Sheet 6-81

ACCESS SERVICE

6. Switched Access Service (Cont'd)

6.7 Service Provisioning (Cont'd)

6.7.6 Interface Groups (Cont'd)

(A) Interface Group Descriptions (Cont'd)

Interface Group 3 (USOC TPP3X) - Provides group level analog transmission at the customer's point of termination. This interface group is obsolete and is limited to existing installations at existing locations for existing customers as of January 1, 1994.

(RT)

|

(RT)

Interface Group 6 (USOC TPP6X) - Provides DS1 level (1.544 Mbps) digital transmission at the customer's point of termination.

Interface Group 9 (USOC TPP9X) - Provides DS3 level (44.736 Mbps) digital transmission at the customer's point of termination.

Access Service Tariff

Cause No. PUD 201300200
Order No. 622275
Tracking No. OK-13-0083

2nd Revised Sheet 6-82
Replacing 1st Revised Sheet 6-82

ACCESS SERVICE

6. Switched Access Service (Cont'd)

6.7 Service Provisioning (Cont'd)

6.7.6 Interface Groups (Cont'd)

(B) Matrix

The following matrix shows, for each interface group, which premises interfaces are available as a function of the Company switch supervisory signaling and feature group or basic serving arrangement. Each premises interface is identified by a specific premises interface code. Explanations of the interface codes are set forth in Technical Reference TR-NWT-000334.

(1) Matrix

(RT)	Interface Group	Telephone Company Switch Supervisory Signaling	Basic Serving Arrangement or Premises Interface Code	Feature Group		
				A	B	D
(RT)	1	LO	2LS2	X		
		LO	2LS3	X		
		GO	2GS2	X		
		GO	2GS3	X		
		RV, EA, EB, EC	4EA2-E		X	X
		RV, EA, EB, EC	4EA3-E		X	X
		RV, EA, EB, EC	4EA2-M		X	X
		RV, EA, EB, EC	4EA3-M		X	X
		RV, EA, EB, EC	6EB2-E		X	X
		RV, EA, EB, EC	6EB3-E		X	X
		RV, EA, EB, EC	6EB2-M		X	X
		RV, EA, EB, EC	6EB3-M		X	X
		EA, EB, EC	6EC2			X
		EA, EB, EC	6EC3			X
		RV	2RV3-O		X	X
		RV	2RV3-T		X	X
		CCS	2NO2			X
	2	LO, GO	4SF2	X		
		LO	4LS2	X		
		GO	4GS2	X		
		LO, GO	6EX2-B	X		
		RV, EA, EB, EC	4SF2		X	X
		RV, EA, EB, EC	4DX2		X	X
		RV, EA, EB, EC	6EA2-E		X	X
		RV, EA, EB, EC	6EA2-M		X	X
		RV, EA, EB, EC	8EB2-E		X	X
		RV, EA, EB, EC	8EB2-M		X	X
		EA, EB, EC	8EC2-M			X
		RV	4RV2-O		X	X
		RV	4RV2-T		X	X
		CCS	4NO2			X
(RT)						

Access Service Tariff

Cause No. PUD 201300200
Order No. 622275
Tracking No. OK-13-0083

2nd Revised Sheet 6-83
Replacing 1st Revised Sheet 6-83

ACCESS SERVICE

6. Switched Access Service (Cont'd)

6.7 Service Provisioning (Cont'd)

6.7.6 Interface Groups (Cont'd)

(B) Matrix (Cont'd)

(1) Matrix

(RT)	Interface Group	Telephone Company Switch Supervisory Signaling	Basic Serving Arrangement or Premises Interface Code	Feature Group		
				A	B	D
	3	LO, GO	4AH5-B	X		
		RV, EA, EB, EC	4AH5-B		X	X
		CCS	4AH5-B			X
	6	LO, GO	4DS9-15	X		
		LO, GO	4DS9-15L	X		
		RV, EA, EB, EC	4DS9-15		X	X
		RV, EA, EB, EC	4DS9-15L		X	X
		CCS	4DS9-15			X
		CCS	4DS9.1S			X
		CCS	4DS9.1SN			X
		CCS	4DS9.1BN			X
		CCS	4DS9.15B			X
	9	LO, GO	4DS6-44	X		
		LO, GO	4DS6-44L	X		
		RV, EA, EB, EC	4DS6-44		X	X
		RV, EA, EB, EC	4DS6-44L		X	X
		CCS	4DS6-44			X
(RT)						

ACCESS SERVICE

6. Switched Access Service (Cont'd)

6.7 Service Provisioning (Cont'd)

6.7.7 DNAL Network Channel Interfaces

- (A) There is one type of network channel interface available for terminating the DNAL. The network channel interface identifies the direct current or low frequency control signals at the interface and is described below:

Channel Interface DC-3

Provides DC Continuity or low frequency control signals at the point of termination.

- (B) Available Interface Combinations

The allowable network channel interface combinations for the DNAL BSA are set forth in Technical Reference TR-NPL-000336.

6.7.8 Transmission Specifications

- (A) Line Side and Trunk Side Switched Access Service

For line side and trunk side Switched Access Service each transmission path is provided with standard transmission specifications. There are three different standard specifications (Types A, B and C). The standard for a particular transmission path is dependent on the feature group or the basic serving arrangement, the interface group and whether the service is directly routed or routed via an access tandem. For example, interface group 1 is provided with Type C and interface groups 2 through 9 are provided with Type A or B transmission specifications. Data transmission parameters are also provided with each Switched Access Service transmission path. Upon notification by the customer that the data parameters set are not being met, the Company will conduct tests independently or in cooperation with the customer, and take any necessary action to insure that the data parameters are met.

(RT)

The Company will maintain existing transmission specifications on functioning service configurations installed prior to the effective date of this tariff except that service configurations having performance specifications exceeding the standards listed in this provision will be maintained at performance levels specified in this tariff and the appropriate Technical Reference Publication.

(RT)

Access Service Tariff

Cause No. PUD 201300200
Order No. 622275
Tracking No. OK-13-0083

3rd Revised Sheet 6-85
Replacing 2nd Revised Sheet 6-85

ACCESS SERVICE

6. Switched Access Service (Cont'd)

6.7 Service Provisioning (Cont'd)

6.7.8 Transmission Specifications (Cont'd)

(A) Line Side and Trunk Side Switched Access Service (Cont'd)

(RT)

Transmission specifications are specified in Technical Reference TR-NWT-000334 in terms of (1) acceptance and immediate action limits for the five voice parameters and (2) immediate action limits for the data parameters. In addition, maintenance limits for the voice parameters of FGB, FGD, BSA-B and BSA-D are specified in *Southwestern Bell Telephone Company Technical Reference TP 76500*.

When MicroLink I digital data is transmitted over FGD or BSA-D trunks combined with voice traffic, the transmission specifications and maintenance limits will be the same as those specified for the voice parameters of FGD.

The specific applications in terms of the feature groups or basic serving arrangements and the interface groups with which the feature group or basic serving arrangements standard transmission performances are provided are described following.

FGA and BSA-A are provided with either Type B or Type C transmission specifications. The specifications for the associated parameters are guaranteed to the first point of switching except when optional extensions are provided. Type C transmission specifications are provided with interface group 1, and Type B is provided with interface groups 2 through 9.

Type DB data transmission parameters are provided with FGA or BSA-A to the first point of switching.

FGB and BSA-B are provided with either Type B or Type C transmission specifications. The specifications for the associated parameters are guaranteed to the end office when routed directly, or to the first point of switching when routed via an access tandem. Type C transmission specifications are provided with interface group 1, and Type B is provided with interface groups 2 through 9.

Type DB data transmission parameters are provided with FGB or BSA-B to the first point of switching.

Access Service Tariff

Cause No. PUD 201300200
Order No. 622275
Tracking No. OK-13-0083

2nd Revised Sheet 6-86
Replacing 1st Revised Sheet 6-86

ACCESS SERVICE

6. Switched Access Service (Cont'd)

6.7 Service Provisioning (Cont'd)

6.7.8 Transmission Specifications (Cont'd)

(A) Line Side and Trunk Side Switched Access Service (Cont'd)

(RT)

FGD and BSA-D

When FGD or BSA-D are routed directly to the end office either Type B or Type C transmission specifications are provided. When FGD or BSA-D are routed via an access tandem, only Type A is provided. Type A and B transmission specifications are provided with interface groups 2 through 9. Type C transmission specifications are provided with interface group 1. Type A transmission specifications are provided on the transmission path from the access tandem to the end office.

Type DA data transmission parameters are provided for the transmission path between the customer's premises and the access tandem and between the access tandem and the end office. Type DB data transmission parameters are provided for the transmission path between the customer's premises and the end office when directly routed to the end office.

(RT)

(B) DNAL BSA Switched Access Service

For the DNAL BSA, transmission specifications are set forth in Technical Reference TR-NPL-000336.

Access Service Tariff

Cause No. PUD 200600267
Order No. 534934
Tracking No. OK-06-183

1st Revised Sheet 6-87
Replacing Original Sheet 6-87

ACCESS SERVICE

6. Switched Access Service (Cont'd)

6.7 Service Provisioning (Cont'd)

6.7.9 Supervisory Signaling

The customer's facilities shall provide the necessary on-hook/ off-hook and answer and disconnect supervision.

6.7.10 Testing

Two broad categories of testing are available for Switched Access services. These are: Acceptance Tests and In-Service Tests.

(A) Acceptance Tests

(RT) Acceptance tests are tests that are performed during the installation of a Switched Access service. These tests are cooperative tests between the Company and the customer and they are performed at the customer's request at the time of installation. Acceptance Tests are available for feature group and BSA Switched Access Services as well as for the facilities available with Switched Transport Service. There is no charge for Acceptance Testing.

(RT) For line side and trunk side feature groups and BSAs and for Voice Grade Switched Transport facilities, the Company will test the following parameters:

- loss
- C-notched noise
- 3-tone slope
- d.c. continuity
- operational signaling

For DNAL BSA, acceptance tests will include tests for the parameters applicable to the service as specified by the customer in the order for service.

For DS1 and DS3 Switched Transport facilities, acceptance tests will include tests for the parameters applicable to the service as specified in Technical Reference TP 76625.

When Switched Transport is provided with interface groups 2 through 9 and the transport termination is two-wire (i.e., there is a four-wire to two-wire conversion in the transport), balance parameters (equal level echo path loss) may also be tested.

In addition to the acceptance tests described above, Additional Cooperative Acceptance Testing for which charges do apply is available as described in 13.3.6 (Testing Services for Switched Access Service) for line or trunk side feature groups and BSAs. Additional Cooperative Acceptance Testing is also available for DNAL BSA and Switched Transport facilities as set forth in 13.3.7 (Testing Services for Special Access Service).

Access Service Tariff

Cause No. PUD 201300200
Order No. 622275
Tracking No. OK-13-0083

2nd Revised Sheet 6-88
Replacing 1st Revised Sheet 6-88

ACCESS SERVICE

6. Switched Access Service (Cont'd)

6.7 Service Provisioning (Cont'd)

6.7.10 Testing (Cont'd)

(B) In-Service Testing

In-Service tests are tests which are performed after acceptance of the Switched Access service by the customer. Such tests include Automatic Scheduled Testing, Cooperative Scheduled Testing, Manual Scheduled Testing, and Nonscheduled Testing. These In-Service Tests are available for Switched Access line side and trunk side feature groups and BSAs as set forth in 13.3.6 (Testing Services for Switched Access Service). For DNAL BSA and Switched Transport facilities, these In-Service tests are available as set forth in 13.3.7 (Testing Services for Special Access Service).

When SS7 Signaling is ordered, network compatibility and other operational tests will be performed cooperatively by the Company and the customer as specified in TP-76638 Signaling System 7 Network Interface Specifications, Supplement No. 2, TR-TSV-000905.

The following In-Service testing capabilities are available on an ongoing basis for the services provided under this tariff as described below:

FGA and BSA-A

In the terminating direction where equipment is available, FGA and BSA-A are provided with:

- seven digit access to balance (100 type) test line, and
- milliwatt (102 type) test line.

(RT)

FGB, FGD, BSA-B and BSA-D

(RT)

In the terminating direction where equipment is available, FGB, FGD, BSA-B and BSA-D are provided with:

- seven digit access to balance (100 type) test line,
- milliwatt (102 type) test line,
- nonsynchronous or synchronous test line,
- automatic transmission measuring (105 type) test line,
- data transmission (107 type) test line,
- loop around test line,
- short circuit test line, and
- open circuit test line.

Access Service Tariff

Cause No. PUD 200600267
Order No. 534934
Tracking No. OK-06-183

1st Revised Sheet 6-89
Replacing Original Sheet 6-89

ACCESS SERVICE

6. Switched Access Service (Cont'd)

6.7 Service Provisioning (Cont'd)

6.7.11 Network Management

(RT) The Company will administer its network to insure the provision of acceptable service levels to all telecommunications users of the Company's network services. Generally, service levels are considered acceptable only when both end users and customers are able to establish connections with little or no delay encountered within the Company network.

(RT) The Company maintains the right to apply protective controls (i.e., those actions, such as call gapping) which selectively cancel the completion of any traffic carried over the Company's network, including that associated with a customer's Switched Access Service. Generally, such protective measures would only be taken as a result of occurrences such as failure or overload of Company or customer facilities, natural disasters, mass calling or national security demands. In the event that the protective controls applied by the Company result in the complete loss of service to the customer, the customer may be granted a credit allowance in conjunction with the regulations specified in 2.5.6 (Credit Allowance for Service Interruptions).

6.7.12 Media Stimulated Mass Calling Events

(RT) When Switched Access Service is utilized to provide services for which a substantial call volume is anticipated during a short period of time (e.g., 800, 900, ACIS, opinion polls or POTS calls placed in response to television and radio advertising), the customer shall provide notification of such an event to the Company at least 24 hours in advance of the peak period. Such notification shall include the nature, time, duration and the frequency of the event, as well as estimated call volume and the telephone number(s) to be utilized.

(RT) The Company will utilize such information to administer its network in a manner that minimizes the impact of traffic surges due to media stimulated mass calling events. Failure to provide such notification may cause excessive network congestion which could result in a complete loss of service to the customer. If the Company has not received required notification at least 24 hours in advance of the event, and a service interruption occurs, a credit allowance as specified in 2.5.6(C) (When a Credit Allowance Does Not Apply) will not apply.

Access Service Tariff

Cause No. PUD 200600267
Order No. 534934
Tracking No. OK-06-183

1st Revised Sheet 6-90
Replacing Original Sheet 6-90

ACCESS SERVICE

6. Switched Access Service (Cont'd)

6.7 Service Provisioning (Cont'd)

6.7.13 Design Layout Report

(RT) At the request of the customer, the Company will provide to the customer a Design Layout
(RT) Report showing the makeup of the Company facilities and services provided from the customer's premises to the first point of switching. The Design Layout Report will be provided to the customer at no charge and will be reissued or updated whenever these facilities are materially changed.

6.7.14 Provision of Service Performance Data

(RT) Subject to availability, end-to-end service performance data available to the Company through its own service evaluation routines may also be made available to the customer based on previously arranged intervals and format for line side and trunk side Switched Access Service. This data provides information on overall end-to-end call completion and non-completion performance, e.g., customer equipment blockage, failure results and transmission performance. This data does not include service performance data which is provided under other tariff sections, e.g., testing service results. If data is to be provided in other than paper format, the charges for such exchange will be determined on an Individual Case Basis.

6.7.15 Trunk Group Measurement Reports

(RT) The Company will make available to customers Trunk Group Measurement Reports showing trunk group data in the form of offered load. Offered load represents measured CCS (100 call seconds) that has been adjusted to consider the effects of overflow and retries. These Trunk Group Measurement Reports, provided in a standard report format, provide outputs from the Trunk Serving System (TSS) that the Company uses in its own trunk engineering process. The Trunk Group Measurement Reports will be made available to the customer on a semiannual basis at no additional charge.

6.7.16 Percent Direct Routed Factor

(RT) A percent direct routed (PDR) factor is a Company developed factor for assigning originating FGB and BSA-B traffic to a tandem route or to a direct route. PDR factors will be used by
(RT) the Company for all originating FGB and BSA-B traffic dated prior to July 1, 1994. For FGB and BSA-B traffic dated July 1, 1994 and beyond, PDR factors will be used for traffic
(RT) originating from Company end offices that lack the measuring capabilities needed to distinguish tandem-routed traffic from direct-routed traffic.

ACCESS SERVICE

6. Switched Access Service (Cont'd)

6.7 Service Provisioning (Cont'd)

6.7.16 Percent Direct Routed Factor (Cont'd)

The PDR factor is expressed as a whole number from 0 (zero) to 100 (one hundred) with 100 representing all traffic as direct routed. End offices for which a PDR factor is developed are listed in the NECA Tariff F.C.C. No. 4.

Monthly PDR factors will be developed and applied on a per customer per end office basis as set forth following:

- (a) Determine the total number of measured originating FGB or BSA-B access minutes of use during the current billing period.
- (b) Determine the average number of originating direct-routed FGB or BSA-B trunks provided during the current billing period.
- (c) For each one-way originating direct-routed FGB and BSA-B trunk identified in (b) preceding, assume a total of 9,000 access minutes of use per month. For each two-way direct-routed FGB and BSA-B trunk identified in (b) preceding, assume a total of 4,500 access minutes of use per month.
- (d) Calculate the PDR factor as follows:

If the number of assumed minutes of use developed in (c) preceding is greater than the total number of measured originating access minutes developed in (a) preceding, the PDR factor will be 100%.

If the number of assumed minutes of use developed in (c) preceding is not greater than the total number of measured originating access minutes developed in (a) preceding, divide the number of assumed minutes by the total number of measured minutes for FGB or BSA-B and multiply by 100 to obtain the PDR factor. Use conventional rounding to obtain a whole number.

- (e) Multiply the total number of measured minutes determined in (a) preceding by the percentage calculated in (d) preceding to determine the number of derived FGB or BSA-B originating minutes to be billed as direct routed. For the number of minutes to be billed as tandem routed, subtract the derived direct-routed minutes from the total number of minutes that were calculated in (a) preceding.

FGB and BSA-B traffic originating from Mobile Access Tandem Connections and TRIS must be tandem routed. Such traffic, as well as any associated trunk groups are not included in the development of a PDR factor.

Access Service Tariff

Cause No. PUD 200600267
Order No. 534934
Tracking No. OK-06-183

1st Revised Sheet 6-92
Replacing Original Sheet 6-92

ACCESS SERVICE

6. Switched Access Service (Cont'd)

6.7 Service Provisioning (Cont'd)

6.7.17 Percent Tandem Signaling Factor

- (RT) A percent tandem signaling (PTS) factor is a customer-provided factor utilized for billing of originating traffic associated with the tandem signaling feature specified in 6.6.1 (Switched Transport Features). For originating traffic where the Company can determine from the call record that the call is routed to a tandem signaling customer tandem, the Company will bill according to such data. For originating traffic where the Company cannot determine from the call record that the call is routed to either a tandem signaling customer tandem or a Company tandem, the Company will utilize an originating PTS factor to determine whether such usage will be billed as usage routed to a Company access tandem or usage routed to a tandem signaling customer tandem.
- (RT) Upon ordering the tandem signaling feature, the tandem signaling customer must provide the Company with an originating PTS factor. The PTS factor is expressed as a whole number from 0 (zero) to 100 (one hundred) with 100 representing all traffic as traffic routed to a tandem signaling customer tandem. The PTS report shall reflect a percentage of originating access minutes for each end office or LATA from which the tandem signaling customer may originate traffic. If a LATA-level PTS factor is provided by the tandem signaling customer, the specified percentage will be applied to all end offices to which the tandem signaling customer may originate traffic within the LATA or to those end offices for which an end office-level PTS is not provided. If a tandem signaling customer does not provide the Company with an originating PTS report, the Company will designate a PTS factor of 0%.
- (RT) The PTS factor must be furnished via a letter. PTS factors provided via letter will be kept on file and the tandem signaling customer can designate when such PTS factors are to apply to new or existing services. The tandem signaling customer may provide an updated PTS report. Upon receipt by the Company, the revised report will serve as the basis for future billing and will be effective on the next bill date for that service. No prorating or backbilling will be done based on the report. The revised report will be used by the Company to apportion usage until a subsequent revised report is received.
- (RT)

Access Service Tariff

Cause No. PUD 200600267
Order No. 534934
Tracking No. OK-06-183

1st Revised Sheet 6-93
Replacing Original Sheet 6-93

ACCESS SERVICE

6. Switched Access Service (Cont'd)

6.7 Service Provisioning (Cont'd)

6.7.18 Tandem Signaling Terminating Billing Data

(A) Report Requirements

- (RT) Where the Company has been requested to bill more than one customer per terminating trunk group, the tandem signaling customer is required to provide the Company with terminating billing data for all usage representing terminating access minutes at Company end offices. This terminating billing data must be in the form of individual call records in the standard Expanded Message Interface (EMI) format. A description of the required call record and the fields contained are set forth in Bellcore Publication SR-STIS-000320, Message Interface. It is the responsibility of the tandem signaling customer to provide to the Company via electronic transmission [for T-TRAN or Network Data Mover (NDM)] or U.S. Mail or other mail service (for 9 or 18 Track Tape) on a current basis [to be received within 4 (four) business days of the completion of the individual call record.
- (RT) |
- (RT) The tandem signaling customer will also be required to provide a monthly summary of the previous month's terminating billing data, to be received by the Company by the 15th calendar day of the month. For each tape submitted during the previous month, the summary report will list invoice number and the date the tape was transmitted to the Company. The number of minutes and number of messages must be listed for each CIC and according to the calendar date of the usage.]
- (RT)
- (RT) The Company will work cooperatively with the tandem signaling provider when the Company has not received the terminating billing data or the terminating billing data provided to the Company is unusable for billing.
- (RT)
- (RT) If the Company has not been able to resolve the discrepancy with the tandem signaling customer within 30 (thirty) calendar days, the Company will use its terminating call record to bill the terminating usage to the tandem signaling customer.

Access Service Tariff

Cause No. PUD 200600267
Order No. 534934
Tracking No. OK-06-183

1st Revised Sheet 6-94
Replacing Original Sheet 6-94

ACCESS SERVICE

6. Switched Access Service (Cont'd)

6.7 Service Provisioning (Cont'd)

6.7.18 Tandem Signaling Terminating Billing Data (Cont'd)

(B) Report Verification

- (RT) When a tandem signaling customer provides terminating billing data as set forth preceding, the Company may, on written request by Certified U.S. mail (return receipt requested), require the tandem signaling customer to provide call detail records which will be audited to substantiate the terminating billing data provided to the Company. The Company may request this detailed information twice annually. If the audit results represent what the Company considers to be a substantial deviation from the Company's termination call detail for the period upon which the audit was based, and that deviation is not due to seasonal changes or other identifiable reasons, the call detail records may be requested more than once annually. The Company will request that the call detail records be made available to an independent auditor or the Company within thirty (30) days of the request at an agreed upon location during normal business hours.
- (RT)
- (RT)
- (RT)
- (RT)
- (RT) If the tandem signaling customer fails to comply with this request, the Company may refuse additional applications for service and/or refuse to complete any pending orders for service for a period of 30 days as set forth in 2.1.6(A)(1) preceding. If, at the conclusion of 30 days, the tandem signaling customer still does not comply with this request, the Company may discontinue the provision of the services to the tandem signaling customer as specified in 2.1.6(A)(2) preceding.
- (RT)

(1) Audit Verification Process

The audit verification process and responsible party(ies) for payment of audit expenses will be determined as set forth in (a) or (b) following:

- (RT) (a) If the Company and the tandem signaling customer mutually agree upon an independent auditor and party(ies) responsible for payment of the audit expenses, both parties will be bound by such agreement; or
- (b) The tandem signaling customer may select the independent auditor and pay all audit expenses.

Access Service Tariff

Cause No. PUD 200600267
Order No. 534934
Tracking No. OK-06-183

1st Revised Sheet 6-95
Replacing Original Sheet 6-95

ACCESS SERVICE

6. Switched Access Service (Cont'd)

6.7 Service Provisioning (Cont'd)

6.7.18 Tandem Signaling Terminating Billing Data (Cont'd)

(B) Report Verification (Cont'd)

(1) Audit Verification Process (Cont'd)

(RT) If the audit verification process is not conducted as set forth in (a) or (b) preceding, the Company may select the independent auditor and pay all expenses or, in lieu of using an independent auditor, may require that the tandem signaling customer's call detail records used to substantiate the terminating billing data be supplied to the Company at a specified location within thirty (30) days of the request for verification purposes.

(2) Maintenance of Customer Records

(RT) The tandem signaling customer shall retain and maintain call detail records, for a minimum 24 month period, that substantiate the terminating bill data provided to the Company as set forth preceding. Such call detail records (i.e., workpapers and/or backup documentation, including paper, magnetic tapes or any other form of records for billed tandem signaling customer traffic) shall consist of call information, including call terminating address (i.e., called number), the call duration, the trunk groups or access lines over which the call is routed and the point at which the call enters the tandem signaling customer's network.

(RT) If the Company determines that the tandem signaling customer's records, worksheets and backup documentation are insufficient or, if the tandem signaling customer does not provide the call detail records in accordance with the provisions set forth in this tariff, the Company shall request the call detail records on a prospective basis, not to exceed a three (3) month period.

(C) Audit Results

(RT) Audit results will be furnished to the customer and the Company via Certified U.S. Mail (return receipt requested). If the customer provided terminating billing data substantially deviates from the audit results (either overreported or underreported), and that deviation is not due to seasonal changes or other identifiable reasons, the Company will adjust the amount of access minutes billed based upon the audit results.

Access Service Tariff

Cause No. PUD 200600267
Order No. 534934
Tracking No. OK-06-183

1st Revised Sheet 6-96
Replacing Original Sheet 6-96

ACCESS SERVICE

6. Switched Access Service (Cont'd)

6.7 Service Provisioning (Cont'd)

6.7.18 Tandem Signaling Terminating Billing Data (Cont'd)

(D) Contested Audits

- (RT) When a terminating billing data audit is conducted by the Company or an independent auditor
(RT) selected by the Company, the audit results will be furnished to the tandem signaling customer
by Certified U.S. Mail (return receipt requested). The tandem signaling customer may contest
the audit results by providing written notification, by Certified U.S. Mail (return receipt
(RT) requested), to the Company within fifteen (15) calendar days from the date the audit report is
furnished to the tandem signaling customer by Certified U.S. Mail (return receipt requested).
When a terminating billing data audit is conducted by an independent auditor selected by the
(RT) tandem signaling customer, the audit results will be furnished to the Company by Certified
(RT) U.S. Mail (return receipt requested). The Company may contest the audit results by providing
written notification, by Certified U.S. Mail (return receipt requested), to the tandem signaling
customer within fifteen (15) calendar days from the date the audit report is furnished to the
(RT) Company by Certified U.S. Mail (return receipt requested).
- (RT) Contested audits will be resolved by a neutral arbitrator mutually agreed upon by the
| Company and the tandem signaling customer. The arbitration hearing will be conducted in a
(RT) state or location within the Company operating territory where the tandem signaling customer
maintains a principle or significant presence or a state and location within the Company
operating territory that is mutually agreed upon by both parties. The arbitration proceeding
shall be governed by the law (both statutory and case) of the state in which the arbitration
hearing is held, including, but not limited to, the Uniform Arbitration Act, as adopted in that
state. The arbitrator shall determine the tandem signaling customer's appropriate terminating
billing data.

ACCESS SERVICE

6. Switched Access Service (Cont'd)

6.7 Service Provisioning (Cont'd)

6.7.18 Tandem Signaling Terminating Billing Data (Cont'd)

(D) Contested Audits (Cont'd)

Prior to the arbitration hearing, each party shall notify the arbitrator of the terminating access minutes which that party believes to be correct. The arbitrator, in deciding, may adopt the terminating access minutes of either party or may adopt terminating access minutes different from those proposed by the parties. If the arbitrator adopts terminating access minutes proposed by one of the parties, the other party (whose terminating access minutes was not adopted) shall pay all costs of the arbitration. If the arbitrator adopts terminating access minutes higher than either of the terminating access minutes proposed by the parties, then the party proposing the lower terminating access minutes shall pay all costs of the arbitration. If the arbitrator adopts terminating access minutes lower than either of the terminating access minutes proposed by the parties, then the party proposing the higher terminating access minutes shall pay all costs of the arbitration. If the arbitrator adopts terminating access minutes which falls between the two amounts adopted by the parties, then the parties shall each pay one-half of the arbitration costs.

(RT) Absent written notification, within the timeframe noted above, the tandem signaling customer must comply with the provisions set forth in (B) preceding. If the tandem signaling customer fails to comply with these provisions, the Company may refuse additional applications for service and/or refuse to complete any and all pending orders for service for a period of 30 days as set forth in 2.1.6(A)(1) preceding. If, at the conclusion of 30 days, the tandem signaling customer still does not comply with the provisions set forth in 2.4.1(E), the Company may discontinue the provision of the services to the tandem signaling customer as specified in 2.1.6(A)(2) preceding.

6.8 Rate Regulations

This section contains the specific regulations governing the rates and charges that apply for Switched Access Service.

There are three types of rates and charges that apply to the various rate elements for Switched Access Service. These are nonrecurring charges, monthly recurring rates (including fixed and per mile rates) and usage rates.

Access Service Tariff

Cause No. PUD 200600267
Order No. 534934
Tracking No. OK-06-183

3rd Revised Sheet 6-98
Replacing 2nd Revised Sheet 6-98

ACCESS SERVICE

6. Switched Access Service (Cont'd)

6.8 Rate Regulations (Cont'd)

Specific rates and charges are set forth in 6.9 (Rates and Charges). Jurisdictional Report Requirements are set forth in 2.4 (Jurisdictional Reports). Ordering, rating and billing procedures as specified in 2.6 (Jointly Provided Access Service) will apply for access services where more than one exchange telephone company is involved.

Rates and charges for services other than Switched Access Service, e.g., a customer's interLATA toll message service, may also be applicable when Switched Access Service is used in conjunction with these other services, as described in 6.8.14 (Non-Access Charges).

6.8.1 Rate Elements

The following provides a list of the various rate elements and how the rate elements are defined.

- (RT) - Common Line [described in Section 3 (Carrier Common Line Access Service)
- (RT) - Entrance Facility (as described in (A) following)
- Direct-Trunked Transport (as described in (B) following)
- Tandem-Switched Transport (as described in (C) following)
- Local Switching (described in (D) following)
- Information Surcharge (described in (F) following)
- DNAL Termination (described in (G) following)
- DNAL Mileage (described in (H) following)

(A) Entrance Facility

The Entrance Facility rate element provides for an Entrance Facility as described in 6.5 (Switched Transport Services). The Entrance Facility rate element includes the transmission medium of the facility (e.g., wire or fiber) as well as certain circuit equipment that is used at the ends of the facility and employed to provision the channels on the transmission medium.

Access Service Tariff

Cause No. PUD 200600267
Order No. 534934
Tracking No. OK-06-183

3rd Revised Sheet 6-99
Replacing 2nd Revised Sheet 6-99

ACCESS SERVICE

6. Switched Access Service (Cont'd)

6.8 Rate Regulations (Cont'd)

6.8.1 Rate Elements (Cont'd)

(A) Entrance Facility (Cont'd)

The Entrance Facility rate element also includes an Interface Group which defines the technical characteristics and types of signaling capability associated with the connection (i.e., voice grade, DS1 or DS3) that comprises the Entrance Facility.

(B) Direct Trunked-Transport

(RT) The Direct-Trunked Transport rate element provides for a Direct-Trunked Transport facility as set forth in 6.5 (Switched Transport Services). The Direct-Trunked Transport rate element includes the transmission facilities between the Company's serving wire center and an end office when such facilities are not switched through an access tandem. This includes the transmission medium itself (e.g., wire or fiber) as well as certain circuit equipment that is used at the ends of the interoffice links and employed to provision the channels on the transmission medium and circuit equipment used within the network to manage the circuits at intermediate locations.

(RT) The Direct-Trunked Transport rate element also provides for the transmission facilities between the Company's serving wire center and a hub office other than a serving wire center.

The Direct-Trunked Transport rate element can also be used to provide the transmission facilities between a serving wire center and an access tandem for tandem routed services.

(C) Tandem-Switched Transport

(RT) The Tandem-Switched Transport rate element provides for a Tandem-Switched Transport facility as set forth in 6.5 (Switched Transport). The Tandem-Switched Transport rate element includes the transmission facilities between the Company's serving wire center and an end office that is switched through a tandem. Tandem-Switched Transport is composed of five subelements:
(C)

Access Service Tariff

Cause No. PUD 200600267
Order No. 534934
Tracking No. OK-06-183

3rd Revised Sheet 6-100
Replacing 2nd Revised Sheet 6-100

ACCESS SERVICE

6. Switched Access Service (Cont'd)

6.8 Rate Regulations (Cont'd)

6.8.1 Rate Elements (Cont'd)

(C) Tandem-Switched Transport (Cont'd)

- Tandem-Switched Transmission:
Tandem-Switched Transmission provides for the transmission facilities from the access tandem to the end office where calls are switched to originate or terminate. Tandem switching rates are set forth in 6.8.3 (Monthly Recurring and Usage Rates).

Tandem-Switched Transmission includes the transmission medium itself (e.g., wire or fiber) as well as certain circuit equipment that is used at the ends of the interoffice links and employed to derive the channels on the transmission medium and circuit equipment used within the network to manage the circuits at intermediate locations.

(RT)

The Tandem-Switched Transmission subelement also provides for certain interoffice links that are provided for the common use of all customers but which are not switched through an access tandem (such as the interoffice links used to terminate FGA and BSA-A from the dial tone office to the terminating end office). When Tandem-Switched Transmission is applied to such transport, the Company will identify such transport as Common Transport to clarify that the interoffice links were not switched through an access tandem.

When both Tandem-Switched Transmission and Common Transport are applicable, mileage is measured separately.

(AT)

- Host Remote
The Host Remote Transmission subelement provides for certain interoffice links that are provided for the common use of all customers but which are not switched through an access tandem. When both Tandem-Switched Transmission and Host Remote Transmission are applicable, mileage is measured separately.

Access Service Tariff

Cause No. PUD 200600267
Order No. 534934
Tracking No. OK-06-183

2nd Revised Sheet 6-100.1
Replacing 1st Revised Sheet 6-100.1

ACCESS SERVICE

6. Switched Access Service (Cont'd)

6.8 Rate Regulations (Cont'd)

6.8.1 Rate Elements (Cont'd)

(C) Tandem-Switched Transport (Cont'd)

(RT)

- Tandem Switching:
Tandem Switching provides for use of the Company's access tandem.
- Tandem End Office Multiplexing:
Tandem Multiplexing provides for the multiplexing equipment functionality on the end office side of the tandem switch and for terminating FGA/BSA-A minutes between the dial tone office and the end office.
- Dedicated Tandem Trunk Port:
The Dedicated Tandem Trunk Port provides for the port associated with each dedicated trunk terminating on the serving wire center side of the access tandem.

(D) Local Switching

The Local Switching rate elements as described in (1) through (3) following, provide for the local end office switching and end user termination functions necessary to complete the transmission of Switched Access communications to and from the end users served by the local end office. When local switching functions are not used in the provision of a Switched Access service, such as calls originating from or terminating to a Mobile Access Tandem Connection, local switching rates will not apply.

ACCESS SERVICE

6. Switched Access Service (Cont'd)

6.8 Rate Regulations (Cont'd)

6.8.1 Rate Elements (Cont'd)

(D) Local Switching (Cont'd)

- (1) The Local Switching rate element provides for the following functions.

Common Switching - Local end office switching associated with the various feature group and basic serving arrangements switching arrangements.

Transport Termination - Line or trunk side arrangements which terminate the Local Transport facilities.

Line Termination - Terminations for the end user lines terminating in the local end office. There are two types of line terminations: Common Line terminations and WATS Access Line Service terminations.

(AT)
(RT)

Intercept - Termination of certain calls at a Company intercept recording. The recording tells a caller that a call, as dialed, could not be completed.

During the transition period in which Switched Access Services are provided as either feature groups or as basic serving arrangements, Local Switching is available on a bundled or unbundled basis. Bundled Local Switching rates will apply to Switched Access Services provided as feature groups. Unbundled Local Switching rates will apply to Switched Access Services provided as basic serving arrangements. When the feature groups are abolished at the end of this transitional period, Local Switching will only be provided on an unbundled basis. Bundled and Unbundled Local Switching rates are divided into two distinct categories, i.e., LS1 and LS2.

- (2) The Dedicated End Office Port provides for each dedicated line or trunk terminating in the end office port.
- (3) The Shared End Office Trunk Port rate element provides for the use of the shared end office trunk ports for termination of common transport trunks for tandem routed traffic.

Access Service Tariff

Cause No. PUD 200600267
Order No. 534934
Tracking No. OK-06-183

3rd Revised Sheet 6-102
Replacing 2nd Revised Sheet 6-102

ACCESS SERVICE

6. Switched Access Service (Cont'd)

6.8 Rate Regulations (Cont'd)

6.8.1 Rate Elements (Cont'd)

(E)

(F) Information Surcharge

The Information Surcharge rate element provides for white page publication.

(G) DNAL Termination

(RT) The DNAL Termination rate element provides for the communications path between a customer's designated premises and the Company switch where the DNAL terminates. Included as part of the DNAL Termination is a standard channel interface arrangement which defines the technical characteristics associated with the type of facilities to which the Switched Access Service is to be connected at the point of termination.

(H) DNAL Mileage

(RT) The DNAL Mileage rate element provides for the transmission facilities between the serving wire center of the customer's designated premises and the Company switch where the DNAL terminates.

(I) High Cost Support Fund Surcharge (HCF)

The High Cost Support Fund (HCF) surcharge is per Commission Order 399040 dated January 30, 1996, issued on Cause No. PUD 950000117. This surcharge is applicable to end users.

6.8.2 Nonrecurring Charges

Nonrecurring charges are one-time charges that apply for a specific work activity (i.e., installation or change to an existing service.) Nonrecurring charges are applicable for installation of services, installation of features, installation of BSEs and for certain service rearrangements. In addition, an Access Order Charge may be applicable as specified in 5.3.1 (Access Order Charges).

Access Service Tariff

Cause No. PUD 201300200
Order No. 622275
Tracking No. OK-13-0083

2nd Revised Sheet 6-103
Replacing 1st Revised Sheet 6-103

ACCESS SERVICE

6. Switched Access Service (Cont'd)

6.8 Rate Regulations (Cont'd)

6.8.2 Nonrecurring Charges (Cont'd)

(A) Nonrecurring Charges for Installation of Service

(1) Installation Charges

(RT) These nonrecurring charges apply to the installation of each feature group service (FGA, FGB and FGD), each basic serving arrangement (BSA-A, BSA-B and BSA-D), each DNAL, and each Switched Transport facility (Entrance Facility, Direct-Trunked Transport facility and Tandem-Switched Transport facility) as follows:

- For FGA and BSA-A, the per line installation charge is applicable on a first and additional basis.
- (RT) - For trunk side feature groups and BSA services (FGB, FGD, BSA-B and BSA-D), the per trunk installation charge is applicable on a first and additional basis.
- For DNAL BSA, the per point of termination installation charge is applicable on a per channel, first and additional basis.
- For Switched Transport services (Entrance Facility, Direct-Trunked Transport and Tandem-Switched Transport), installation charges are applied on a first and additional basis by connection type.

(a) Connection Type

For Voice Grade connections, the per channel installation charge is applicable.

For DS1 connections, the per DS1 installation charge is applicable.

For DS3 connections, the per DS3 installation charge is applicable.

For each Entrance Facility, Direct-Trunked Transport facility or Tandem-Switched Transport facility installed, a nonrecurring charge applies to each connection type requested, except as set forth following:

Access Service Tariff

Cause No. PUD 201300200
Order No. 622275
Tracking No. OK-13-0083

3rd Revised Sheet 6-104
Replacing 2nd Revised Sheet 6-104

ACCESS SERVICE

6. Switched Access Service (Cont'd)

6.8 Rate Regulations (Cont'd)

6.8.2 Nonrecurring Charges (Cont'd)

(A) Nonrecurring Charges for Installation of Service (Cont'd)

(1) Installation Charges (Cont'd)

(a) Connection Type (Cont'd)

- When the Entrance Facility and its interconnecting interoffice transport facility are installed at the same time with the same connection type (i.e., a multiplexer is not required for the interconnection) the nonrecurring charge to install the Entrance Facility will include the installation for the corresponding connection type of the other facility.
- When Direct-Trunked Transport or Tandem-Switched Transport is installed in a multiplexed arrangement, nonrecurring charges will not apply for the installation of connection types having zero mileage.

When Tandem Switched Transport facilities are installed, the nonrecurring charges will be those for Direct-Trunked Transport. The Tandem Switching rate is set forth in 6.8.3 (Monthly Recurring and Usage Rates).

(b) First and Additional

An installation charge is applicable on a first and additional line, trunk, DNAL termination, channel or connection type basis. If a customer orders multiple lines, trunks, DNAL terminations, channels or connection types on the same access order, the first line, trunk, DNAL termination, channel or connection type is assessed the "first" installation charge and each additional line, trunk, DNAL termination, channel or connection type is assessed the "additional" installation charge.

(RT)

If a FGD or BSA-D customer is adding capacity to the existing service and the order does not require the installation of an additional trunk(s), an installation charge does not apply.

Access Service Tariff

Cause No. PUD 200600267
Order No. 534934
Tracking No. OK-06-183

1st Revised Sheet 6-105
Replacing Original Sheet 6-105

ACCESS SERVICE

6. Switched Access Service (Cont'd)

6.8 Rate Regulations (Cont'd)

6.8.2 Nonrecurring Charges (Cont'd)

(A) Nonrecurring Charges for Installation of Service (Cont'd)

(2) 900 Access Service NXX Activation Charge

This nonrecurring charge applies for the activation of each 900 Access Service NXX code subsequent to the customer's initial request for activation of 900 NXX code(s) within the LATA. The "first" charge applies to the activation of the first NXX code listed on the request per each equal access end office within the LATA. The "additional" charge applies to the activation of each additional NXX code(s) listed on the request per each equal access end office within the LATA. The entity that has been assigned the 900 NXX code(s) by Bellcore will be responsible for the 900 Access Service NXX Activation Charge(s) associated with that code(s).

When the customer orders 0+900 Access Service, the 900 Access Service NXX Activation Charge will always apply per NXX code within the LATA in addition to the 0+900 Access Service Installation Nonrecurring Charge as set forth in 6.9 (Rates and Charges).

(3) 0+900 Access Service Installation Nonrecurring Charge

The 0+900 Access Service Installation Nonrecurring Charge applies to customers who request 0+900 Access Service. The nonrecurring charge will apply on a per end office basis for those end offices within the LATA that require modification to allow 0+900 dialing. The nonrecurring charge will apply whether the request for 0+900 Access Service is concurrent with or subsequent to the initial activations of the NXX code(s).

In addition to the 0+900 Access Service Installation Nonrecurring Charge, the 900 Access Service NXX Activation Charge will apply as set forth in (2) preceding. If the customer requests to receive 0+900 Access Service at the time of subsequent activation of 900 NXX code(s), the 900 Access Service NXX Activation Charge will apply to all new and existing NXX's to be activated.

(B) Nonrecurring Charges for Installation of Features

- (1) A nonrecurring charge applies, per Carrier Identification Code (CIC), when the following features are installed, whether concurrent with or subsequent to the installation of a trunk or trunk group.

Access Service Tariff

Cause No. PUD 200600267
Order No. 534934
Tracking No. OK-06-183

1st Revised Sheet 6-106
Replacing Original Sheet 6-106

ACCESS SERVICE

6. Switched Access Service (Cont'd)

6.8 Rate Regulations (Cont'd)

6.8.2 Nonrecurring Charges (Cont'd)

(B) Nonrecurring Charges for Installation of Features (Cont'd)

(1) (Cont'd)

- (a) The nonrecurring charge for the following features applies on a per Carrier Identification Code (CIC), per end office basis. When direct routed or tandem routed, the first end office charge always applies. When the feature is requested for multiple end offices on the same access order, the additional end office charge applies per additional end office. For the Carrier Identification Code International Carrier features when tandem routed, a tandem charge applies and is in addition to the end office charge. If more than one of the asterisked features is requested on the same access order, only the highest end office/tandem charge will apply.

In addition, charges to change or delete a CIC will be waived when such changes are incurred in conjunction with the return of a CIC to Bellcore.

Automatic Number Identification (for FGD*)

Carrier Identification Code

- Establish/Add (for FGD or BSA-D*)
- Change (for FGD or BSA-D*)
- Delete (for FGD or BSA-D)
- Establish/Add (for FGB or BSA-B)
- Change (for FGB or BSA-B)
- Delete (for FGB or BSA-B)

Carrier Selection Parameter (for FGD or BSA-D*)

Cut Through (for FGD, BSA-D*)

FGD or BSA-D with 950 Access*

Flexible Automatic Number Identification (for FGD*)

International Carrier Feature (for FGD, BSA-D*)

Overlap Outputting (for FGD, BSA-D*)

- (b) The nonrecurring charge for the following feature applies on a per end office basis. Whether direct routed or tandem routed, the first end office charge always applies. When the feature is requested for multiple end offices on the same access order, the additional end office charge always applies per end office.

Service Class Routing

Access Service Tariff

Cause No. PUD 201300200
Order No. 622275
Tracking No. OK-13-0083

2nd Revised Sheet 6-107
Replacing 1st Revised Sheet 6-107

ACCESS SERVICE

6. Switched Access Service (Cont'd)

6.8 Rate Regulations (Cont'd)

6.8.2 Nonrecurring Charges (Cont'd)

(B) Nonrecurring Charges for Installation of Features (Cont'd)

(1) (Cont'd)

- (c) When the following features are installed for a trunk group, the nonrecurring charge applies per trunk group.

Alternate Traffic Routing

- (RT) - Multiple Traffic Routing Systems (for FGB and FGD)
- End Office Alternate Routing (for FGB and FGD)

- (RT) Automatic Number Identification (for FGB and BSA-B)
Trunk Access Limitation

- (d) The nonrecurring charge for the following feature applies only when the feature is ordered subsequent to the CIC installation. When applicable, the nonrecurring charge is assessed on either a per tandem or a per end office basis. When tandem routed, only the tandem charge applies. When end office routed, only the end office charge applies.

Up to 7 Digits Outpulsing (for FGB, BSA-B)

- (2) A nonrecurring charge will not apply to install the following features:

- MicroLink I Access Capability
- Multifrequency Address Signaling
- Signaling System 7 Signaling
- 64 CCC
- Multiple 64 CCC

However, charges applicable to other features ordered in conjunction with the above nonchargeable features will apply.

- (3) A nonrecurring charge applies for the installation of the multiplexing feature as follows:

For the DS3 to DS1 multiplexing, a nonrecurring charge always applies to install this feature.

For DS1 to Voice Grade multiplexing, a nonrecurring charge applies only when this feature is installed to provide hubbing. Hubbing arrangements are described in 6.5.3 (Hubbing).

When the nonrecurring charge is applicable, it is applied on a per multiplexer basis.

Access Service Tariff

Cause No. PUD 200600267
Order No. 534934
Tracking No. OK-06-183

1st Revised Sheet 6-108
Replacing Original Sheet 6-108

ACCESS SERVICE

6. Switched Access Service (Cont'd)

6.8 Rate Regulations (Cont'd)

6.8.2 Nonrecurring Charges (Cont'd)

(B) Nonrecurring Charges for Installation of Features (Cont'd)

- (4) For all other features not listed above, a nonrecurring charge will apply only when these features are added or changed subsequent to the installation of the line or trunk.

(C) Nonrecurring Charges for Installation of Basic Service Elements (BSEs)

- (1) The nonrecurring charge for the following BSEs applies on a per Carrier Identification Code (CIC), per end office basis, except as noted in (2) following. When direct routed or tandem routed, the first end office charge always applies. When the BSE is requested for multiple end offices on the same access order (i.e., tandem routed), the additional end office charge applies per additional end office.

Automatic Number Identification (ANI)
Flexible Automatic Number Identification (Flex-ANI)

- (2) If more than one of the BSEs listed in 6.8.2(C)(1) above is requested on the same access order, only the highest end office charge will apply.

When a BSE listed in 6.8.2(C)(1) above is provisioned with BSA-D and one of the asterisked features in 6.8.2(B)(1)(a) is requested on the same access order, nonrecurring charges apply to the BSE only if it has the highest nonrecurring charge. If so, nonrecurring charges are assessed as set forth in (1) preceding.

- (3) A nonrecurring charge applies on a per trunk group basis when the following BSE is installed

Alternate Traffic Routing
- End Office Alternate Routing
- Multiple Traffic Routing

- (4) A nonrecurring charge applies on a first and additional per line basis for the following BSEs.

Multiline Hunt Group
- Circular Hunting
- Preferential Hunting
- Regular Line Hunting
Nonhunting Number Arrangement
Uniform Call Distribution Arrangement

ACCESS SERVICE

6. Switched Access Service (Cont'd)

6.8 Rate Regulations (Cont'd)

6.8.2 Nonrecurring Charges (Cont'd)

(C) Nonrecurring Charges for Installation of Basic Service Elements (BSEs) (Cont'd)

- (5) A nonrecurring charge applies on an initial and subsequent order basis per arrangement for the following BSEs.

Queuing

Remote Make Busy
Remote Make Busy - Trunk Side

- (6) A nonrecurring charge applies on an initial and subsequent order basis per announcement provided for the following BSE.

Recorded Announcements

(D) Nonrecurring Charges for Service Rearrangements

Service rearrangements are changes to existing services which do not result in either (1) a change in the minimum period requirements, or (2) a change in the physical location of the point of termination at the customer's premises or the customer's end user's premises.

Changes which result in (1) the establishment of new minimum period obligations are treated as a discontinuance of the existing service and an installation of a new service and all applicable nonrecurring charges will apply. Changes in (2) the physical location of the point of termination are treated as moves and are described and charged for as specified in 6.8.10 (Moves).

A change in the customer of record (i.e., existing Access Service is provided and billed to a different entity) is considered a service rearrangement when the new customer assumes liability for all current and prior charges for the service(s) and has complied with the regulations and conditions specified in 2.2.1 (Assignment and Transfer of Facilities). An Access Order Charge will apply when a change of customer name or a change in billing data (name, address, contact name, or telephone number) is requested in conjunction with a change in the customer of record as described in 5.3.1 (Access Order Charge).

When a customer requests one or more of the following service rearrangements, nonrecurring charges will apply as follows.

Access Service Tariff

Cause No. PUD 200600267
Order No. 534934
Tracking No. OK-06-183

2nd Revised Sheet 6-110
Replacing 1st Revised Sheet 6-110

ACCESS SERVICE

6. Switched Access Service (Cont'd)

6.8 Rate Regulations (Cont'd)

6.8.2 Nonrecurring Charges (Cont'd)

(D) Nonrecurring Charges for Service Rearrangements (Cont'd)

- (1) The following administrative changes will be made without charge to the customer, except where noted:
 - Change of customer name, (i.e., the customer of record does not change but rather the customer of record changes its name--e.g., ABC Communications to All Business Concepts Communications)
 - Change of customer's or customer's end user premises address when the change of address is not a result of a physical relocation of the service
 - Change in billing data (name, address, contact name or telephone number)
 - Change in agency authorization
 - Change of customer's or customer's end user contact name or contact telephone number
 - Change in jurisdiction
 - Change of transport service type designation (switched to special or vice versa) that does not require a physical change to the service
- (2) When a customer requests the following administrative changes, a nonrecurring charge will apply on a per line, per trunk group or per connection type basis when adding or changing the feature subsequent to the installation of the line or trunk. If more than one change is requested on the same Access Order, only one charge will apply per line or trunk group.
 - Change of Access Carrier Name Abbreviation (ACNA)
 - Change of Billing Account Number (BAN) (e.g., a customer request to categorize end users by city, town, etc. using specific blocks of Billing Account Numbers)
 - Change of Customer Circuit Identification (CKR)
- (3) Rearrangements of Switched Access features or BSEs will incur nonrecurring charges specific to the feature or BSE being rearranged.
- (4) Except as specified in 6.8.2(D)(7) and 6.8.2(D)(9) following, rearrangements of lines, trunks, channels or Switched Transport facilities will be treated as a discontinuance of the existing service and an installation of a new service and all applicable nonrecurring charges will apply as specified in 6.9 (Rates and Charges).

Access Service Tariff

Cause No. PUD 200600267
Order No. 534934
Tracking No. OK-06-183

2nd Revised Sheet 6-111
Replacing 1st Revised Sheet 6-111

ACCESS SERVICE

6. Switched Access Service (Cont'd)

6.8 Rate Regulations (Cont'd)

6.8.2 Nonrecurring Charges (Cont'd)

(D) Nonrecurring Charges for Service Rearrangements (Cont'd)

- (5) Rearrangements of the STP Port Termination utilized for CCS/SS7 Interconnection Service will be treated as a discontinuance of the existing service and an installation of a new service. The STP Port Termination Nonrecurring Charge will apply as specified in 23.4 (Rates and Charges).
- (6) Rearrangements to convert FGD or BSA-D trunks from the following arrangements will incur nonrecurring charge(s) specified in 6.9.2(E):
 - Multifrequency address (MF) signaling to SS7 signaling.
 - SS7 signaling to MF signaling.
 - MF signaling to SS7 signaling with 64 CCC.
 - MF signaling to SS7 signaling with 64 CCC and Multiple 64 CCC.
 - SS7 signaling to SS7 signaling with 64 CCC.
 - SS7 signaling to SS7 signaling with 64 CCC and Multiple 64 CCC.
 - SS7 signaling with 64 CCC to SS7 signaling with 64 CCC and Multiple 64 CCC.
 - Subsequent rearrangement of Multiple 64 CCC.
- (7) All other changes to existing services will be treated as a discontinuance of the existing service and an installation of a new service. The nonrecurring charges described in (A) preceding (Nonrecurring Charges for Installation of Service), will apply for this work activity.

(RT)

(RT)

6.8.3 Monthly Recurring and Usage Rates

Monthly rates (including fixed and per mile rates) are flat recurring rates that apply each month or fraction thereof that a specific rate element is provided. For billing purposes, each month is considered to have thirty (30) days.

Access Service Tariff

Cause No. PUD 201300200
Order No. 622275
Tracking No. OK-13-0083

2nd Revised Sheet 6-112
Replacing 1st Revised Sheet 6-112

ACCESS SERVICE

6. Switched Access Service (Cont'd)

6.8 Rate Regulations (Cont'd)

6.8.3 Monthly Recurring and Usage Rates (Cont'd)

Usage rates for each line or trunk are rates that apply on a per unit basis (e.g., per call, per access minute or per access minute per mile) when a specific rate element is used. Usage charges are accumulated over a monthly period.

Usage rates for FGD or BSA-D Service utilizing the Multiple 64 CCC feature will apply on a per unit basis. For Multiple 64 CCC, a unit represents a FGD or BSA-D trunk with 64 Kbps of bandwidth. The Multiple 64 CCC feature (n x 64 Kbps) is available in increments from 64 Kbps to 1536 Kbps bandwidth, where n may be from 1 to 24 and represents the incremental number of 64 Kbps of bandwidth per call.

Rates and charges for Switched Access Service depend generally on its use by the customer, i.e., for MTS or WATS services, MTS-WATS equivalent services or other services (e.g., foreign exchange service); the feature group or basic serving arrangement and whether the service is provided in an equal access or a non-equal access end office.

(A) Rate Application

(1) Bundled and Unbundled Local Switching LS1

When Bundled or Unbundled Local Switching rates apply, LS1 rates are assessed to:

(AT) FGA, BSA-A, FGB and BSA-B access minutes originating from or terminating to equal access end offices.

(RT)

(2) Bundled and Unbundled Local Switching LS2

(RT)

When Bundled or Unbundled Local Switching rates apply, LS2 rates are assessed to:

- (a) FGA, BSA-A, FGB and BSA-B access minutes that terminate on WATS Access Line Service provided at WATS serving offices equipped with equal access capabilities;

Access Service Tariff

Cause No. PUD 201300200
Order No. 622275
Tracking No. OK-13-0083

4th Revised Sheet 6-113
Replacing 3rd Revised Sheet 6-113

ACCESS SERVICE

6. Switched Access Service (Cont'd)

6.8 Rate Regulations (Cont'd)

6.8.3 Monthly Recurring and Usage Rates (Cont'd)

(A) Rate Application (Cont'd)

(2) Bundled and Unbundled Local Switching LS2 (Cont'd)

(RT) (b) FGD and BSA-D access minutes;

(RT)

(RT) (c) 800 NPAS access minutes

(AT)

(RT)

(RT)

Access Service Tariff

Cause No. PUD 200600267

Order No. 534934

Tracking No. OK-06-183

2nd Revised Sheet 6-113.1
Replacing 1st Revised Sheet 6-113.1

ACCESS SERVICE

6. Switched Access Service (Cont'd)

6.8 Rate Regulations (Cont'd)

6.8.3 Monthly Recurring and Usage Rates (Cont'd)

(A) Rate Application (Cont'd)

(3) Information Surcharge

When Information Surcharge rates apply, rates are assessed consistent with the application of Local Switching rates.

(4) Intrastate Support Fund (ISF) Surcharge

Rate is applied per originating access minute of use. Exceptions to this rate are outlined in 6.8.1.(J).

(B)

(C)

(D)

Access Service Tariff

Cause No. PUD 200600267
Order No. 534934
Tracking No. OK-06-183

3rd Revised Sheet 6-114
Replacing 2nd Revised Sheet 6-114

ACCESS SERVICE

6. Switched Access Service (Cont'd)

6.8 Rate Regulations (Cont'd)

6.8.3 Monthly Recurring and Usage Rates (Cont'd)

(E) Switched Transport

(1) Entrance Facility

A monthly rate applies to each Entrance Facility on a per channel basis (for Voice Grade) or on a per connection type basis (for DS1 and DS3). An Entrance Facility applies even when the customer's premises and the serving wire center are located in the same building.

(2) Direct-Trunked Transport

- (a) Except as set forth in (b) following, for each Direct-Trunked Transport facility provided, the following rates apply:

- a fixed monthly rate
- a monthly rate per mile

(C)

on a per channel basis (per Voice Grade) or on a per connection type basis (for DS1 and DS3). Mileage measurement is described in 6.8.5 (Determining Switched Transport Mileage).

- (b) When the customer orders a Direct-Trunked Transport facility for trunk side Switched Access services between the serving wire center and a host office, Common Transport will apply between the host office and each Remote Switching System or Remote Switching Module served by the host.

When the customer orders terminating line side Switched Access services, Direct-Trunked Transport will apply between the serving wire center and the end office providing the dial tone service. Common Transport will apply between the end office providing the dial tone service and the end office where the call is terminated.

Access Service Tariff

Cause No. PUD 200600267
Order No. 534934
Tracking No. OK-06-183

3rd Revised Sheet 6-115
Replacing 2nd Revised Sheet 6-115

ACCESS SERVICE

6. Switched Access Service (Cont'd)

6.8 Rate Regulations (Cont'd)

6.8.3 Monthly Recurring and Usage Rates (Cont'd)

(E) Switched Transport (Cont'd)

(2) Direct-Trunked Transport (Cont'd)

(c) On tandem routed services the Direct-Trunked Transport rates apply to the interoffice links between the serving wire center and the access tandem.

(d) Mileage measurement is described in 6.8.5 (Determining Switched Transport Mileage and Charges).

(3) Tandem-Switched Transport

Tandem-Switched Transport is provided as five sub-elements:

- Tandem-Switched Transmission/Common Transport
- Host Remote Transmission
- Tandem Switching
- Dedicated Tandem Trunk Transport
- Tandem End Office Multiplexing

Access Service Tariff

Cause No. PUD 201700239
Order No. 667313
Tracking No. OK-17-0051

4th Revised Sheet 6-116
Replacing 3rd Revised Sheet 6-116

ACCESS SERVICE

6. Switched Access Service (Cont'd)

6.8 Rate Regulations (Cont'd)

6.8.3 Monthly Recurring and Usage Rates (Cont'd)

(E) Switched Transport (Cont'd)

(3) Tandem-Switched Transport (Cont'd)

The application of the Tandem-Switched Transport sub-elements is set forth in (a) and (b) following.

(a) Tandem-Switched Transmission/Common Transport

- (AT) (1) Tandem-Switched Transmission/Common Transport has two rates: a per access
(AT) minute of use rate and a per access minute of use per mile rate. Tandem Switched
(AT) Transmission/Common Transport rate elements are billed as Originating, Terminating
(AT) to Telephone Company's own end office and Terminating to non-Telephone Company
(AT) 3rd party locations based on call recordings. Non-Telephone Company 3rd party
(AT) locations are all offices or other locations not owned by the Telephone Company.
(AT) Examples of 3rd party locations include terminations to other local exchange and
(AT) wireless carriers. The per access minute of use rate applies to the non distance
sensitive portion of the Tandem-Switched Transport for the termination of both ends of
the facility. The per access minute of use per mile rate applies to the distance sensitive
portion of the Tandem-Switched Transport facility. When the mileage for Tandem-
Switched Transmission/Common Transport is zero, these rates will not apply.

- (2) The per access minute of use and a per access minute of use per mile rate also applies
to interoffice links that are provided for the common use of all customers but which are
not switched through an access tandem. The Company will identify this application of
Tandem-Switched Transmission as Common Transport.

Common Transport may be associated with both tandem routed services (such as
when Tandem-Switched Transport is ordered to a host office to access remotes) and
with direct routed services (as set forth in 6.8.3(F)(2)(b)). Mileage for Common
Transport is always measured separately from Tandem-Switched Transmission and
Direct-Trunked Transport.

- (3) Mileage measurement is described in 6.8.5 (Determining Switched Transport Mileage
and Charges).

Access Service Tariff

Cause No. PUD 201700239
Order No. 667313
Tracking No. OK-17-0051

3rd Revised Sheet 6-116.1
Replacing 2nd Revised Sheet 6-116.1

ACCESS SERVICE

6. Switched Access Service (Cont'd)

6.8 Rate Regulations (Cont'd)

6.8.3 Monthly Recurring and Usage Rates (Cont'd)

(E) Switched Transport (Cont'd)

(3) Tandem-Switched Transport (Cont'd)

(b) Host Remote Transmission

- (1) A per access minute of use and a per access minute of use per mile rate also applies to interoffice links that are provided for the common use of all customers but which are not switched through an access tandem.

Host Remote Transmission may be associated with both tandem routed services and direct routed services such as when Tandem-Switched Transport is ordered to a host office to access remotes (as set in 6.8.3(E)(2)(b)). Mileage is always measured separately from Tandem-Switched Transmission and Direct-Trunked Transport.

- (2) Mileage measurement is described in 6.8.5 (Determining Switched Transport Mileage and Charges).

(c) Tandem Switching

A per access minute of use rate applies to each Tandem-Switched Transport facility for the switching functions provided by the access tandem.

(AT)
(AT)
(AT)
(AT)
(AT)

Tandem Switching rate elements are billed as Originating, Terminating to Telephone Company's own end office and Terminating to non-Telephone Company 3rd party locations based on call recordings. Non-Telephone Company 3rd party locations are all offices or other locations not owned by the Telephone Company. Examples of 3rd party locations include terminations to other local exchange and wireless carriers.

Access Service Tariff

Cause No. PUD 201700239
Order No. 667313
Tracking No. OK-17-0051

5th Revised Sheet 6-117
Replacing 4th Revised Sheet 6-117

ACCESS SERVICE

6. Switched Access Service (Cont'd)

6.8 Rate Regulations (Cont'd)

6.8.3 Monthly Recurring and Usage Rates (Cont'd)

(E) Switched Transport (Cont'd)

(3) Tandem-Switched Transport (Cont'd)

(d) Tandem End Office Multiplexing

A per minute of use charge applies for the use of multiplexing equipment on the end office side of the access tandem and to each FGA/BSA-A terminating minute of use between the dial tone office and the end office.

(AT) Tandem End Office Multiplexing rate elements are billed as Originating, Terminating to
(AT) Telephone Company's own end office and Terminating to non-Telephone Company 3rd
(AT) party locations based on call recordings. Non-Telephone Company 3rd party locations are
(AT) all offices or other locations not owned by the Telephone Company. Examples of 3rd party
(AT) locations include terminations to other local exchange and wireless carriers.

(e) Dedicated Tandem Trunk Port

A monthly rate applies, per port for each in service dedicated trunk on the serving wire center side of the access tandem.

Dedicated Tandem Trunk Port is billed as originating and terminating based on a Percent Originating Usage (POU) factor of 50%.

Originating Calculation = $PIU \times Originating\ Rate \times Quantity \times POU$

Terminating Calculation = $PIU \times Terminating\ Rate \times Quantity \times (100 - POU)$

Access Service Tariff

Cause No. PUD 20130007180
Order No. 615102
Tracking No. OK-13-0059

3rd Revised Sheet 6-117.1
Replacing 2nd Revised Sheet 6-117.1

ACCESS SERVICE

6. Switched Access Service (Cont'd)

6.8 Rate Regulations (Cont'd)

6.8.3 Monthly Recurring and Usage Rates (Cont'd)

(F) Local Switching

(1) Dedicated End Office Port

A monthly rate applies, per line or per trunk, for each in service dedicated line or trunk terminating in the end office port.

(AT)

Dedicated End Office Port is billed as originating and terminating based on a Percent Originating Usage (POU) factor of 50%.

Originating Calculation = $PIU \times Originating\ Rate \times Quantity \times POU$

(AT)

Terminating Calculation = $PIU \times Terminating\ Rate \times Quantity \times (100 - POU)$

(2) Shared End Office Trunk Port

A per minute of use charge applies to the shared end office trunk ports for termination of common transport trunks for tandem-routed traffic.

(G) DNAL Termination

A monthly rate applies only to the DNAL BSA for each termination requested by the customer. One DNAL Termination charge applies per each point of termination.

(H) DNAL Mileage

The DNAL Mileage charge applies only to the DNAL BSA and is calculated according to mileage band. There are two rates that apply per band, i.e., a fixed monthly rate per mileage band and a monthly rate per band.

Access Service Tariff

Cause No. PUD 200600267
Order No. 534934
Tracking No. OK-06-183

3rd Revised Sheet 6-118
Replacing 2nd Revised Sheet 6-118

ACCESS SERVICE

6. Switched Access Service (Cont'd)

6.8 Rate Regulations (Cont'd)

6.8.3 Monthly Recurring and Usage Rates (Cont'd)

(H) DNAL Mileage (Cont'd)

(RT) A fixed monthly rate applies, per mileage band, for each DNAL channel between the customer designated premises and the Company switch where the DNAL is terminated.

(RT) A monthly rate per mile applies to each airline mile between the serving wire center of the customer designated premises and the Company switch where the BSE requiring the DNAL is provided.

(I) 800 Number Portability Access Service (NPAS)

The following rate elements are applicable to 800 NPAS:

(1) 800 NPAS Query

(RT) The 800 NPAS Query rate applies per call for each 800 query received at the Company SCP that returns a valid carrier identification code providing the appropriate routing information of that call and results in the delivery of the 800 call to the customer.

(2) POTS Translation

The POTS Translation rate applies per POTS Translation query and will be in addition to the 800 NPAS Query charge.

(3) Call Validation

The Call Validation rate applies per Call Validation query and will be in addition to the 800 NPAS Query charge.

(4) Call Handling and Destination

The Call Handling and Destination rate applies per Call Handling and Destination query and will be in addition to the 800 NPAS Query charge.

The 800 NPAS rate elements will be billed to the customer utilizing FGD/BSA-D trunk side Switched Access Service for the delivery of 800 calls.

ACCESS SERVICE

6. Switched Access Service (Cont'd)

6.8 Rate Regulations (Cont'd)

6.8.3 Monthly Recurring and Usage Rates (Cont'd)

(J) Multiplexing

A monthly rate applies to the multiplexing feature as follows:

- For the DS3 to DS1 multiplexer, a monthly rate always applies.
- For the DS1 to Voice Grade multiplexer, a monthly rate applies only when the multiplexer provides hubbing functions. Hubbing arrangements are described in 6.5.3 (Hubbing).

When the monthly rate is applicable, it is applied on a per multiplexer basis.

(K) Advanced Carrier Identification Service (ACIS) Carrier Identification Feature (CIF)

The Carrier Identification Feature (CIF) applies on a per call basis for the functionality used to identify the access customer to whom the PCS call is to be delivered. The CIF rate element applies to each PCS call requiring translation which is successfully delivered to the access customer.

6.8.4 Determining Chargeable Access Minutes

Chargeable access minutes are developed by the Company based upon recordings of customer traffic to end office or access tandem switches where recording capabilities exist. If such recordings are unavailable, the Company develops chargeable access minutes through the use of assumed minutes, recorded minutes which have been factored or imputed minutes.

(A) Determining Chargeable Access Minutes from Recordings

The recorded access minutes are the chargeable access minutes for the following types of usage:

- Originating calls over MTS/WATS-type FGA, FGB and FGD
- Originating calls over MTS/WATS type BSA-A, BSA-B and BSA-D
- Terminating calls over FGA, FGB and FGD
- Terminating calls over BSA-D, BSA-B and BSA-D

(RT)
(RT)

ACCESS SERVICE

6. Switched Access Service (Cont'd)

6.8 Rate Regulations (Cont'd)

6.8.4 Determining Chargeable Access Minutes (Cont'd)

(A) Determining Chargeable Access Minutes from Recordings (Cont'd)

(1) Measuring Recorded Access Minutes

(a) FGA or BSA-A

When recording originating calls over FGA and BSA-A, usage measurement begins when the originating FGA or BSA-A entry switch receives an off-hook supervisory signal forwarded from the customer's point of termination. This off-hook signal is provided by the customer's equipment. The measurement of originating call usage over FGA or BSA-A ends when the originating FGA or BSA-A entry switch receives an on-hook supervisory signal from either the originating end user's end office (indicating that the originating end user has disconnected), or the customer's point of termination, whichever is recognized first by the entry switch.

For terminating calls over FGA and BSA-A, usage measurement begins when the terminating FGA or BSA-A entry switch receives an off-hook supervisory signal from the terminating end user's end office (indicating that the terminating end user has answered). The measurement of terminating call usage over FGA or BSA-A ends when the terminating FGA or BSA-A entry switch receives an on-hook supervisory signal from either the terminating end user's end office (indicating that the terminating end user has disconnected), or the customer's point of termination, whichever is recognized first by the entry switch.

(b) FGB and BSA-B

When recording originating calls over FGB and BSA-B, usage measurement begins when the originating FGB or BSA-B entry switch receives answer supervision forwarded from the customer's point of termination (indicating that the customer's equipment has answered). Answer supervision should be returned as set forth in reference document FR-NWT-000064 LATA Switching System General Requirements. The measurement of originating call usage over FGB or BSA-B ends when the originating FGB or BSA-B entry switch receives disconnect supervision from either the originating end user's end office (indicating that the originating end user has disconnected), or the customer's point of termination, whichever is recognized first by the entry switch.

Access Service Tariff

Cause No. PUD 201300200
Order No. 622275
Tracking No. OK-13-0083

2nd Revised Sheet 6-121
Replacing 1st Revised Sheet 6-121

ACCESS SERVICE

6. Switched Access Service (Cont'd)

6.8 Rate Regulations (Cont'd)

6.8.4 Determining Chargeable Access Minutes (Cont'd)

(A) Determining Chargeable Access Minutes from Recordings (Cont'd)

(1) Measuring Recorded Access Minutes (Cont'd)

(b) FGB and BSA-B (Cont'd)

For terminating calls over FGB and BSA-B, usage measurement begins when the terminating FGB or BSA-B entry switch receives answer supervision from the terminating end user's end office (indicating that the terminating end user has answered). The measurement of terminating call usage over FGB or BSA-B ends when the terminating FGB or BSA-B entry switch receives disconnect supervision from either the terminating end user's end office (indicating that the terminating end user has disconnected), or the customer's point of termination, whichever is recognized first by the entry switch.

(RT)

(c)

(d) FGD and BSA-D

When recording originating calls over FGD and BSA-D with multifrequency address signaling, usage measurement begins when the originating FGD or BSA-D entry switch receives the first wink supervisory signal forwarded from the customer's point of termination. The measurement of originating call usage over FGD or BSA-D ends when the originating FGD or BSA-D entry switch receives disconnect supervision from either the originating end user's end office (indicating that the originating end user has disconnected), or the customer's point of termination, whichever is recognized first by the entry switch.

(RT)

ACCESS SERVICE

6. Switched Access Service (Cont'd)

6.8 Rate Regulations (Cont'd)

6.8.4 Determining Chargeable Access Minutes (Cont'd)

(A) Determining Chargeable Access Minutes from Recordings (Cont'd)

(1) Measuring Recorded Access Minutes (Cont'd)

(d) FGD and BSA-D (Cont'd)

For terminating calls over FGD and BSA-D with multifrequency address signaling, the measurement of access minutes begins when the terminating FGD or BSA-D entry switch receives answer supervision from the terminating end user's end office (indicating that the terminating end user has answered). The measurement of terminating call usage over FGD or BSA-D ends when the terminating FGD or BSA-D entry switch receives disconnect supervision from either the terminating end user's end office (indicating that the terminating end user has disconnected), or the customer's point of termination, whichever is recognized first by the entry switch.

When recording originating calls over FGD and BSA-D with SS7 signaling, usage measurement begins with the transmission of the initial address message by the switch for direct trunk groups and with the receipt of an exit message by the switch for tandem trunk groups. The measurement of originating FGD and BSA-D call usage ends when the entry switch receives or sends a release message, whichever occurs first.

For terminating calls over FGD and BSA-D with SS7 signaling, the measurement of access minutes begins when the terminating recording switch receives answer supervision from the terminating end user. On directly routed trunk groups or on tandem routed trunk groups, the Company switch receives answer supervision and sends the indication to the customer in the form of an answer message. The measurement of terminating FGD and BSA-D call usage ends when the entry switch receives or sends a release message, whichever occurs first.

(RT)

(2) Rounding Recorded Access Minutes

- (a) FGA and BSA-A access minutes or fractions thereof (the exact value of the fraction being a function of the switch technology where the measurement is made) are accumulated over the billing period for each line or hunt group and are then rounded to the nearest access minute for each line or hunt group.

Access Service Tariff

Cause No. PUD 201300200
Order No. 622275
Tracking No. OK-13-0083

2nd Revised Sheet 6-123
Replacing 1st Revised Sheet 6-123

ACCESS SERVICE

6. Switched Access Service (Cont'd)

6.8 Rate Regulations (Cont'd)

6.8.4 Determining Chargeable Access Minutes (Cont'd)

(A) Determining Chargeable Access Minutes from Recordings (Cont'd)

(2) Rounding Recorded Access Minutes (Cont'd)

- (RT) (b) FGB, FGD, BSA-B and BSA-D access minutes or fractions thereof (the exact value of the fraction being a function of the switch technology where the recording is made) are accumulated over the billing period for each end office and are then rounded to the nearest access minute for each end office.

(B) Determining Chargeable Access Minutes from Factored Recordings

The chargeable access minutes are derived from recorded minutes through the use of Company factors (as described in the four steps following) for the following types of usage:

- (RT) - Originating calls over FX/ONAL FGA and FX/ONAL BSA-A

(1) Measuring Recorded Access Minutes

(a) FX/ONAL FGA and FX/ONAL BSA-A

When recording originating calls over FX/ONAL FGA and FX/ONAL BSA-A, usage measurement begins when the originating FGA or BSA-A entry switch receives an off-hook supervisory signal forwarded from the customer's point of termination. This off-hook signal is provided by the customer's equipment when the called party answers. The measurement of originating call usage over FX/ONAL FGA or FX/ONAL BSA-A ends when the originating FGA or BSA-A entry switch receives an on-hook supervisory signal from either the originating end user's end office (indicating that the originating end user has disconnected), or the customer's point of termination, whichever is recognized first by the entry switch.

- (RT) (b)

(RT)

Access Service Tariff

Cause No. PUD 201300200
Order No. 622275
Tracking No. OK-13-0083

2nd Revised Sheet 6-124
Replacing 1st Revised Sheet 6-124

ACCESS SERVICE

6. Switched Access Service (Cont'd)

6.8 Rate Regulations (Cont'd)

6.8.4 Determining Chargeable Access Minutes (Cont'd)

(B) Determining Chargeable Access Minutes from Factored Recordings (Cont'd)

(2) Rounding Recorded Access Minutes

(RT) Rounding provisions as specified in Section 6.8.4(A)(2) preceding will apply to originating FX/ONAL FGA, and FX/ONAL BSA-A access minutes.

(3) Factoring Recorded Access Minutes

(RT) Step 1: Obtain recorded originating minutes and messages (measured as set forth in (1) preceding) for FX/ONAL FGA and BSA-A from the appropriate recording data.

Step 2: Obtain the total attempts by dividing the originating measured messages by the completion ratio. Completion Ratios (CR) are obtained separately for the major call categories such as DDD, operator, ACIS, 800, 900 and Directory Assistance from a sample study which analyzes the ultimate completion status of the total attempts which receive acknowledgment from the customer. That is, measured messages divided by Completion Ratio equals total attempts.

Step 3: Obtain the total Non-Conversation Time Additive (NCTA) by multiplying the total attempts (obtained in Step 2) by the NCTA per attempt ratio. The NCTA per attempt ratio is obtained from a sample study identified in Step 2 above by measuring the non-conversation time associated with both completed and incompleting attempts. The total NCTA is the time on a completed attempt from customer acknowledgment of receipt of call to called party answer (set up and ringing) plus the time on an incompleting attempt from customer acknowledgment of call until the access tandem or end office receives a disconnect signal (ring - no answer, busy or network blockage). That is, total attempts times non-conversation time per attempt ratio equals Total NCTA.

Step 4: Obtain total chargeable originating access minutes by adding the total NCTA (obtained in Step 3) to the recorded originating measured minutes (obtained in Step 1). That is, measured minutes plus NCTA equals chargeable originating access minutes.

ACCESS SERVICE

6. Switched Access Service (Cont'd)

6.8 Rate Regulations (Cont'd)

6.8.4 Determining Chargeable Access Minutes (Cont'd)

(C) Determining Chargeable Access Minutes from Assumed Minutes

Assumed minutes are used for FGA or BSA-A services which originate or terminate in end offices not equipped with measurement capabilities and are applied per line. When assumed minutes are used, the assumed minutes are the chargeable access minutes. The assumed average interstate access minutes for FGA or BSA-A are as follows.

- (1) When a FGA or BSA-A Switched Access Service arranged for two way calling is provided where neither the originating nor terminating access minutes are recorded, the assumed average interstate access minutes are 5,171 access minutes. 1,810 access minutes are assumed to be originating and 3,361 access minutes are assumed to be terminating.
- (2) On a trunk arranged for two way calling, where recording capability exists for either originating or terminating usage, but not both, the number of access minutes per trunk will be an assumed 5,171 or the recorded usage, whichever is greater. If the recorded usage exceeds 5,171 access minutes, it will be assumed that there is zero usage in the unrecorded direction. If the recorded usage is less than 5,171 access minutes, the usage in the unrecorded direction will be assumed to be 5,171 access minutes minus the recorded usage (e.g., 5,171 - 1,171 recorded = 4,000 assumed in the unrecorded direction).
- (3) When a FGA or BSA-A Switched Access Service arranged for originating calling only is provided where originating access minutes are not recorded, the assumed average originating access minutes are 1,810 access minutes.
- (4) When a FGA or BSA-A Switched Access Service arranged for terminating calling only is provided where terminating access minutes are not recorded, the assumed average terminating access minutes are 3,361 access minutes.

Access Service Tariff

Cause No. PUD 200600267
Order No. 534934
Tracking No. OK-06-183

2nd Revised Sheet 6-126
Replacing 1st Revised Sheet 6-126

ACCESS SERVICE

6. Switched Access Service (Cont'd)

6.8 Rate Regulations (Cont'd)

6.8.5 Determining Switched Transport Mileage and Charges

(A) Determining Switched Transport Mileage

The mileage to be used to determine the monthly rate for Direct-Trunked Transport and Tandem-Switched Transport is calculated on the airline distance between the end office switch where the call carried by Switched Transport service originates or terminates and the customer's serving wire center, except as specified below. Where applicable, the V&H coordinates method is used to determine mileage. This method is described in the National Exchange Carrier Association, Inc., Tariff F.C.C. No. 4, Wire Center and Interconnection Information.

Exceptions to the mileage measurement rules are as follows:

(1) Hubbing

When hubbing is requested at a location other than the serving wire center, the V&H coordinates method is used to separately calculate mileage for Direct-Trunked Transport from the serving wire center to hub, from hub to hub (if more than one hub is provided) and from hub to access tandem or from hub to end office where the call originates or terminates.

ACCESS SERVICE

6. Switched Access Service (Cont'd)

6.8 Rate Regulations (Cont'd)

6.8.5 Determining Switched Transport Mileage and Charges (Cont'd)

(A) Determining Switched Transport Mileage (Cont'd)

(2) Host-Remote

When Direct-Trunked Transport is provided to a host-remote arrangement, mileage for Direct-Trunked Transport is calculated using the V&H coordinates of the customer's serving wire center and the host office. Mileage for Host/Remote Transmission is calculated using the V&H coordinates of the host office and the remote switching system or remote switching module where the call originates or terminates.

When Tandem-Switched Transport is provided to a host-remote arrangement, mileage for Tandem-Switched Transmission is calculated using the V&H coordinates of the customer's serving wire center and the host office. Mileage for Tandem-Switched Transmission is calculated using the V&H coordinates of the tandem and the host office. Mileage for Host/Remote Transmission is calculated using the V&H Coordinates of the host office and the remote switching system or remote switching module where the call originates or terminates.

(3) Class 4/5 Office

When Direct-Trunked Transport is provided to the subtending end office portion of the Class 4/5 switch (i.e., a switch that functions as both an access tandem and an end office), mileage for Direct-Trunked Transport is calculated using the V&H coordinates of the customer's serving wire center and the Class 4/5 switch.

Mileage for Direct-Trunked transport is calculated using the V&H coordinates method of the customer's serving wire center and the Class 4/5 Switch. Mileage for Tandem-Switched Transmission is calculated using the V&H coordinates of the Class 4/5 switch and the subtending end office where the call originates or terminates.

Access Service Tariff

Cause No. PUD 201300200
Order No. 622275
Tracking No. OK-13-0083

3rd Revised Sheet 6-128
Replacing 2nd Revised Sheet 6-128

ACCESS SERVICE

6. Switched Access Service (Cont'd)

6.8 Rate Regulations (Cont'd)

6.8.5 Determining Switched Transport Mileage and Charges (Cont'd)

(A) Determining Switched Transport Mileage (Cont'd)

(4) Line Side Switched Access

When Direct-Trunked Transport is provided for line side Switched Access service (i.e., FGA or BSA-A), mileage is measured differently for originating and terminating calls.

For originating line side calls, mileage for Direct-Trunked Transport is calculated using the V&H coordinates of the customer's serving wire center and the dial tone office of the line side service.

For terminating line side calls, mileage for Direct-Trunked Transport is calculated using the V&H coordinates of the customer's serving wire center and the end office switch where the dial tone for the line side Switched Access service is provided and mileage for Common Transport is calculated using the V&H coordinates of the dial tone office and the end office where the call is switched to terminate.

(5) Originating FGB and BSA-B

When a Percent Direct Routed factor is utilized for originating FGB or BSA-B, Switched Transport will be apportioned between the two transmission routes as set forth in 6.7.16 (Percent Direct Routed Factor). This apportionment will serve as the basis for Switched Transport mileage calculations and the customer will be billed accordingly.

(RT) (6)

(RT)

Access Service Tariff

Cause No. PUD 201300200
Order No. 622275
Tracking No. OK-13-0083

3rd Revised Sheet 6-129
Replacing 2nd Revised Sheet 6-129

ACCESS SERVICE

6. Switched Access Service (Cont'd)

6.8 Rate Regulations (Cont'd)

6.8.5 Determining Switched Transport Mileage and Charges (Cont'd)

(A) Determining Switched Transport Mileage (Cont'd)

(7) Alternate Traffic Routing

(RT) When the Alternate Traffic Routing feature is provided with FGB and FGD or when the
(RT) Alternate Traffic Routing BSE is provided with BSA-B or BSA-D to provide service to multiple customer switching systems, usage rated Switched Transport access minutes will be apportioned between the two transmission routes used to provide this feature. This apportionment will serve as the basis for Switched Transport mileage calculation.

(RT) For FGB and BSA-B the apportionment will be made using standard Company traffic engineering methodology as set forth in reference document Technical Reference PUB SR-EOP-000191 Trunk Traffic Engineering Concepts and Applications. The apportionment will be based on the last trunk CCS desired for the high usage group [as described in 6.6.2(B)(1)(b) and 6.6.5(B)(1)(b) and the relative capacity ordered to the end office when the feature or BSE is provided at an end office switch or to the subtending end offices when the feature or BSE is provided at an access tandem switch.

(RT) The apportionment for FGD and BSA-D to a tandem route will be based on the actual measured data. Originating FGD and BSA-D usage from the access tandem to multiple customer premises will be apportioned in the same manner described for FGB and BSA-B above.
(RT)

(8) DNAL BSA

Mileage for the DNAL BSA is calculated on the airline distance between the serving wire center of the customer's designated premises and the Company switch where the DNAL terminates.

(9) TRIS Connections

When FGD traffic originates from a Telecommunications Relay Interconnection Service, the V&H coordinates method is used to determine the mileage between the customers serving wire center and the access tandem where the Telecommunications Relay Interconnection Service is located.

Access Service Tariff

Cause No. PUD 201300200
Order No. 622275
Tracking No. OK-13-0083

3rd Revised Sheet 6-130
Replacing 2nd Revised Sheet 6-130

ACCESS SERVICE

6. Switched Access Service (Cont'd)

6.8 Rate Regulations (Cont'd)

6.8.5 Determining Switched Transport Mileage and Charges (Cont'd)

(A) Determining Switched Transport Mileage (Cont'd)

(10) 800 NPAS

When 800 NPAS originates from an end office that routes its traffic through an intermediate access tandem or an OSS tandem to an SSP equipped access tandem, a representative NXX for the intermediate tandem or the OSS tandem will be used to determine the Switched Transport mileage for those end offices subtending the intermediate tandem or the OSS tandem. The V&H coordinates of the representative NXX will be based on the average distance from all end offices subtending the tandem to the SSP equipped access tandem.

(11) Mobile Connections

(RT)
(RT)

When FGA or BSA-A terminates to a Mobile End Office Connection or when FGB, FGD, BSA-B or BSA-D usage originates from or terminates to a Mobile End Office Connection or a Mobile Access Tandem Connection, the V&H Coordinate method is used to determine the mileage between the customer's serving wire center and the end office or access tandem switch where the Mobile Carrier's Mobile End Office Connection or Mobile Access Tandem Connection is located.

(B) Determining Switched Transport Mileage Charges

To determine the rate to be billed, compute the mileage, and apply the rate shown in 6.9 (Rates and Charges). If the calculation results in a fraction of a mile, always round up to the next whole mile before applying the rate.

6.8.6 Minimum Period Charges

Switched Access Service is provided for a minimum period of one month. The charge for a month or fraction thereof is equal to the applicable minimum monthly charge for the capacity. Minimum period regulations are contained in 2.5.4 (Minimum Periods).

The minimum monthly charge for DNAL BSA is the sum for the applicable monthly rates for the BSA.

6.8.7

Access Service Tariff

Cause No. PUD 201300200
Order No. 622275
Tracking No. OK-13-0083

2nd Revised Sheet 6-131
Replacing 1st Revised Sheet 6-131

ACCESS SERVICE

6. Switched Access Service (Cont'd)

6.8 Rate Regulations (Cont'd)

6.8.8 Equal Access Conversion

The Company will provide written notification to all access customers of record within a particular LATA that an end office in that LATA is scheduled to be converted to an equal access end office. This notification will be sent, via certified U.S. Mail, at least six months in advance of the conversion date. The customer will have the choice of converting existing services to FGD or BSA-D at no charge, as described in 6.8.9 (Change of Feature Group Type or Basic Serving Arrangement), or retaining existing services.

6.8.9 Change of Feature Group Type or Basic Serving Arrangement

(A) Change of Feature Group

(RT)

(RT)

Changes from one type of feature group to another will be treated as a discontinuance of one type of service and a start of another. Nonrecurring charges will apply, with one exception. When a customer upgrades a FGA or FGB service to a FGD service, the nonrecurring charges for FGD Installation will not apply. At the time the customer upgrades from FGA or FGB to FGD, the customer may also change the facility used to provide the upgraded service at no additional charge. This change may include the connection type only (e.g., change from Voice Grade to DS1), the facility type only (e.g., change from Direct-Trunked Transport to Tandem-Switched Transport), or both. However, any features that are added or changed when the customer upgrades the service to FGD will incur the charge(s) applicable to that feature. When a customer upgrades a FGA, FGB or FGC service to FGD service, minimum period obligations will not change, i.e., the time elapsed in the existing minimum period obligations will be credited to the minimum period obligations for FGD service. For all other changes from one type of feature group to another, new minimum period obligations will be established.

Access Service Tariff

Cause No. PUD 200600267
Order No. 534934
Tracking No. OK-06-183

3rd Revised Sheet 6-132
Replacing 2nd Revised Sheet 6-132

ACCESS SERVICE

6. Switched Access Service (Cont'd)

6.8 Rate Regulations (Cont'd)

6.8.9 Change of Feature Group Type or Basic Serving Arrangement (Cont'd)

(B) Change of Basic Serving Arrangements

Changes from one type of basic serving arrangement to another will be treated as a discontinuance of one type of service and a start of another. Nonrecurring charges will apply with one exception. When a customer upgrades a BSA-A, BSA-B or BSA-C to BSA-D service, the nonrecurring charges for BSA-D installation will not apply. At the time the customer upgrades from BSA-A, BSA-B or BSA-C to BSA-D, the customer may also change the facility used to provide the upgraded service at no additional charge. This change may include the connection type only (e.g., change from Voice Grade to DS1), the facility type only (e.g., change from Direct-Trunked Transport to Tandem-Switched Transport), or both. However, any features or BSE's that are added or changed when the customer upgrades the service to BSA-D will incur the charges applicable to that feature or BSE. When a customer makes such an upgrade, minimum period obligations will not change, i.e., the time elapsed in the existing minimum period obligations will be credited to the minimum period obligations for BSA-D service. For all other changes from one type of BSA to another, new minimum period obligations will be established.

Access Service Tariff

Cause No. PUD 200600267
Order No. 534934
Tracking No. OK-06-183

3rd Revised Sheet 6-133
Replacing 2nd Revised Sheet 6-133

ACCESS SERVICE

6. Switched Access Service (Cont'd)

6.8 Rate Regulations (Cont'd)

6.8.10 Moves

A move involves a change in the physical location of one of the following:

- (AT)
- The service facility
 - The point of termination at the customer's premises
 - The customer's premises

The charges for the move are dependent on the type of move requested by the customer.

(A) Service Facility Move (SFM)

- (RT) An SFM is a customer-initiated move of one end of a Company central office distribution link (e.g., jumper cable, DSX patch cable, etc.) from one facility to another existing facility (of the same or higher transmission speed). If the SFM is requested for an Entrance Facility, the
- (RT) SFM must occur within a single Company location (central office). If the SFM requested
- (RT) involves Direct-Trunked Transport, facilities or Tandem-Switched Transport facilities, the SFM
- (AT) must occur within a single Company End Office or Access Tandem, respectively. In order to be considered an SFM, all associated order activity (disconnects and new connects) must occur simultaneously and the facility to which service is being moved must be existing and have sufficient capacity to accept the moved service.

ACCESS SERVICE

6. Switched Access Service (Cont'd)

6.8 Rate Regulations (Cont'd)

6.8.10 Moves (Cont'd)

(A) Service Facility Move (SFM) (Cont'd)

An SFM may result in the change of one end point (i.e., customer premises location) of the circuit involved provided the following conditions are met:

- (1) The change of customer premises can only occur on the end of the circuit which has the CFA.
- (2) The customer premises locations involved in the change belongs to the same customer.

- or -

The customer premises locations involved in the change belongs to two different customers but the customer requesting the SFM has previously coordinated the activity such that all activity (disconnects and new connects) will occur simultaneously. If this coordination has not been accomplished beforehand, then the Company will proceed with the disconnect/new connect orders as non-related and new installation charges will apply for services being relocated.

(RT)

On facility moves involving multiplexed (subtending) channels, SFMs shall be charged only for the higher level facility provided the entire facility (the full complement of subtending channels) is being moved concurrent to that particular SFM request. If the subtending channels are requested to be moved one at a time, the SFM will be charged on a per each channel moved basis.

Example 1: An SFM is requested to move 20 DS1s, with subtending VG channels, to a DS3 facility (where the DS3 end of the channel is moving to a new customer premises location). The resulting SFM charge will be 20 DS1 to DS3 SFM charges with no SFM charges for the subtending VG channels.

Example 2: An SFM is requested to move a DS3, with subtending DS1 channels, to another DS3 facility (where there is no change in the customer premises location on the DS3 facility end of the circuit). The resulting SFM charge will be a DS3 to DS3 SFM with no SFM charges for the subtending DS1 channels.

Example 3: An SFM is requested to move 6 DS1s, with subtending VG channels, previously riding one DS3 facility to another DS3 facility. The resulting SFM charge would be (6) DS1 to DS3 SFMs with no SFM charges for the subtending VG channels.

ACCESS SERVICE

6. Switched Access Service (Cont'd)

6.8 Rate Regulations (Cont'd)

6.8.10 Moves (Cont'd)

(A) Service Facility Move (SFM) (Cont'd)

SFMs may be performed at the following service levels:

- (AT)
- Voice Grade to 1.544 High Capacity (DS1)
 - DS1 to DS1
 - DS1 to MegaLink Custom (DS3)
 - DS3 to DS3

For SFMs involving a DS3 facility to a DS3 facility, the interfaces at the customer's premises must be the same type (i.e., electrical or optical).

SFMs may be requested on Entrance Facilities, Direct-Trunked Transport Facilities (between the serving wire center and the access tandem) and may include the move of analog to digital facilities or digital to digital facilities. In addition, an SFM may include services moving from:

- a Switched Transport facility to another Switched Transport facility (i.e., switched to switched)
- a Switched Transport facility to a Special Access High Capacity or MegaLink Custom facility (i.e., switched to shared use)
- a Special Access or MegaLink Custom facility to a Switched Transport facility (i.e., special to shared use).

For switched to switched SFMs and switched to shared use SFMs, nonrecurring charges will apply as set forth in 6.9.2(F) following. For special to shared use SFMs, nonrecurring charges will apply as set forth in 7.2.7 (Moves) or 19.4 (Rates and Charges).

The following diagrams show four examples of SFMs.

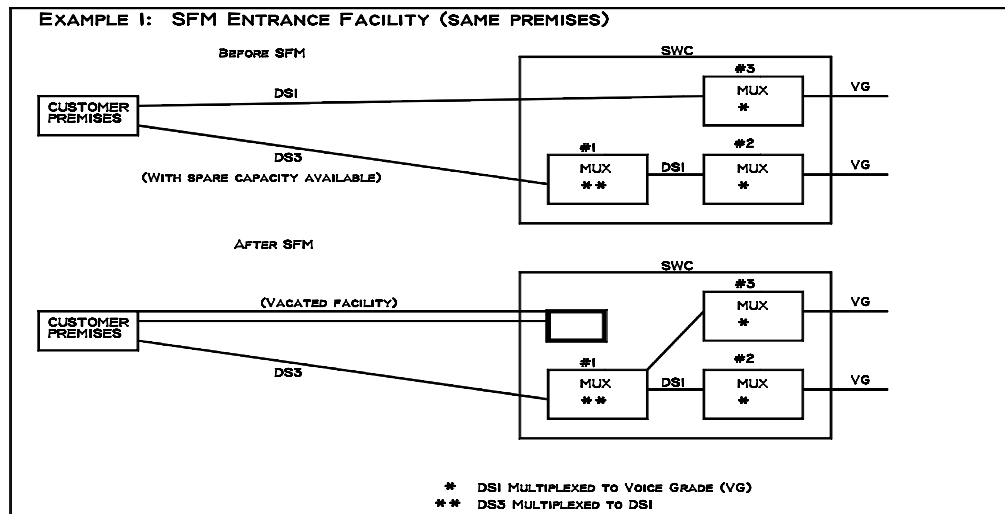
ACCESS SERVICE

6. Switched Access Service (Cont'd)

6.8 Rate Regulations (Cont'd)

6.8.10 Moves (Cont'd)

(A) Service Facility Move (SFM) (Cont'd)



Error! Objects cannot be created from editing field codes.

Access Service Tariff

Cause No. PUD 200600267
Order No. 534934
Tracking No. OK-06-183

3rd Revised Sheet 6-137
Replacing 2nd Revised Sheet 6-137

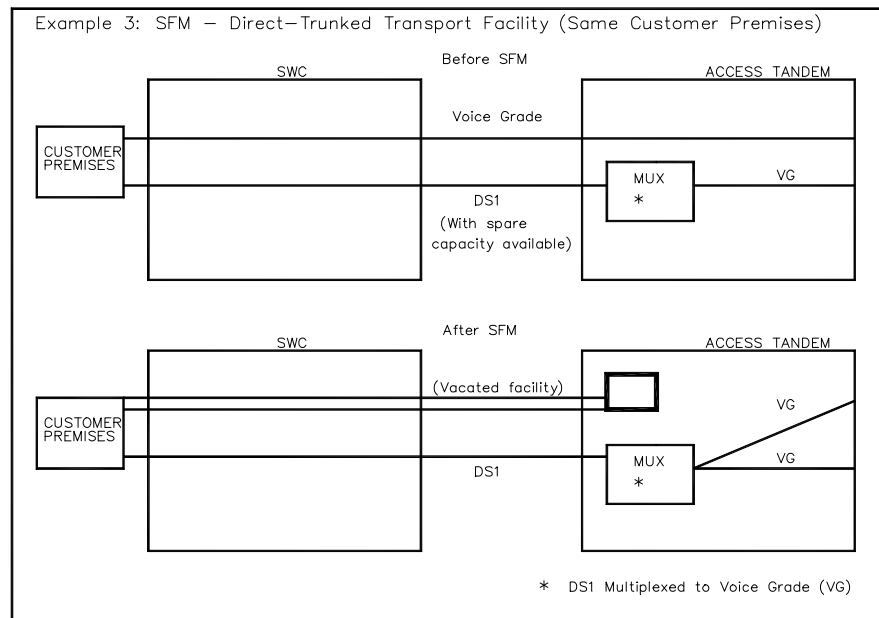
ACCESS SERVICE

6. Switched Access Service (Cont'd)

6.8 Rate Regulations (Cont'd)

6.8.10 Moves (Cont'd)

(A) Service Facility Move (SFM) (Cont'd)



Error! Objects cannot be created from editing field codes.

Access Service Tariff

Cause No. PUD 200600267

Order No. 534934

Tracking No. OK-06-183

3rd Revised Sheet 6-138
Replacing 2nd Revised Sheet 6-138

ACCESS SERVICE

6. Switched Access Service (Cont'd)

6.8 Rate Regulations (Cont'd)

6.8.10 Moves (Cont'd)

(A) Service Facility Move (SFM) (Cont'd)

Access Service Tariff

Cause No. PUD 200600267
Order No. 534934
Tracking No. OK-06-183

2nd Revised Sheet 6-139
Replacing 1st Revised Sheet 6-139

ACCESS SERVICE

6. Switched Access Service (Cont'd)

6.8 Rate Regulations (Cont'd)

6.8.10 Moves (Cont'd)

(A) Service Facility Move (SFM) (Cont'd)

When a customer requests an SFM of a Switched Transport Service, the nonrecurring charge will apply as follows:

- For a Voice Grade facility moved to a DS1 facility, the nonrecurring charge will apply on a first and additional Voice Grade basis. If a customer requests an SFM of multiple Voice Grades on the same access order, the first Voice Grade is assessed the "first" charge and each additional Voice Grade is assessed the "additional" charge.
- For a DS1 facility moved to a DS1 facility, the nonrecurring charge will apply on a first and additional DS1 basis. If a customer requests an SFM of multiple DS1s on the same access order, the first DS1 is assessed the "first" charge and each additional DS1 is assessed the "additional" charge.
- For a DS1 facility moved to a DS3 facility, the nonrecurring charge will apply on a first and additional DS1 basis. If a customer requests an SFM of multiple DS1s on the same access order, the first DS1 is assessed the "first" charge and each additional DS1 is assessed the "additional" charge.
- For a DS3 facility moved to a DS3 facility, the nonrecurring charge will apply on a first and additional DS3 basis. If a customer requests an SFM of multiple DS3s on the same access order, the first DS3 is assessed the "first" charge and each additional DS3 is assessed the "additional" charge.

When an SFM is requested between facilities of the same connection type, the nonrecurring charges to move the Entrance Facility will also include the SFM charges for any interconnecting interoffice facility of the same connection type.

There will be no change in minimum period requirements.

Access Service Tariff

Cause No. PUD 200600267
Order No. 534934
Tracking No. OK-06-183

2nd Revised Sheet 6-140
Replacing 1st Revised Sheet 6-140

ACCESS SERVICE

6. Switched Access Service (Cont'd)

6.8 Rate Regulations (Cont'd)

6.8.10 Moves (Cont'd)

(B) Moves of the Point of Termination Within the Same Customer Premises

A customer initiated move of a Point of Termination to a new location within the same customer premises will be treated as an extension of access service facilities. Extension of access service facilities will be provided, at the customer's request, on a time sensitive charge basis. The "Other Labor" rates which apply are specified in 13.4 (Rates and Charges). There will be no change in minimum period requirements.

(C) Moves of Customer Premises

A customer initiated move of customer premises will be treated as a discontinuance and start of service, with exception as stated below, and all associated nonrecurring charges will apply. New minimum period requirements will be established for the new service. The customer will remain responsible for satisfying all outstanding minimum period charges for the discontinued service.

If the move of the customer's premises is as a result of an SFM (Service Facility Move) according to Sect. 6.8.10(A), and the facility to the new premises is existing, then no additional nonrecurring charges will apply for that end of the channel or circuit. Only the SFM charge will be applicable for such moves.

6.8.11 Application of Rates for Extension Service

FGA and BSA-A Switched Access Service are available with extensions, i.e., additional terminations of the service at different building(s) in the same or a different LATA, as described below.

(A) FGA and BSA-A Extensions Within the LATA

(RT) Such extensions are provided and charged for under the Company's local and general exchange service tariffs.

(B) FGA and BSA-A Extensions in Different LATAs

Such extensions are provided and charged for as Special Access Service. The rate elements which apply are: a Voice Grade Channel Termination, Channel Mileage (if applicable), and Signaling Capability (if applicable). All appropriate monthly rates and nonrecurring charges will apply as specified in Section 7 (Special Access Service).

ACCESS SERVICE

6. Switched Access Service (Cont'd)

6.8 Rate Regulations (Cont'd)

6.8.12 Shared Use

Shared use is the provision of Switched Access and Special Access services over the same transmission patch through the use of a common interface. The following Switched Access and Special Access Services are available for providing shared use facilities:

- (AT)
- Switched Access Services (DS1 – and DS3 – level Switched Access)
 - Special Access High Capacity Service
 - MegaLink Custom Service
 - Common Channel Signaling/Signaling System 7 (CCS/SS7) Interconnection Service

(AT)(CT) Regulations for shared use facilities are set forth in 6.8.12 (Shared Use), 7.4 (Rate Regulations), 19.4 (Rate Regulations), and 23.3 (Rate Regulations). Ordering provisions for shared use facilities are set forth in 5.2.5 (Shared Use).

Existing Switched Access transport facilities can be converted to shared use facilities by activating a portion of available capacity for Special Access. Services provided over a shared use facility are ordered, provided and rated either as Switched Access (i.e., Entrance Facility, Direct-Trunked Transport, Tandem-Switched Transport and Multiplexing) or as Special Access (i.e., Channel Termination, Channel Mileage and Multiplexing) as set forth following:

- (A) On Shared use facilities, the customer for the Switched Access Service may be different from the customer for the Special Access Service. When the Switched Access Customer is not the same as the Special Access Customer, all Special Access charges and Switched Transport charges (including Switched Transport features charges) will be billed to the customer who initially ordered the facility. All other Switched Access charges will be separately billed to the customer who ordered the Switched Access Service.
- (B) When an existing Switched Access transport facility is converted to a shared use facility by using an available portion of the capacity for Special Access Service, the applicable nonrecurring charges (including the Access Order Charge) will be the nonrecurring charges associated with the Special Access service being ordered.
- (C) The customer must place an order for each individual Switched or Special Access service utilizing the shared use facility and must also specify the channel assignment for each service.

Access Service Tariff

Cause No. PUD 200600267
Order No. 534934
Tracking No. OK-06-183

1st Revised Sheet 6-142
Replacing Original Sheet 6-142

ACCESS SERVICE

6. Switched Access Service (Cont'd)

6.8 Rate Regulations (Cont'd)

6.8.12 Shared Use (Cont'd)

All channels within a shared use facility will be rated and billed as set forth in (1) through (5) following:

- (1) When a DS1 facility is ordered and provisioned as Switched Access, all channels, including spares, will be rated and billed as Switched Access until such time as the DS1 facility becomes shared use.
- (2) When a DS1 facility is ordered and provisioned as a Special Access High Capacity Service, all channels, including spares, will be rated and billed as Special Access.
- (3) Once a DS1 facility, ordered as either Switched or Special Access, becomes shared use, all spare channels on the DS1 facility will be rated and billed as Special Access.
- (AT) (AT) (4) On a DS3 shared use facility, ordered either as Switched Access or MegaLink Custom Service, the Switched Access channels on the DS3 facility must equal the cumulative value of the channels (both active and spare) counted as Switched Access on each DS1 facility.

For example, a Switched Access DS1 facility, which contains 20 active and 4 spare channels, is activated on a shared use DS3 facility. The DS1 facility is considered pure switched access and the shared use DS3 facility is prorated by 24 switched channels, i.e., 24/672.

Subsequently, 6 of the switched channels from the Switched Access DS1 facility are disconnected and become spare. Since the DS1 facility is still considered pure switched, the shared use DS3 facility will continue to be prorated by 24 switched channels, i.e., 24/672.

If, at a later date, the Switched Access DS1 facility becomes shared use by the addition of 6 Special Access channels, the DS1 spare channels will then default to Special Access. The DS3 facility will be prorated by 14/672 to reflect the new switched channel value on the shared use DS1, i.e., 14 active switched, 6 active special and 4 spare.

If multiplexing were associated with the shared use facility, the monthly recurring rate for the multiplexer would be prorated in the same manner as the Entrance Facility and Channel Termination.

- (5) Channels being used in conjunction with CCS/SS7 Interconnection Service are included in the channel counts for Switched Access.

Access Service Tariff

Cause No. PUD 201300200
Order No. 622275
Tracking No. OK-13-0083

3rd Revised Sheet 6-143
Replacing 2nd Revised Sheet 6-143

ACCESS SERVICE

6. Switched Access Service (Cont'd)

6.8 Rate Regulations (Cont'd)

6.8.12 Shared Use (Cont'd)

- (E) Customers requesting SFM of shared use facilities will be assessed nonrecurring charges as specified in 6.8.10 (Moves), 7.2.7 (Moves), 19.4 (Rates and Charges), and 23.3.6 (Moves) with the nonrecurring charges being prorated as set forth in (D)(1) through (D)(5) preceding.

6.8.13 Application of Rates for FGA and BSA-A to Directory Assistance Service

Switched Transport rates will not apply for FGA and BSA-A Switched Access Service calls to Directory Assistance Service (411 and 555-1212, whichever is available). Instead, FGA and BSA-A calls to this service are subject to the Directory Transport rates set forth in 9.5 (Rates and Charges).

6.8.14 Non-Access Charges

Rates and charges for services other than Switched Access Service, e.g., a customer's interLATA toll message service, may also be applicable when Switched Access Service is used in conjunction with these other services. Additional non-access charges will be billed on a separate account for:

- an operator surcharge, as set forth in the operator services tariff, for local operator assistance (0- and 0+) calls utilizing FGA or BSA-A;
- calls to certain communities information service for which rates are applicable under telephone exchange service tariffs;
- calls from a FGA or BSA-A line or FGB, FGD, BSA-B or BSA-D trunk to another customer's service in accordance with that customer's applicable service rates when the Company performs the billing function for that customer;
- Call Waiting, Call Forwarding, Three-way Calling, Speed Calling utilized in conjunction with FGA or BSA-A;
- Billed Number Screening utilized in conjunction with FGA, FGB, BSA-A or BSA-B;
- intraLATA extensions utilized in conjunction with FGA or BSA-A;
- Remote Call Forwarding (Telebranch) utilized in conjunction with FGA or BSA-A.

(RT)

Access Service Tariff

Cause No. PUD 20130007180
Order No. 615102
Tracking No. OK-13-0059

5th Revised Sheet 6-144
Replacing 4th Revised Sheet 6-144

ACCESS SERVICE

6. Switched Access Service (Cont'd)

6.9 Rates and Charges

Rates and charges are contained in this section. Applicable FIDs and USOCs are included where appropriate.

6.9.1

6.9.2 Switched Transport

(A) Entrance Facility

	<u>USOC</u>	<u>Rate Per Month</u>
(1) Voice Grade (per channel)		
(CR) Two-wire	EF2A2	*
(CR) Four-wire	EF2A4	*
		<u>Nonrecurring Charge</u>
(CR) Two-wire (per channel)First Channel		*
(CR) Additional Channel, each		*
(CR) Four-wire (per channel)First Channel		*
(CR) Additional Channel, each		*
(2)		

(AT) * See Tariff FCC No. 73

Access Service Tariff

Cause No. PUD 20130007180
Order No. 615102
Tracking No. OK-13-0059

4th Revised Sheet 6-145
Replacing 3rd Revised Sheet 6-145

ACCESS SERVICE

6. Switched Access Service (Cont'd)

6.9 Rates and Charges (Cont'd)

6.9.2 Switched Transport (Cont'd)

(A) Entrance Facility (Cont'd)

		<u>USOC</u>	<u>Rate per Month</u>
(CR)	(3) DS1 (per DS1).....	EF2BX	*
			<u>Nonrecurring Charge</u>
	Per DS1		
(CR)	First DS1		*
(CR)	Additional DS1, each		*
		<u>USOC</u>	<u>Rate per Month</u>
	(4) DS3 (per DS3)		
(CR)	Optical	EF2DX	*
(CR)	Electrical	EF2CX	*
			<u>Nonrecurring Charge</u>
	Per DS3		
(CR)	First DS3		*
(CR)	Additional DS3, each		*

(AT) * See Tariff FCC No. 73

Access Service Tariff

Cause No. PUD 20130007180
Order No. 615102
Tracking No. OK-13-0059

4th Revised Sheet 6-146
Replacing 3rd Revised Sheet 6-146

ACCESS SERVICE

6. Switched Access Service (Cont'd)

6.9 Rates and Charges (Cont'd)

6.9.2 Switched Transport (Cont'd)

(B) Direct-Trunked Transport

		<u>USOC</u>	<u>Rate per Month</u>
	(1) Voice Grade (per channel)	1YTEX	
	Fixed		
(CR)	0 miles.....		*
(CR)	Over 0 miles.....		*
	Per Mile		
	0 miles.....		*
(CR)	Over 0 miles.....		*
	(2)	<u>USOC</u>	<u>Nonrecurring Charge</u>
(CR)	First Channel.....	NRBLF	*
(CR)	Additional Channel, each.....		*
		<u>USOC</u>	<u>Rate per Month</u>
	(3) DS1 (per DS1)		
	Fixed	1YTCX	
(CR)	0 miles.....		*
(CR)	Over 0 miles.....		*
	Per Mile		
(CR)	0 miles.....		*
(CR)	Over 0 miles.....		*
		<u>USOC</u>	<u>Nonrecurring Charge</u>
(CT)	First DS1	NRBLG	*
(CT)	Additional DS1, each		*

(AT) * See Tariff FCC No. 73

Access Service Tariff

Cause No. PUD 20130007180
Order No. 615102
Tracking No. OK-13-0059

8th Revised Sheet 6-147
Replacing 7th Revised Sheet 6-147

ACCESS SERVICE

6. Switched Access Service (Cont'd)

6.9 Rates and Charges (Cont'd)

6.9.2 Switched Transport (Cont'd)

B. Direct-Trunked Transport (Cont'd)

		<u>USOC</u> <u>1YTDX</u>	<u>Rate per Month</u>
(CR)	4. DS3 (1) (per DS3)		*
(CR)	Fixed		*
(CR)	Per Mile		*

		<u>USOC</u> <u>NRBLH</u>	<u>Nonrecurring Charge</u>
(CR)	First DS3		*
(CR)	Additional DS3, each		*

C. Tandem Switched Transport

			Originating	Terminating
(CR)	1. Tandem-Switched Transmission/Common Transport			
(CR)	Rate per Access Minute.....	\$.000296	*	
(CR)	Rate per Access Minute per Mile.....	.000032	*	
(CR)	2. Host/Remote Transmission			
(CR)	Rate per Access Minute.....	.001115	*	
(CR)	Rate per Access Minute per Mile.....	.000085	*	
(CR)	3. Tandem Switching			
(CR)	Rate per Access Minute001645	*	
(CR)	4. Tandem End Office Multiplexing			
(CR)	Rate per Access Minute000217	*	
(AT)(CR)	5. Dedicated Tandem Trunk Port			
(AT)	Rate per Month per Port	3PO3X 1.60		
	3PT3X		*
(CR)	6. Nonrecurring Charge			
(CR)	Per Voice Grade	NRBLW		
(CR)	First Voice Grade Channel		*	
(CR)	Additional Voice Grade Channel, each		*	
(CR)	Per DS1	NRBLX		
(CR)	First DS1		*	
(CR)	Additional DS1, each		*	
(CR)	Per DS3	NRBLY		
(CR)	First DS3.....		*	
(CR)	Additional DS3, each		*	

(1) Rates not applicable when mileage equals 0.

(AT) * See Tariff FCC No. 73

Issued: May 30, 2013

Effective: July 2, 2013

By: Bryan Gonterman, President - Oklahoma
Southwestern Bell Telephone Company, d/b/a AT&T Oklahoma
Oklahoma City, Oklahoma

Access Service Tariff

Cause No. PUD 201300200
Order No. 622275
Tracking No. OK-13-0083

3rd Revised Sheet 6-148
Replacing 2nd Revised Sheet 6-148

ACCESS SERVICE

6. Switched Access Service (Cont'd)

6.9 Rates and Charges (Cont'd)

6.9.2 Switched Transport (Cont'd)

(D) Feature Group and BSA Installation (TPP++)

Nonrecurring Charge

(RT)
(RT)

FGA and BSA-A, First line
FGA and BSA-A, Additional Line, each
FGB and BSA-B, First Trunk.....
FGB and BSA-B, Additional Trunk, each

*
*
*
*

FGD and BSA-D, First Trunk
FGD and BSA-D, Additional Trunk, each.....

*
*

(E) Trunk Conversion Charge

A nonrecurring charge will apply when a customer requests a conversion of a FGD or BSA-D trunk from the following arrangements:

(1) SS7 Signaling

- multifrequency address (MF) signaling to SS7 signaling.
- SS7 signaling to MF signaling.

USOC

First Trunk

Additional Trunk

FGD, BSA-D.....NRBGL

*

*

(2) 64 CCC

- MF signaling to SS7 signaling with 64 CCC.
- SS7 signaling to SS7 signaling with 64 CCC.

USOC

First Trunk

Additional Trunk

FGD, BSA-D.....NRBGM

*

*

* See Tariff FCC No. 73

Access Service Tariff

Cause No. PUD 20130007180
Order No. 615102
Tracking No. OK-13-0059

4th Revised Sheet 6-149
Replacing 3rd Revised Sheet 6-149

ACCESS SERVICE

6. Switched Access Service (Cont'd)

6.9 Rates and Charges (Cont'd)

6.9.2 Switched Transport (Cont'd)

(E) Trunk Conversion Charge (Cont'd)

(3) Multiple 64 CCC

- MF signaling to SS7 signaling with 64 CCC and Multiple 64 CCC.
- SS7 signaling to SS7 signaling with 64 CCC and Multiple 64 CCC.
- SS7 signaling with 64 CCC to SS7 signaling with 64 CCC and Multiple 64 CCC.
- Subsequent rearrangement of Multiple 64 CCC.

	<u>USOC</u>	<u>First Trunk</u>	<u>Additional Trunk</u>
(CT) FGD, BSA-D.....	NRBGN	*	*
(F) Service Facility Move (SFM)			
	<u>USOC</u>	<u>Nonrecurring Charge</u>	
(1) Entrance Facility Rollover			
(a) Voice Frequency facility moved to DS1 facility	NRBRB		
(CR) First channel			*
(CR) Additional channel, each.....			*
(b) DS1 facility moved to a DS1 facility	NRBRC		
(CR) First DS1			*
(CR) Additional DS1, each			*
(c) DS1 facility moved to a DS3 facility	NRBRD		
(CR) First DS1			*
(CR) Additional DS1, each			*
(d) DS3 facility moved to a DS3 facility	NRBRG		
(CR) First DS3			*
(CR) Additional DS3, each			*
(AT) * See Tariff FCC No. 73			

Access Service Tariff

Cause No. PUD 20130007180
Order No. 615102
Tracking No. OK-13-0059

4th Revised Sheet 6-150
Replacing 3rd Revised Sheet 6-150

ACCESS SERVICE

6. Switched Access Service (Cont'd)

6.9 Rates and Charges (Cont'd)

6.9.2 Switched Transport (Cont'd)

(F) Service Facility Move (SFM) (Cont'd)

		<u>USOC</u>	<u>Nonrecurring Charge</u>
	(2) Direct-Trunked Transport SFM		
	(a) Voice Frequency facility moved to DS1 facility	NRBRQ	
(CR)	First channel		*
(CR)	Additional channel, each.....		*
	(b) DS1 facility moved to a DS1 facility	NRBRR	
(CR)	First DS1		*
(CR)	Additional DS1, each		*
	(c) DS1 facility moved to a DS3 facility	NRBRS	
(CR)	First DS1		*
(CR)	Additional DS1, each		*
	(d) DS3 facility moved to a DS3 facility	NRBRY	
(CR)	First DS3		*
(CR)	Additional DS3, each		*
	(3) Tandem-Switched Transport SFM		
	(a) Voice Frequency facility moved to DS1 facility	NRBRT	
(CR)	First channel		*
(CR)	Additional channel, each.....		*
	(b) DS1 facility moved to a DS1 facility	NRBRU	
(CR)	First DS1		*
(CR)	Additional DS1, each		*

(AT) * See Tariff FCC No. 73

Access Service Tariff

Cause No. PUD 201300200
Order No. 622275
Tracking No. OK-13-0083

5th Revised Sheet 6-151
Replacing 4th Revised Sheet 6-151

ACCESS SERVICE

6. Switched Access Service (Cont'd)

6.9 Rates and Charges (Cont'd)

6.9.2 Switched Transport (Cont'd)

(F) Service Facility Move (SFM) (Cont'd)

(3) Tandem-Switched Transport SFM (Cont'd)	<u>USOC</u>	<u>Nonrecurring Charge</u>
(c) DS1 facility moved to a DS3 facility	NRBRV	
First DS1		***
Additional DS1, each		***
(d) DS3 facility moved to a DS3 facility (NRBRX)		
First DS3		***
Additional DS3, each		***

(G) Switched Transport Features

(1) Supervisory Signaling

(a) DX Supervisory Signaling*	NCI ++DX+	
FGB and BSA-B, first trunk.....		***
FGB and BSA-B, additional trunk		***
FGD and BSA-D, first trunk		***
FGD and BSA-D, additional trunk.....		***
(b) SF Supervisory Signaling**	NCI ++SF+	
FGA and BSA-A, first line		***
FGA and BSA-A, additional line		***
FGB and BSA-B, first trunk.....		***
FGB and BSA-B, additional trunk		***
FGD and BSA-D, first trunk		***
FGD and BSA-D, additional trunk.....		***

* Available with interface groups 1 and 2.

** Available with interface groups 2 and 6 through 9.

*** See Tariff FCC No. 73

Access Service Tariff

Cause No. PUD 201300200
Order No. 622275
Tracking No. OK-13-0083

3rd Revised Sheet 6-152
Replacing 2nd Revised Sheet 6-152

ACCESS SERVICE

6. Switched Access Service (Cont'd)

6.9 Rates and Charges (Cont'd)

6.9.2 Switched Transport (Cont'd)

(G) Switched Transport Features (Cont'd)

(1) Supervisory Signaling (Cont'd)

Nonrecurring Charge

(c) E&M Type I Supervisory Signaling * (NCI ++EA+)

FGB and BSA-B, first trunk
FGB and BSA-B, additional trunk

**
**

(RT)
(RT)

FGD and BSA-D, first trunk
FGD and BSA-D, additional trunk

**
**

(d) E&M Type II Supervisory Signaling * (NCI ++EB+)

FGB and BSA-B, first trunk
FGB and BSA-B, additional trunk

**
**

(RT)
(RT)

FGD and BSA-D, first trunk
FGD and BSA-D, additional trunk

**
**

(e) E&M Type III Supervisory Signaling * NCI ++EC+)

FGD and BSA-D, first trunk
FGD and BSA-D, additional trunk

**
**

(RT)
(RT)

* Available with interface groups 1 and 2.

** See Tariff FCC No. 73

Access Service Tariff

Cause No. PUD 201300200
Order No. 622275
Tracking No. OK-13-0083

3rd Revised Sheet 6-153
Replacing 2nd Revised Sheet 6-153

ACCESS SERVICE

6.Switched Access Service (Cont'd)

6.9 Rates and Charges (Cont'd)

6.9.2 Switched Transport (Cont'd)

(G) Switched Transport Features (Cont'd)

- (2) Customer specification of the receive transmission level *(TLV)

FGA and BSA-A, first line.....	***
FGA and BSA-A, additional line.....	***
FGB and BSA-B, first trunk	***
FGB and BSA-B, additional trunk	***

(RT)
(RT)

FGD and BSA-D, first trunk.....	***
FGD and BSA-D, additional trunk	***

- (3) Customer specification of the Switched Transport Termination Four-wire termination in lieu of two-wire termination**(NC S+T+)

FGB and BSA-B, first trunk	***
FGB and BSA-B, additional trunk	***

- (4) Multiplexing

	<u>USOC</u>	<u>Rate Per Month</u>	<u>Nonrecurring Charge</u>
(a) DS1 to Voice Grade (per multiplexer)	MKW1X,M6W1X	***	***
(b) DS3 to DS1 (per multiplexer)	MKW3X,M6W3X	***	***
(c)			
(d)			

* Available with interface groups 2 through 9 for FGA, FGB, FGC, FGD, BSA-A, BSA-B, BSA-C and BSA-D. The range of transmission levels which may be specified is described in Technical Reference TR-NPL-000334.

** Available with FGB and BSA-B routed to an access tandem with type B Transmission Performance.

*** See Tariff FCC No. 73

Access Service Tariff

Cause No. PUD 20130007180
Order No. 615102
Tracking No. OK-13-0059

9th Revised Sheet 6-154
Replacing 8th Revised Sheet 6-154

ACCESS SERVICE

6. Switched Access Service (Cont'd)

6.9 Rates and Charges (Cont'd)

6.9.3 Local Switching

		<u>USOC</u>	<u>Rate Per</u> <u>Access Minute</u>	
			Originating	Terminating
(CR) (CR)	(A) Bundled Local Switching Usage			
	LS1		\$.0051705	*
	LS20051705	*
(CR) (CR)	(B) Unbundled Local Switching Usage			
	LS10051705	*
	LS20051705	*
(CT)(CR) (AT)	(C) Dedicated End Office Trunk Port			
	Rate per Month per Port3PO1X		21.30	
3PT3X			*
(CR)	(D) Shared End Office Trunk Port			
	Rate per Access Minute		.00110	*
			<u>Nonrecurring</u> <u>Charge</u>	
	(E) 900 Access Service NXX			
	Activation Charge			
	First NXX		\$ 78.65	
	Additional NXX		15.78	
	(F) 0+900 Access Service Installation			
	- Per end office that requires			
	modification, within a LATA.....		548.00	
			<u>USOC</u>	<u>Nonrecurring</u> <u>Charge</u>
	(G) Common Switching Features			
	(1) Alternate Traffic Routing			
	(a) End Office Alternate Routing (CRRE)		NR4E0	
(CR)	FGB, per trunk group			*
(CR)	FGD, per trunk group			*
(AT)	* See Tariff FCC No. 73			

Access Service Tariff

Cause No. PUD 201300200
Order No. 622275
Tracking No. OK-13-0083

5th Revised Sheet 6-155
Replacing 4th Revised Sheet 6-155

ACCESS SERVICE

6. Switched Access Service (Cont'd)

6.9 Rates and Charges (Cont'd)

6.9.3 Local Switching (Cont'd)

	<u>USOC</u>	<u>Nonrecurring Charge</u>
(G) Common Switching Features (Cont'd)		
(b) Multiple Traffic Routing (ARTG)	NR4AR	
(RT) FGB, per trunk group		*
(RT) FGD, per trunk group		*
(2) Automatic Number Identification (ANI)	NR4AN	
(RT) FGB and BSA-B, per trunk group		*
FGD, first end office		*
FGD, additional end office		*
(3) Band Advance Arrangement for use with WATS Access Line Service (BAAD)	NR4BA	
FGA and BSA-A, first WATS Access Line hunt group		*
FGA and BSA-A, additional WATS Access Line hunt groups		*
FGB and BSA-B, first WATS Access Line hunt group		*
FGB and BSA-B, additional WATS Access Line hunt groups		*
(RT) FGD and BSA-D, first WATS Access Line hunt group		*
(RT) FGD and BSA-D, additional WATS Access Line hunt groups		*
(RT) FGD and BSA-D, first WATS Access Line hunt group		*
(RT) FGD and BSA-D, additional WATS Access Line hunt groups		*

* See Tariff FCC No. 73

Access Service Tariff

Cause No. PUD 20130007180
Order No. 615102
Tracking No. OK-13-0059

5th Revised Sheet 6-156
Replacing 4th Revised Sheet 6-156

ACCESS SERVICE

6. Switched Access Service (Cont'd)

6.9 Rates and Charges (Cont'd)

6.9.3 Local Switching (Cont'd)

(G) Common Switching Features (Cont'd)

	<u>USOC</u>	<u>Nonrecurring Charge</u>
(4) Call Denial on Line or Hunt Group (CAD)	NR4CD	
(CR) FGA and BSA-A, first line.....		*
(CR) FGA and BSA-A, additional line		*
(5) Carrier Identification Code		
(a) Establish or Add	NR4AC	
(CR) FGB and BSA-B, first end office		*
(CR) FGB and BSA-B, additional end offices.....		*
(CR) FGB and BSA-B, per tandem		*
(CR) FGD and BSA-D, first end office.....		*
(CR) FGD and BSA-D, additional end offices		*
(CR) FGD and BSA-D, per tandem		*
(b) Change	NR4CC	
(CR) FGB and BSA-B, first end office		*
(CR) FGB and BSA-B, additional end offices.....		*
(CR) FGB and BSA-B, per tandem		*
(CR) FGD and BSA-D, first end office.....		*
(CR) FGD and BSA-D, additional end offices		*
(CR) FGD and BSA-D, per tandem		*
(c) Delete	NR4DC	
(CR) FGB and BSA-B, first end office		*
(CR) FGB and BSA-B, additional end offices.....		*
(CR) FGB and BSA-B, per tandem		*
(CR) FGD and BSA-D, first end office.....		*
(CR) FGD and BSA-D, additional end offices		*
(CR) FGD and BSA-D, per tandem		*

(AT) * See Tariff FCC No. 73

Access Service Tariff

Cause No. PUD 201300200
Order No. 622275
Tracking No. OK-13-0083

5th Revised Sheet 6-157
Replacing 4th Revised Sheet 6-157

ACCESS SERVICE

6. Switched Access Service (Cont'd)

6.9 Rates and Charges (Cont'd)

6.9.3 Local Switching (Cont'd)

(G) Common Switching Features (Cont'd)

(6) Carrier Identification Code Parameter (CIP)

FGD and BSA-D

Rate Per Call

*

(7) Carrier Selection Parameter (CARP)

USOC
NR4CS

Nonrecurring
Charge

FGD and BSA-D, first end office\$ 57.00.....
FGD and BSA-D, additional end offices

*

*

(8) Cut Through (CTO)

NR4CT

FGD and BSA-D, first end office.....
FGD and BSA-D, additional end offices

*

*

(9) Delay Dial Start-Pulsing Signaling (DDSP)

NR4DD

FGC and BSA-C, first trunk

*

FGC and BSA-C, additional trunks

*

(10) Dial Pulse Address Signaling (ADS DP)

NR4DP

FGB and BSA-B, first trunk.....
FGB and BSA-B, additional trunks

*

*

(RT)
(RT)

* See Tariff FCC No. 73

Access Service Tariff

Cause No. PUD 201300200
Order No. 622275
Tracking No. OK-13-0083

5th Revised Sheet 6-158
Replacing 4th Revised Sheet 6-158

ACCESS SERVICE

6. Switched Access Service (Cont'd)

6.9 Rates and Charges (Cont'd)

6.9.3 Local Switching (Cont'd)

(G) Common Switching Features (Cont'd)

	<u>USOC</u>	<u>Nonrecurring Charge</u>
(11) End Office End User Line Service Screening for use with WATS Access Line Service (BAND)	NR4BD	
(RT)		
(RT)		
FGD and BSA-D, first WATS Access Line		*
FGD and BSA-D, additional WATS Access Lines		*
(12) BSA-D with 950 Access (FGD9)	NR4NF	
FGD and BSA-D, first end office		*
FGD and BSA-D, additional end offices		*
(13) Flexible Automatic Number Identification (FANI)	NR4FA	
FGD, first end office		*
FGD, additional end offices		*
(14) Hunt Group Arrangement (HML/HTG)	NR4HG	
FGA, first line		*
FGA, additional lines		*
(15) Hunt Group Arrangement for use with WATS Access Line Service (HML/HTG)	NR4HG	
FGA and BSA-A, first WATS Access Line		*
FGA and BSA-A, additional WATS Access Line		*
FGB and BSA-B, first WATS Access Line		*
FGB and BSA-B, additional WATS Access Lines		*
(RT)		
(RT)		
FGD and BSA-D, first WATS Access Line		*
FGD and BSA-D, additional WATS Access Lines		*

* See Tariff FCC No. 73

Access Service Tariff

Cause No. PUD 201300200
Order No. 622275
Tracking No. OK-13-0083

5th Revised Sheet 6-159
Replacing 4th Revised Sheet 6-159

ACCESS SERVICE

6. Switched Access Service (Cont'd)

6.9 Rates and Charges (Cont'd)

6.9.3 Local Switching (Cont'd)

(G) Common Switching Features (Cont'd)

	<u>USOC</u>	<u>Nonrecurring Charge</u>
(16) Immediate Dial Pulse Address Signaling (ADS IDP)	NR4ID	
FGB and BSA-B, first trunk.....		*
FGB and BSA-B, additional trunks		*
(17) International Carrier Feature (INCO)	NR4IC	
FGD and BSA-D, first end office.....		*
FGD and BSA-D, additional end offices		*
FGD and BSA-D, per tandem		*
(18) Nonhunting Number Arrangement for use with Hunt Group Arrangement or Uniform Call Distribution Arrangement (NHN)	NR4NH	
FGA, first line		*
FGA, additional lines.....		*
(19) Nonhunting Number Arrangement for use with Hunt Group Arrangement or Uniform Call Distribution Arrangement for use with WATS Access Line Service (NHN)	NR4NH	
FGA and BSA-A, first WATS Access Line		*
FGA and BSA-A, additional WATS Access Lines		*
FGB and BSA-B, first WATS Access Line		*
FGB and BSA-B, additional WATS Access Lines		*
FGD and BSA-D, first WATS Access Line		*
FGD and BSA-D, additional WATS Access Lines		*

* See Tariff FCC No. 73

Access Service Tariff

Cause No. PUD 201300200
Order No. 622275
Tracking No. OK-13-0083

5th Revised Sheet 6-160
Replacing 4th Revised Sheet 6-160

ACCESS SERVICE

6. Switched Access Service (Cont'd)

6.9 Rates and Charges (Cont'd)

6.9.3 Local Switching (Cont'd)

(G) Common Switching Features (Cont'd)

	<u>USOC</u>	<u>Nonrecurring Charge</u>
(20) Overlap Outpulsing (OVL)	NR4OV	
FGD and BSA-D, first end office		*
FGD and BSA-D, additional end offices		*
(21) Service Class Routing (SCRT)	NR4SC	
(RT)		
(RT)		
FGD and BSA-D, first end office		*
FGD and BSA-D, additional end offices		*
(22) Service Code Denial on Line or Hunt Group (SCD)	NR4SD	
FGA and BSA-A, first line		*
FGA and BSA-A, additional lines		*
(23) Trunk Access Limitation (CHOK)	NR4CH	
(RT)		
FGD and BSA-D, per trunk group		*
(24) Uniform Call Distribution Arrangement (HTY UD)	NR4UD	
FGA, first line		*
FGA, additional lines		*

* See Tariff FCC No. 73

Access Service Tariff

Cause No. PUD 201300200
Order No. 622275
Tracking No. OK-13-0083

5th Revised Sheet 6-161
Replacing 4th Revised Sheet 6-161

ACCESS SERVICE

6. Switched Access Service (Cont'd)

6.9 Rates and Charges (Cont'd)

6.9.3 Local Switching (Cont'd)

(G) Common Switching Features (Cont'd)

	<u>USOC</u>	<u>Nonrecurring Charge</u>
(25) Uniform Call Distribution Arrangement for use with WATS Access Line Service (HTY UD)	NR4UD	
FGA and BSA-A, first WATS Access Line.....		*
FGA and BSA-A, additional WATS Access Lines		*
FGB and BSA-B, first WATS Access Line.....		*
FGB and BSA-B, additional WATS Access Lines		*
(RT)		
(RT)		
FGD and BSA-D, first WATS Access Line		*
FGD and BSA-D, additional WATS Access Lines.....		*
(26) Up to 7 Digits Outpulsing (USDO)	NR4US	
FGB and BSA-B, per end office		*
FGB and BSA-B, per tandem		*
(27) Wink Start Address Signaling (ADS WS)	NR4WA	
FGB and BSA-B, first trunk		*
FGB and BSA-B, additional trunks.....		*
(RT)		
(RT)		
		<u>Recurring Charge</u>
(28) Alternate Billing Indicator (XXXX).....		*
		<u>Nonrecurring Charge</u>
FGA and BSA-A, per line.....		*

* See Tariff FCC No. 73

ACCESS SERVICE

6. Switched Access Service (Cont'd)

6.9 Rates and Charges (Cont'd)

6.9.3 Local Switching (Cont'd)

(H) Transport Termination Features

(1) Line Side Terminations

	<u>USOC</u>	<u>Nonrecurring Charge</u>
(a) Originating Operation		
Any change from Loop Start to Ground Start or Ground Start to Loop Start (NC +++)	NR8TT	
FGA and BSA-A, first line		*
FGA and BSA-A, additional lines		*
(b) Terminating Operation or Two-Way Operation	NR8TT	
Any change from Loop Start to Ground Start or Ground Start to Loop Start (NC +++)		
FGA and BSA-A, first line		*
FGA and BSA-A, additional lines		*
Any change from Dial Pulse to Dual Tone Multifrequency or Dual Tone Multifrequency to Dial Pulse (NC +++)		
FGA and BSA-A, first line		*
FGA and BSA-A, additional lines		*

(2) Trunk Side Terminations

(a) Dial PulseStation Signaling Trunk TTC RD)	NR8RD	
FGB and BSA-B, first trunk		*
FGB and BSA-B, additional trunks		*

(RT)
(RT)

(RT)
(RT)

* See Tariff FCC No. 73

Access Service Tariff

Cause No. PUD 201300200
Order No. 622275
Tracking No. OK-13-0083

5th Revised Sheet 6-163
Replacing 4th Revised Sheet 6-163

ACCESS SERVICE

6. Switched Access Service (Cont'd)

6.9 Rates and Charges (Cont'd)

6.9.3 Local Switching (Cont'd)

(H) Transport Termination Features (Cont'd)

(2) Trunk Side Terminations (Cont'd)

	USOC	Nonrecurring Charge
(c) Operator Trunk, Full Feature Arrangement (TTC FF)	NR8FF	
FGD and BSA-D, first trunk		*
FGD and BSA-D, additional trunks		*
(d) Standard Trunk for Originating TTC SO)	NR8ST	
FGB and BSA-B, first trunk		*
FGB and BSA-B, additional trunks		*
(RT)		
(RT)		
FGD and BSA-D, first trunk		*
FGD and BSA-D, additional trunks		*
(e) Standard Trunk for Terminating Operation (TTC ST)	NR8ST	
FGB and BSA-B, first trunk		*
FGB and BSA-B, additional trunks		*
(RT)		
(RT)		
FGD and BSA-D, first trunk		*
FGD and BSA-D, additional trunks		*
(f) Standard Trunk for Two-Way Operation (TTC TY)	NR8ST	
FGB and BSA-B, first trunk		*
FGB and BSA-B, additional trunks		*
(RT)		
(RT)		
FGD and BSA-D, first trunk		*
FGD and BSA-D, additional trunks		*

* See Tariff FCC No. 73

Access Service Tariff

Cause No. PUD 20130007180
Order No. 615102
Tracking No. OK-13-0059

4th Revised Sheet 6-164
Replacing 3rd Revised Sheet 6-164

ACCESS SERVICE

6. Switched Access Service (Cont'd)

6.9 Rates and Charges (Cont'd)

6.9.3 Local Switching (Cont'd)

(I) Line Termination Features

	<u>USOC</u>	<u>Nonrecurring Charge</u>
(1) Originating Operation or Two-Way Operation	NR8TT	
Any change from Loop Start to Ground Start or Ground Start to Loop Start (NC ++++)		
(CR) first WATS Access line.....		*
(CR) additional WATS Access lines		*
Any change from Dial Pulse to Dual Tone Multifrequency or Dual Tone Multifrequency to Dial Pulse (NC ++++)		
(CR) first WATS Access line.....		*
(CR) additional WATS Access lines		*
(2) Terminating Operation	NR8TT	
Any change from Loop Start to Ground Start or Ground Start to Loop Start (NC ++++)		
(CR) first WATS Access line.....		*
(CR) additional WATS Access lines		*

6.9.4 Basic Service Elements

(A) Alternate Traffic Routing

(1) End Office Routing (NR4EO)

	<u>Rate Per Month</u>	<u>Nonrecurring Charge</u>
(CR) Per trunk group	*	
(CR) BSA-B, per trunk group		*
(CR) BSA-D, per trunk group		*
(AT) * See Tariff FCC No. 73		

Access Service Tariff

Cause No. PUD 201300200
Order No. 622275
Tracking No. OK-13-0083

5th Revised Sheet 6-165
Replacing 4th Revised Sheet 6-165

ACCESS SERVICE

6. Switched Access Service (Cont'd)

6.9 Rates and Charges (Cont'd)

6.9.4 Basic Service Elements (Cont'd)

(A) Alternate Traffic Routing (Cont'd)

(2) Multiple Traffic Routing (NR4AR)

	<u>Rate per Month</u>
Per trunk group	*
	<u>Nonrecurring Charge</u>
BSA-B, per trunk group	*
BSA-D, per trunk group	*
	<u>Rate per Call</u>
(B) Automatic Number Identification (ANI)/Charge Number Parameter	*
	<u>Nonrecurring Charge</u>
BSA-D, first end office	*
BSA-D, additional end office	*
(C)	<u>Rate per Call</u>
(D) Flexible Automatic Number Identification (FANI)	*
	<u>Nonrecurring Charge</u>
BSA-D, first end office	*
BSA-D, additional end office	*

* See Tariff FCC No. 73

Access Service Tariff

Cause No. PUD 20130007180
Order No. 615102
Tracking No. OK-13-0059

3rd Revised Sheet 6-166
Replacing 2nd Revised Sheet 6-166

ACCESS SERVICE

6. Switched Access Service (Cont'd)

6.9 Rates and Charges (Cont'd)

6.9.4 Basic Service Elements (Cont'd)

(E) Multiline Hunt Group

		Rate per Month
(CR)	(1) Circular Hunting (NR4HG), Per line	*
		Nonrecurring Charge
(CR)	BSA-A, first line	*
(CR)	BSA-A, additional line.....	*
(CR)	Packet Switched MicroLink II, first line.....	*
(CR)	Packet Switched MicroLink II, add'l line	*
		Rate Per Month
(CR)	(2) Preferential Hunting (NR4HG) Per line	*
		Nonrecurring Charge
(CR)	BSA-A, first line	*
(CR)	BSA-A, additional line.....	*
(CR)	Packet Switched MicroLink II, first line.....	*
(CR)	Packet Switched MicroLink II, add'l line	*
		Rate Per Month
(CR)	(3) Regular Line Hunting (NR4HG) Per line	*
		Nonrecurring Charge
(CR)	BSA-A, first line	*
(CR)	BSA-A, additional line.....	*
(CR)	Packet Switched MicroLink II, first line.....	*
(CR)	Packet Switched MicroLink II, add'l line	*
(AT)	* See Tariff FCC No. 73	

Access Service Tariff

Cause No. PUD 20130007180
Order No. 615102
Tracking No. OK-13-0059

3rd Revised Sheet 6-167
Replacing 2nd Revised Sheet 6-167

ACCESS SERVICE

6. Switched Access Service (Cont'd)

6.9 Rates and Charges (Cont'd)

6.9.4 Basic Service Elements (Cont'd)

(F) Nonhunting Number Arrangement (NR4NH)

Rate per
Month

(CR) Per line.....

*

Nonrecurring
Charge

(CR) BSA-A, first line.....

*

(CR) BSA-A, additional line

*

(G) Queing (NR4QA)

Rate per
Month

(CR) Per arrangement.....

*

Nonrecurring
Charge

(CR) BSA-A, initial arrangement

*

(CR) BSA-A, subsequent arrangement.....

*

(H) Recorded Announcements (NR4QB)

Rate per
Month

(CR) Per announcement

*

Nonrecurring
Charge

(CR) BSA-A, initial announcement.....

*

(CR) BSA-A, subsequent announcement

*

(CR) BSA-B, initial announcement.....

*

(CR) BSA-B, subsequent announcement

*

(CR) BSA-D, initial announcement.....

*

(CR) BSA-D, subsequent announcement

*

(AT) * See Tariff FCC No. 73

Access Service Tariff

Cause No. PUD 20130007180
Order No. 615102
Tracking No. OK-13-0059

3rd Revised Sheet 6-168
Replacing 2nd Revised Sheet 6-168

ACCESS SERVICE

6. Switched Access Service (Cont'd)

6.9 Rates and Charges (Cont'd)

6.9.4 Basic Service Elements (Cont'd)

(I) Remote Make Busy (MKK)

Rate per
Month

(CR) Per arrangement..... *

Nonrecurring
Charge

(CR) BSA-A, initial arrangement..... *

(CR) BSA-A, subsequent arrangement..... *

(J) Remote Make Busy - Trunk Side (MKK)

Rate per
Month

(CR) Per arrangement..... *

Nonrecurring
Charge

(CR) BSA-B, initial arrangement..... *

(CR) BSA-B, subsequent arrangement..... *

(CR) BSA-D, initial arrangement..... *

(CR) BSA-D, subsequent arrangement..... *

(K)

(L)

(M) Uniform Call Distribution Arrangement (NR4UD)

Rate per
Month

(CR) Per line *

Nonrecurring
Charge

(CR) BSA-A, first line *

(CR) BSA-A, additional line..... *

(AT) * See Tariff FCC No. 73

Access Service Tariff

Cause No. PUD 201300200
Order No. 622275
Tracking No. OK-13-0083

3rd Revised Sheet 6-169
Replacing 2nd Revised Sheet 6-169

ACCESS SERVICE

6. Switched Access Service (Cont'd)

6.9 Rates and Charges (Cont'd)

6.9.5 Administrative Changes

Nonrecurring
Charge

(A) Access Carrier Name Abbreviation (ACNA)

FGA and BSA-A, first line.....	*
FGA and BSA-A, additional line.....	*
FGB and BSA-B, per trunk group	*

(RT)

FGD and BSA-D, per trunk group	*
DNAL, first channel	*
DNAL, additional channel.....	*

(B) Billing Account Number (BAN)

FGA and BSA-A, first line.....	*
FGA and BSA-A, additional line.....	*
FGB and BSA-B, per trunk group	*

(RT)

FGD and BSA-D, per trunk group	*
DNAL, first channel	*
DNAL, additional channel.....	*

(C) Customer Circuit Identification (CKR)

FGA and BSA-A, first line.....	*
FGA and BSA-A, additional line.....	*
FGB and BSA-B, per trunk group	*

(RT)

FGD and BSA-D, per trunk group	*
DNAL, first channel	*
DNAL, additional channel.....	*

* See Tariff FCC No. 73

Access Service Tariff

Cause No. PUD 201300071
Order No. 615102
Tracking No. OK-13-0059

4th Revised Sheet 6-170
Replacing 3rd Revised Sheet 6-170

ACCESS SERVICE

6. Switched Access Service (Cont'd)

6.9 Rates and Charges (Cont'd)

6.9.6 Information Surcharge

Rate per
Access Minute

(CR)

*

6.9.7 Dedicated Network Access Link (DNAL)

Rate per
Month

(A) DNAL Termination
Per point of termination (JSTAX)..... \$ 22.94

(B) DNAL Mileage
Fixed (1T5WX)
0 miles 0.00
Over 0 miles 21.06
Per Mile (1T5WX)
0 miles 0.00
Over 0 miles 1.00

Nonrecurring
Charge

(C) Installation
first termination (JSTAX) \$129.00
additional terminations (JSTAX)..... 89.00

6.9.8 800 Number Portability Access Service (NPAS)

Rate Per
Query

(A) 800 NPAS Query \$.002531
(B) POTS Translation0000
(C) Call Validation0000
(D) Call Handling and Destination000287

6.9.9 Advanced Carrier Identification Service (ACIS)

Rate Per
Call

(CR) Carrier Identification Feature (CIF).....
(AT) * See Tariff FCC No. 73

*

Access Service Tariff

Cause No. PUD 200600267

Order No. 534934

Tracking No. OK-06-183

2nd Revised Sheet 6-171
Replacing 1st Revised Sheet 6-171

ACCESS SERVICE

6. Switched Access Service (Cont'd)

6.9 Rates and Charges (Cont'd)

6.9.10

Rate Per
Terminating
Access Minute

6.9.11 High Cost Support Fund (HCF) Surcharge \$0.03